

RTX6822G | RTX6822S | RTX6822V

RTX Series is a pre-configured floor standing cabinet range ready for delivery. RTX cabinets are the perfect solution for educational facilities, small to medium size businesses, low density commercial applications and communication rooms.

The series has three door options available and many standard inclusions, comprising power distribution units, fans, shelves, and vertical cable management systems.

The Cabinets are supplied fully assembled enabling quick installation and easy maintenance with the added benefit of time and cost savings.

Features

- > Doors open to 180 degrees with quick release hinge
- > Glass, Steel or Vented front door options
- > Vented front doors are curved with 70% perforation (protrudes 50mm)
- > Vented rear door is standard
- > Swing handle with lock for both front and rear doors
- > 19" depth adjustable mounting rails with RU markings
- > Side panels fitted with round locks are easy to fit and remove
- > Top and bottom panel with multiple cable entry knockouts
- > 800kg static load (on levelling feet)

Standard Inclusions

- > 4 x Fan units (800 to 1200 depth)
- > 2 x Fixed shelves (12RU to 27RU)
- > 1 x 8 way horizontal PDU
- > 2 x 150mm wide vertical cable trays
- > 25 x Cage nuts
- > Earthing kit for all panels and doors
- > Castors (for transport)
- > Levelling feet
- > Swing handle with lock for both front and rear door
- > Small round lock for side panels
- > Baying kit



Glass Door – RTX6822G



Steel Door – RTX6822S



Vented Door – RTX6822V

Part No.	RU	Height mm	Width mm	Depth mm	Colour	Front Door	Description
RTX6822G	22RU	1200*	600	800	Black	Glass	RTX Cabinet – 22RU 600w 800d Glass Front Door and Vented Rear Door
RTX6822S	22RU	1200*	600	800	Black	Steel	RTX Cabinet – 22RU 600w 800d Steel Front Door and Vented Rear Door
RTX6822V	22RU	1200*	600	800	Black	Vented	RTX Cabinet – 22RU 600w 800d Vented Front Door and Vented Rear Door

Note: *Height includes castors (72mm)

Technical Specifications

Description: RTX Cabinet – 22RU 600w 800d
Glass, Steel or Curved Vented Front Door and Vented Rear Door

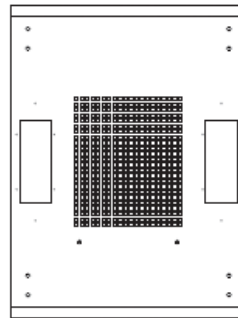
Cabinet Dimension: 1161h X 600w X 800d

Colour: Black

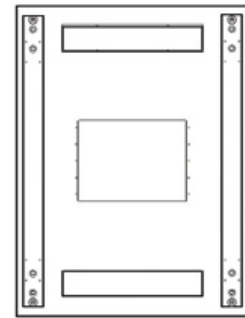
Weight: 67kg

Shipping Dimension: 1200h x 640w x 840d

Shipping Weight: 71kg



Top Panel
600W x 800D



Bottom Panel
600W x 800D



Vented
Rear Door

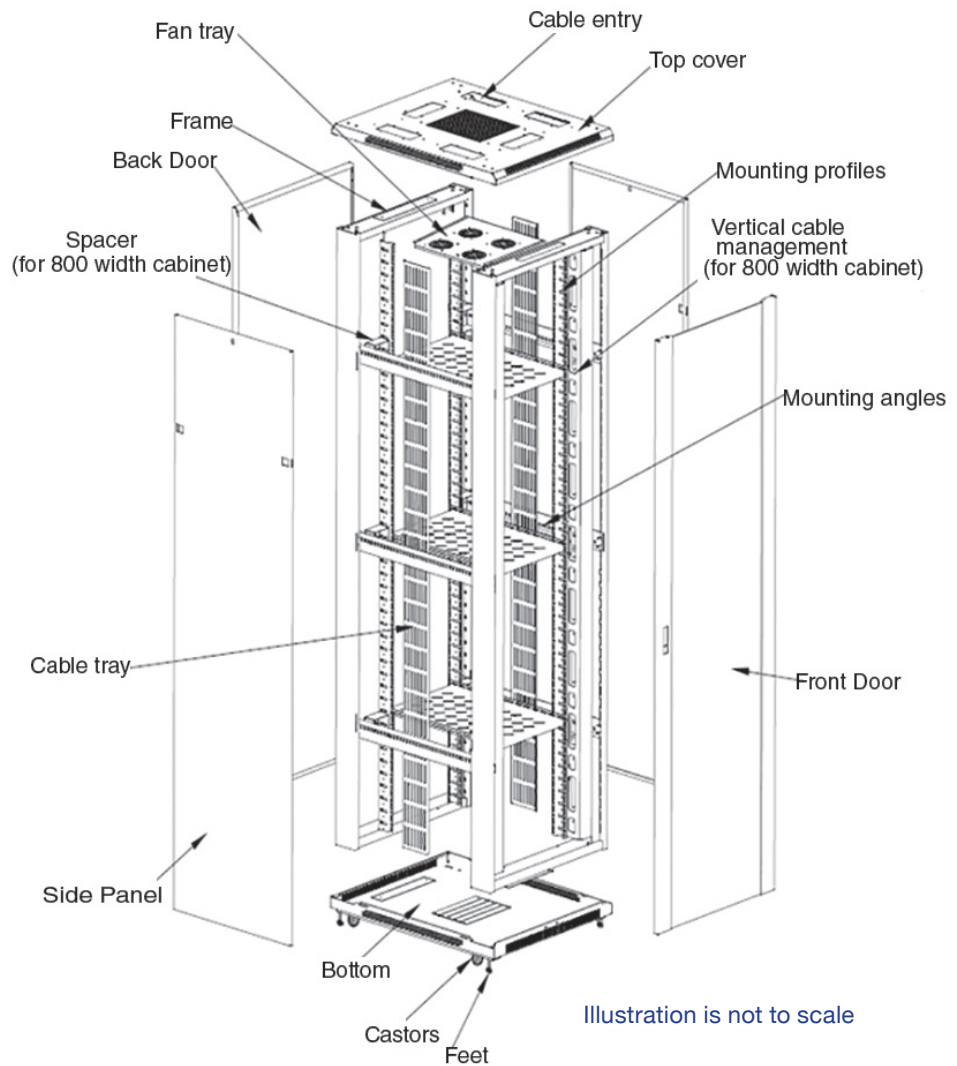


Illustration is not to scale



Information contained in this document is accurate at the time of preparation and is provided in good faith for general guidance. The information should not be used for detailed design or final specification as it is subject to change without notice. Please contact your local Racktech sales representative or the Racktech customer support team to obtain a copy of the current technical specifications. Images are for illustration purposes only.

March 2021