

PRODUCT DATASHEET

DULUX T/E PLUS 32 W/840

OSRAM DULUX T/E PLUS | CFLni, 3 tubes, with 4-pin base for ECG operation



AREAS OF APPLICATION

- Offices, public buildings
- Shops
- Supermarkets and department stores
- Hotels, restaurants
- Industrial lighting

PRODUCT BENEFITS

- Extremely economical
- Good quality of light
- Excellent luminous flux
- Long service life
- Improved maintenance
- OSRAM System+ Guarantee in combination with OSRAM QUICKTRONIC ECG

PRODUCT FEATURES

- Average life: 20,000 h (with QUICKTRONIC)
- Color rendering index R_a : 80...89
- Dimmable (3...100 %)
- Short and compact pin-base lamp with triple-turn tubes
- Single-ended four-pin plug-in GX24q base with shortened base casing



TECHNICAL DATA

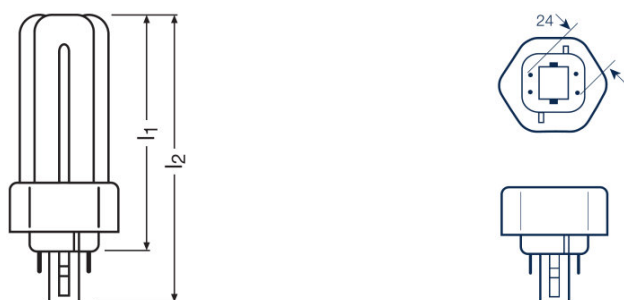
Electrical data

| | |
|-------------------------------------|---|
| Nominal wattage | 32.00 W |
| Nominal voltage | 100 V |
| Rated lamp efficacy (HF data 25 °C) | Under clarification by authority and standardization body |
| Rated wattage | 32.00 W |

Photometrical data

| | |
|---------------------------|--------------------|
| Nominal luminous flux | 2400 lm |
| Light color (designation) | LUMILUX Cool White |
| Luminous flux at 25 °C | 2400 lm |
| Rated luminous flux | 2400 lm |
| Rated color temperature | 4000 K |
| Color rendering index Ra | 80...89 |
| Rated LLMF at 2,000 h | 0.90 |
| Rated LLMF at 4,000 h | 0.84 |
| Rated LLMF at 6,000 h | 0.83 |
| Rated LLMF at 8,000 h | 0.81 |
| Rated LLMF at 12,000 h | 0.79 |
| Rated LLMF at 16,000 h | 0.78 |
| Rated LLMF at 20,000 h | 0.77 |
| Color temperature | 4000 K |
| Luminous flux | 2400 lm |
| Color rendering index Ra | 80...89 |

Dimensions & weight



| | |
|----------------|----------|
| Diameter | 12.0 mm |
| Overall length | 146.0 mm |
| Length | 148.0 mm |

| | |
|--|-----------|
| Length acc. to IEC standard | 145 mm |
| Length with base excl. base pins/connection | 132.00 mm |
| Outer bulb | T12X3 |
| Maximum diameter | 12.0 mm |

Lifespan

| | |
|---|-----------------------|
| Nominal lamp life time | 20000 h |
| Rated lamp life time | 20000 h |
| Service life | 13000 h ¹⁾ |
| Rated lamp survival factor at 2,000 h | 0.99 |
| Rated lamp survival factor at 4,000 h | 0.99 |
| Rated lamp survival factor at 6,000 h | 0.99 |
| Rated lamp survival factor at 8,000 h | 0.99 |
| Rated lamp survival factor at 12,000 h | 0.95 |
| Rated lamp survival factor at 16,000 h | 0.81 |
| Rated lamp survival factor at 20,000 h | 0.50 |
| Operation mode LLMF/LSF | HF |
| Lifespan | 20000 h ¹⁾ |

¹⁾ With preheat ECG

Additional product data

| | |
|------------------------------------|------------------------|
| Base (standard designation) | GX24q-3 |
| Mercury content | 1.7 mg |
| Product remark | For ECG operation only |

Capabilities

| | |
|-----------------|-----|
| Dimmable | Yes |
|-----------------|-----|

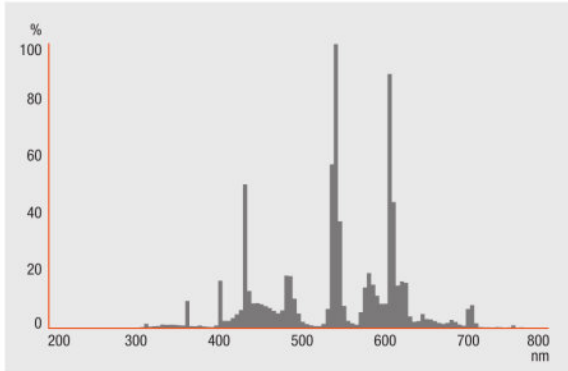
Certificates & standards

| | |
|--------------------------------|--------------|
| Energy efficiency class | A |
| Energy consumption | 36 kWh/1000h |
| Energy efficiency class | A |

Country-specific categorizations

| | |
|--------------|-------------------------|
| ILCOS | FSMH-32/840-/P/-GX24q-3 |
|--------------|-------------------------|

Light Distribution



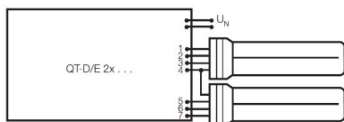
Spectral power distribution

EQUIPMENT / ACCESSORIES

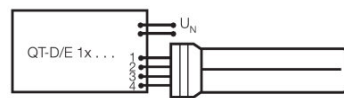
- Suitable for operation on electronic control gear

SAFETY ADVICE

In case of lamp breakage: www.ledvance.com/brokenlamp



Circuit diagram



Circuit diagram

LOGISTICAL DATA

| Product code | Product description | Packaging unit (Pieces/Unit) | Dimensions (length x width x height) | Volume | Gross weight |
|---------------|----------------------------|---------------------------------|---|----------------------|--------------|
| 4050300348568 | DULUX T/E PLUS 32 W/840 | Shipping carton box 10 | 240 mm x 172 mm x 125 mm | 5.16 dm ³ | 911.00 g |

The mentioned product code describes the smallest quantity unit which can be ordered. One shipping unit can contain one or more single products. When placing an order, for the quantity please enter single or multiples of a shipping unit.

DISCLAIMER

Subject to change without notice. Errors and omission excepted. Always make sure to use the most recent release.

OSRAM DULUX T/E PLUS | CFLni, 3 tubes, with 4-pin base for ECG operation

| Product name | Product name ECG | EAN | Nominal current | Nominal wattage + Power loss | Luminous flux at 25 °C | Number of lighting outlets |
|-------------------------|--------------------------|---------------|-----------------|------------------------------|------------------------|----------------------------|
| DULUX T/E PLUS 32 W/840 | QTi DALI-T/E 1x18-57 DIM | 4008321060808 | 0.16 A | 36.00 W | 2400 lm | 1 |
| | QTi DALI-T/E 2x18-42 DIM | 4008321060822 | 0.30 A | 69.00 W | 2400 lm | 2 |
| | QTi-T/E 1x18-57 DIM | 4008321060860 | 0.16 A | 36.00 W | 2400 lm | 1 |
| | QTi-T/E 2x18-42 DIM | 4008321060846 | 0.30 A | 69.00 W | 2400 lm | 2 |
| | QT-M 2x26-42/220-240 S | 4008321110022 | 0.30 A | 70.00 W | 2400 lm | 2 |
| | QTP-M 1x26-42 | 4008321329134 | 0.16 A | 35.00 W | 2400 lm | 1 |
| | QTP-M 2x26-32 | 4008321329158 | 0.30 A | 68.00 W | 2400 lm | 2 |
| | QTP-T/E 1x26-42, (2x26) | 4008321537089 | 0.15 A | 35.00 W | 2400 lm | 1 |