


# Product Environmental Profile

## MODICON TM3 Expansion Module





## General information

### Representative product

MODICON TM3 Expansion Module - TM3DQ32TK

### Description of the range

The specially developed Modicon TM3 I/O system enables flexible and customizable expansion of the I/O terminals in all of the controllers. Up to 14 terminals can be added to the controllers.

- Digital I/O modules which can be used to create configurations with up to 264 digital I/O. These modules are available with the same connections as the controllers.
- Analog I/O modules which can be used to create configurations with up to 114 analog I/O and are designed to receive, amongst other things, position, temperature or speed sensor signals. They are also capable of controlling variable speed drives or any device equipped with a current or voltage input.

The environmental impacts of this referenced product are representative of the impacts of the other products of the range which are developed with a similar technology.

### Functional unit

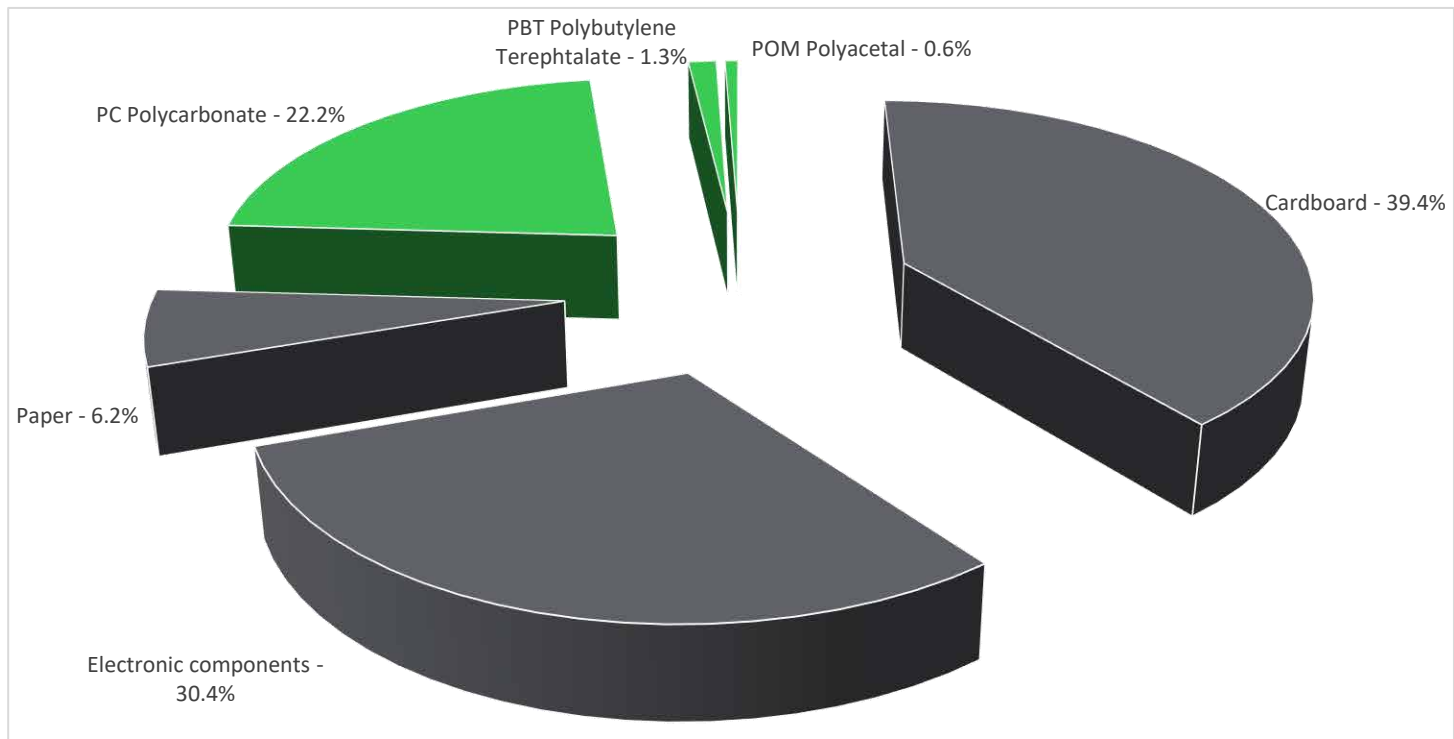
to enhance the capabilities of Modicon M221, M241 and M251 logic controllers by creating configurations with up to 264 digital I/O and up to 114 analog I/O, 57.20% of the time for 10 years.



## Constituent materials

### Reference product mass

201 g including the product, its packaging and additional elements and accessories



Plastics	24.1%
Metals	0.0%
Others	76.0%

## Substance assessment

Products of this range are designed in conformity with the requirements of the RoHS directive (European Directive 2011/65/EU of 8 June 2011) and do not contain, or only contain in the authorised proportions, lead, mercury, cadmium, hexavalent chromium or flame retardants (polybrominated biphenyls - PBB, polybrominated diphenyl ethers - PBDE) as mentioned in the Directive

As the products of the range are designed in accordance with the RoHS Directive (European Directive 2002/95/EC of 27 January 2003), they can be incorporated without any restriction in an assembly or an installation subject to this Directive.

Details of ROHS and REACH substances information are available on the Schneider-Electric Green Premium website

<http://www2.schneider-electric.com/sites/corporate/en/products-services/green-premium/green-premium.page>

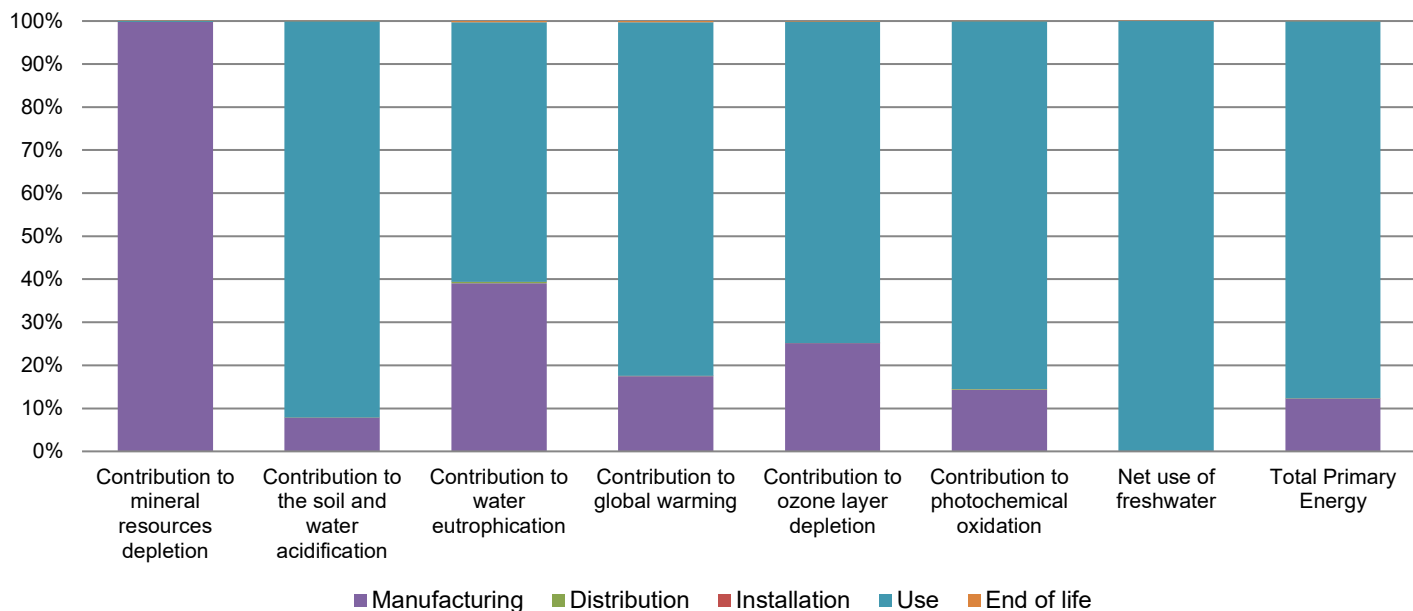
## Additional environmental information

The MODICON TM3 Expansion Module presents the following relevant environmental aspects	
Manufacturing	Manufactured at a Schneider Electric production site ISO14001 certified
Distribution	Weight and volume of the packaging optimized, based on the European Union's packaging directive Packaging weight is 91.8 g, consisting of cardboard (86,8%) and paper (13.2%)
Installation	MODICON TM3 Expansion Module does not require any installation operations. The packaging is disposed of during the installation phase.
Use	The product does not require special maintenance operations.
End of life	End of life optimized to decrease the amount of waste and allow recovery of the product components and materials
	This product contains electronic cards (61,50g) that should be separated from the stream of waste so as to optimize end-of-life treatment.
	The location of these components and other recommendations are given in the End of Life Instruction document which is available on the Schneider-Electric Green Premium website <a href="http://www2.schneider-electric.com/sites/corporate/en/products-services/green-premium/green-premium.page">http://www2.schneider-electric.com/sites/corporate/en/products-services/green-premium/green-premium.page</a>
Recyclability potential:	<b>10%</b> Based on "ECO'DEEE recyclability and recoverability calculation method" (version V1, 20 Sep. 2008 presented to the French Agency for Environment and Energy Management: ADEME).

## Environmental impacts

Reference life time	10 years			
Installation elements	No special components needed			
Use scenario	The product is in active mode 57,20% of the time with a power use of 1,08W and off 42.80% of the time, for 10 years			
Geographical representativeness	Europe			
Energy model used	Manufacturing	Installation	Use	End of life
	Energy model used: Japan	Electricity grid mix; AC; consumption mix, at consumer; < 1kV; EU-27	Electricity grid mix; AC; consumption mix, at consumer; < 1kV; EU-27	Electricity grid mix; AC; consumption mix, at consumer; < 1kV; EU-27

Compulsory indicators		MODICON TM3 Expansion Module - TM3DQ32TK					
Impact indicators	Unit	Total	Manufacturing	Distribution	Installation	Use	End of Life
Contribution to mineral resources depletion	kg Sb eq	9.55E-04	9.53E-04	0*	0*	2.30E-06	0*
Contribution to the soil and water acidification	kg SO <sub>2</sub> eq	1.20E-01	9.33E-03	1.35E-04	0*	1.11E-01	6.05E-05
Contribution to water eutrophication	kg PO <sub>4</sub> <sup>3-</sup> eq	1.11E-02	4.33E-03	3.10E-05	0*	6.68E-03	3.20E-05
Contribution to global warming	kg CO <sub>2</sub> eq	3.23E+01	5.65E+00	2.95E-02	0*	2.65E+01	1.03E-01
Contribution to ozone layer depletion	kg CFC11 eq	2.31E-06	5.82E-07	0*	0*	1.73E-06	3.50E-09
Contribution to photochemical oxidation	kg C <sub>2</sub> H <sub>4</sub> eq	7.11E-03	1.02E-03	9.60E-06	0*	6.08E-03	4.82E-06
Resources use	Unit	Total	Manufacturing	Distribution	Installation	Use	End of Life
Net use of freshwater	m <sup>3</sup>	9.62E+01	2.62E-02	0*	0*	9.61E+01	0*
Total Primary Energy	MJ	6.04E+02	7.40E+01	4.18E-01	0*	5.30E+02	2.52E-01



Optional indicators		MODICON TM3 Expansion Module - TM3DQ32TK					
Impact indicators	Unit	Total	Manufacturing	Distribution	Installation	Use	End of Life
Contribution to fossil resources depletion	MJ	3.72E+02	7.04E+01	4.15E-01	0*	3.01E+02	2.37E-01
Contribution to air pollution	m <sup>3</sup>	1.61E+03	4.70E+02	1.25E+00	0*	1.14E+03	1.83E+00
Contribution to water pollution	m <sup>3</sup>	1.71E+03	6.05E+02	4.86E+00	0*	1.09E+03	4.27E+00
Resources use	Unit	Total	Manufacturing	Distribution	Installation	Use	End of Life
Use of secondary material	kg	1.35E-02	1.35E-02	0*	0*	0*	0*
Total use of renewable primary energy resources	MJ	7.12E+01	3.84E+00	0*	0*	6.73E+01	0*
Total use of non-renewable primary energy resources	MJ	5.33E+02	7.01E+01	4.17E-01	0*	4.62E+02	2.52E-01
Use of renewable primary energy excluding renewable primary energy used as raw material	MJ	6.95E+01	2.20E+00	0*	0*	6.73E+01	0*
Use of renewable primary energy resources used as raw material	MJ	1.64E+00	1.64E+00	0*	0*	0*	0*
Use of non renewable primary energy excluding non renewable primary energy used as raw material	MJ	5.31E+02	6.76E+01	4.17E-01	0*	4.62E+02	2.52E-01
Use of non renewable primary energy resources used as raw material	MJ	2.50E+00	2.50E+00	0*	0*	0*	0*
Use of non renewable secondary fuels	MJ	0.00E+00	0*	0*	0*	0*	0*
Use of renewable secondary fuels	MJ	0.00E+00	0*	0*	0*	0*	0*
Waste categories	Unit	Total	Manufacturing	Distribution	Installation	Use	End of Life

Hazardous waste disposed	kg	2.07E+00	1.78E+00	0*	4.59E-04	1.38E-02	2.70E-01
Non hazardous waste disposed	kg	1.00E+02	1.29E+00	0*	0*	9.89E+01	0*
Radioactive waste disposed	kg	6.67E-02	7.11E-04	0*	0*	6.60E-02	0*
<b>Other environmental information</b>	<b>Unit</b>	<b>Total</b>	<b>Manufacturing</b>	<b>Distribution</b>	<b>Installation</b>	<b>Use</b>	<b>End of Life</b>
Materials for recycling	kg	1.16E-01	1.32E-02	0*	9.13E-02	0*	1.10E-02
Components for reuse	kg	0.00E+00	0*	0*	0*	0*	0*
Materials for energy recovery	kg	2.91E-02	3.53E-04	0*	0*	0*	2.87E-02
Exported Energy	MJ	0.00E+00	0*	0*	0*	0*	0*

\* represents less than 0.01% of the total life cycle of the reference flow

Life cycle assessment performed with EIME version EIME v5.7.0.3, database version 2016-11 in compliance with ISO14044.

The use phase is the life cycle phase which has the greatest impact on the majority of environmental indicators (based on compulsory indicators).

According to this environmental analysis, proportionality rules may be used to evaluate the impacts of other products of this range.

Depending on the impact analysis, the environmental indicators (without Mineral Resources Depletion, Water Eutrophication and Ozone Layer Depletion) of other products in this family may be proportional extrapolated by energy consumption values,. For Mineral Resources Depletion, impact may be proportional extrapolated by mass of the product. For Water Eutrophication impact may be proportional extrapolated by mass of the product at 40% and 60% by energy consumption values. For Ozone Layer Depletion impact may be proportional extrapolated by mass of the product at 20% and 80% by energy consumption values.

Please note that the values given above are only valid within the context specified and cannot be used directly to draw up the environmental assessment of an installation.

Registration number :	SCHN-00387-V01.01-EN	Drafting rules	PCR-ed3-EN-2015 04 02
Verifier accreditation N°	VH33	Information and reference documents	<a href="http://www.pep-ecopassport.org">www.pep-ecopassport.org</a>
Date of issue	09/2018	Validity period	5 years
Independent verification of the declaration and data, in compliance with ISO 14025 : 2010			
Internal	External	X	
The PCR review was conducted by a panel of experts chaired by Philippe Osset (SOLINNEN)			
PEP are compliant with XP C08-100-1 :2014			
The elements of the present PEP cannot be compared with elements from another program.			
Document in compliance with ISO 14025 : 2010 « Environmental labels and declarations. Type III environmental declarations »			



Schneider Electric Industries SAS  
Country Customer Care Center  
<http://www.schneider-electric.com/contact>

35, rue Joseph Monier  
CS 30323  
F- 92506 Rueil Malmaison Cedex  
RCS Nanterre 954 503 439  
Capital social 896 313 776 €

[www.schneider-electric.com](http://www.schneider-electric.com)

SCHN-00387-V01.01-EN

Published by Schneider Electric

© 2018 - Schneider Electric – All rights reserved