



PRODUCT GUIDE

March 2020



AUSTRALIA'S #1 LADDER BRAND
BAILEYLADDERS.COM.AU

THE PUNCHLOCK® ADVANTAGE

AUSTRALIA'S #1 LADDER BRAND

Bailey's Professional range of ladders are manufactured using our Punchlock® construction technology. Combined with our unique double hollow tread design, this gives the distinct advantages of strength, stiffness and durability unmatched by riveted ladders.



PUNCHLOCK® SUPER STRONG

- 66% stronger than conventional riveted type ladders
- Increased strength and durability



DOUBLE HOLLOW TREAD TWIST RESISTANT

- Increased rigidity and stiffness in the ladder frame
- Reduces ladder twisting



TRI-BRACING SUPER STABLE

- Strongest support between tread and stile
- Eliminates catch points



LIGHTWEIGHT DESIGN SUPER LIGHT

- Industrial strength and safety with a lightweight advantage
- Reduces strain and fatigue

All these distinct advantages are engineered into our Professional range of Aluminium and Fibreglass ladders.

DISCOVER THE ADVANTAGE YOURSELF - INVEST IN OUR SUPERIOR PROFESSIONAL RANGE OF LADDERS THAT WILL GIVE YOU YEARS OF SERVICE.

BAILEY PRODUCT GUIDE 2020

CONTENTS

Choosing The Right Ladder



PAGE 4

Load/Duty Ratings & Ladder Safety



PAGE 6

Single & Double Sided Stepladders



PAGE 7

A general purpose stepladder accessed from a single side only or both sides, on a double sided stepladder.

Multi-Purpose Ladders



PAGE 11

Highly versatile – can be used as a stepladder and a straight ladder with adjustable heights, or separated into two low-level trestles.

SLS 3 IN 1 Ladders

NEW



PAGE 12

A revolutionary new design of ladder that can be used as Step Ladder, a Leaning Ladder or a Straight Ladder.

Dual Purpose & Step Extension Ladders



PAGE 13

Highly versatile (2 in 1) – converts from a stepladder to a straight ladder.

Extension & Single Ladders



PAGE 16

Designed for height access for builders, carpenters, plumbers and serious DIY. Fixed length or height adjustable.

Platform Stepladders

NEW



PAGE 20

Provides a safe work platform when working at heights. Can be closed for storage.

Safety Steps



PAGE 25

A compact access solution where storage space is at a premium

Attic Ladders



PAGE 26

Lightweight, aluminium ladders designed to access roof spaces.

Order Pickers & Access Platforms



PAGE 27

Used for moderate/frequent use stock picking applications.

Modular Access/ Platform Systems

NEW



PAGE 29

A versatile platform system that can be configured to your requirements up to a platform height of 1.65m

Mobile Scaffolding



PAGE 30

Designed for quick, safe and efficient erection and use at the work site or around the home.

CHOOSING THE RIGHT LADDER

STEP 1 - LADDER SIZE

Choose the correct size of ladder for the job

• 1m = 3 feet approximately

| STEPLADDERS | |
|-------------|-------------------|
| Ladder Size | Max. Reach Height |
| 2 | 2.0m |
| 3 | 2.3m |
| 4 | 2.6m |
| 5 | 2.9m |
| 6 | 3.2m |
| 7 | 3.5m |
| 8 | 3.8m |
| 10 | 4.4m |
| 12 | 5.0m |

| EXTENSION LADDERS | |
|-------------------|-------------------|
| Ladder Size | Max. Reach Height |
| 8 | 5.0m |
| 10 | 6.2m |
| 12 | 7.4m |
| 14 | 8.9m |
| 15 | 9.5m |
| 16 | 10.1m |
| 17 | 10.7m |
| 18 | 11.6m |
| 20 | 12.2m |

| PLATFORMS | |
|---------------|-------------------|
| Platform Size | Max. Reach Height |
| 2 | 2.6m |
| 3 | 2.9m |
| 4 | 3.2m |
| 5 | 3.5m |
| 6 | 3.75m |
| 7 | 4.0m |
| 8 | 4.3m |
| 10 | 4.9m |
| 12 | 5.5m |

STEP 2 - LADDER TYPE

Choose the correct type of ladder for the job



Step Stool



Platform Stepladder



Single Sided Stepladder



Double Sided Stepladder



Dual Purpose Stepladder



Single & Extension Ladder



Order Picker & Access Platform




Scaffold

STEP 3 - LADDER MATERIAL

Choose the right construction



Aluminium:
Lightweight



Fibreglass:
Electro - Safe™
(non-conductive)

STEP 4 - LOAD/DUTY RATING

Choose a suitable load and duty rating



**HOUSEHOLD/
DOMESTIC**

**DIY/
INDUSTRIAL**

**PROFESSIONAL/
INDUSTRIAL**

Load Rating: The maximum load including the weight of the user, materials and tools which the ladder is intended to carry.

Duty Rating: The rating assigned to a ladder, ie. industrial or domestic, which indicates the service capability of the ladder.

Bailey product selection assistant: <http://baileyladders.com.au/product-selector>

5.1m - - - - -

| GUTTERS | |
|---------------|------|
| Single Storey | |
| 2.4m | 2.7m |
| Double Storey | |
| 5.1m | 5.7m |

| EXTERIOR WALLS | |
|----------------|------|
| Windows | |
| 2.4m | 2.7m |

2.7m - - - - -

| CEILING | |
|----------------|------|
| Light Fittings | |
| 2.4m | 2.7m |

| INTERIOR WALLS | |
|----------------|------|
| Wall Hangings | |
| 2.4m | 2.7m |



LOAD/ DUTY RATINGS IN DETAIL AND LADDER SAFETY

What is a 'load rating'?

The maximum safe working load of the ladder, including the weight of the user tools/equipment and materials they are carrying.

Exceeding the safe working load is dangerous and voids warranties. A minimum load rating of 120kg must be used in all 'workplaces'.

What is a 'duty rating'?

The duty rating is assigned by the manufacturer based on the product's design parameters.

There are two duty ratings: Domestic and Industrial. Only ladders with an 'Industrial' duty rating can be used in any workplace.

Ratings Explained

DOMESTIC 100KG

DOMESTIC

For domestic use in and around the home e.g. cleaning, cupboard access. Must not be used in a workplace. Made to the requirements of Australian Standards AS 1892 : 1 2018

INDUSTRIAL 120KG

INDUSTRIAL 135KG

INDUSTRIAL

For moderate industrial use. An industrial grade of ladder for trade or serious DIY/handyman. Made to the requirements of Australian Standards AS 1892 : 1 2018

INDUSTRIAL 170KG

INDUSTRIAL 150KG

INDUSTRIAL 225KG W.L.L.

INDUSTRIAL - HEAVY DUTY - PROFESSIONAL

For heavy duty industrial trade/ commercial use by professional contractors, tradespersons, workplaces, serious DIY/handyman. Made to the requirements of Australian Standards AS 1892 : 1 2018

Ladder Safety and General Principles

- Ladders must be handled with care at all times.
- Observe the manufacturers warnings and instructions.
- Observe closely the area in which you wish to position the ladder and assess for risks (e.g. open door ways, overhead power lines, uneven ground).
- Where a risk is present, remove (or reduced to an acceptable level) the risk, or seek an alternative safe means of access.
- Ladders are designed and built for a specific use. Read the warning labels and never use the ladder that is not recommended by the manufacturer.
- Choose the right type of ladder and the correct height for the task at hand.
- Always inspect the ladder for damage prior to use.
- NEVER USE A LADDER THAT HAS BEEN DAMAGED OR HAS MISSING PARTS.
- Ensure the ladder is free from dirt, water and grease prior to use paying particular attention to the treads/ rungs.
- When using a ladder near a door way, block/lock the door and/or post a guard.
- Do not leave ladders unattended while they are erected in case of children climbing.
- Always wear fully enclosed footwear with slip resistance soles.
- Avoid using ladders in very wet or windy conditions.
- Never use a ladder if you are impaired by drugs, alcohol or sickness.

SINGLE & DOUBLE SIDED STEPLADDERS





PROFESSIONAL PUNCHLOCK® SINGLE SIDED STEPLADDER

ALUMINIUM LIGHTWEIGHT **INDUSTRIAL** **150KG**

- Punchlock® tread design and deep fascia top caps increase torsional rigidity of the overall ladder frame
- Industrial Duty Rated. Designed for use on industrial work sites
- 150kg load rating
- Light, strong, aluminium construction
- Anti-slip feet for added safety and stability
- Designed for trade or serious DIY use
- Made to Australian Standards AS 1892 : 1 2018



| Product No. | Description | Nominal Size | Nominal Max. Reach Height | EAN Code | Nominal Weight |
|-------------|--------------------|--------------|---------------------------|---------------|----------------|
| FS13380 | Pro AL SS 6 150kg | 1.8m (6') | 3.2m | 9312097055148 | 6.6kg |
| FS13381 | Pro AL SS 8 150kg | 2.4m (8') | 3.8m | 9312097055155 | 8.9kg |
| FS13382 | Pro AL SS 10 150kg | 3.0m (10') | 4.4m | 9312097055162 | 14.1kg |

Spare Parts

| | |
|---------|-------------------------------------|
| FS22781 | S/P Feet Kit |
| FS22887 | S/P Arm Kit, suits FS13380/ FS13441 |
| FS22888 | S/P Arm Kit, suits FS13381 |



PROFESSIONAL PUNCHLOCK® SINGLE SIDED STEPLADDER

FIBREGLASS ELECTRO-SAFE™ **INDUSTRIAL** **150KG**

- Punchlock® tread design and deep fascia top caps increase torsional rigidity of the overall ladder frames
- Industrial Duty Rated. Designed for use on industrial work sites
- 150kg load rating
- Strong, fibreglass construction with triangular plate bracing
- Electro - Safe™ (non conductive)
- Internal spreader arms, heavy duty steel - cross braced. Available on models 1.8 to 3.6m
- Anti-slip rubber "Boots" for maximum grip on any surface and protection of the stiles
- Made to Australian Standards AS 1892 : 1 2018



| Product No. | Description | Nominal Size | Nominal Max. Reach Height | EAN Code | Nominal Weight |
|-------------|----------------------|--------------|---------------------------|---------------|----------------|
| FS10492 | Pro FG RFSS 6 150kg | 1.8m (6') | 3.2m | 9312097008182 | 8.8kg |
| FS10493 | Pro FG RFSS 7 150kg | 2.1m (7') | 3.5m | 9312097008199 | 9.8kg |
| FS10494 | Pro FG RFSS 8 150kg | 2.4m (8') | 3.8m | 9312097008205 | 11.6kg |
| FS10495 | Pro FG RFSS 10 150kg | 3.0m (10') | 4.4m | 9312097008212 | 17.1kg |
| FS10496 | Pro FG RFSS 12 150kg | 3.6m (12') | 5.0m | 9312097008229 | 20.9kg |

Spare Parts

| | |
|---------|------------------------------------|
| FS22774 | S/P Feet Kit |
| FS22718 | S/P Internal Arm Kit suits FS10492 |



TRADE RIVETED DOUBLE SIDED STEPLADDER

ALUMINIUM
LIGHTWEIGHT

INDUSTRIAL

150KG

- Riveted construction
- Industrial Duty Rated. Designed for use on industrial work sites where strength, durability and safety is required
- 150kg load rating
- Heavy duty extruded aluminium construction
- Internal arm system provides extra stability and resistance to ladder-walk
- Anti-slip feet for maximum grip on any surface for added safety and stability
- Made to Australian Standards AS 1892 : 1 2018

| Product No. | Description | Nominal Size | Nominal Max. Reach Height | EAN Code | Nominal Weight |
|-------------|---------------------|--------------|---------------------------|---------------|----------------|
| FS13428 | TRADE AL DS 3 150kg | 0.9m (3') | 2.3m | 9312097055629 | 5.9kg |
| FS13429 | TRADE AL DS 4 150kg | 1.2m (4') | 2.6m | 9312097055636 | 6.6kg |
| FS13430 | TRADE AL DS 6 150kg | 1.8m (6') | 3.2m | 9312097055643 | 9.6kg |
| FS13431 | TRADE AL DS 8 150kg | 2.4m (8') | 3.8m | 9312097055650 | 12.8kg |

Spare Parts

FS22782 S/P Feet Kit



BIG TOP PROFESSIONAL PUNCHLOCK® DOUBLE SIDED STEPLADDER

ALUMINIUM
LIGHTWEIGHT

INDUSTRIAL

150KG

- Punchlock® tread design and deep fascia top caps increase torsional rigidity of the overall ladder frames
- Industrial Duty Rated. Designed for use on industrial work sites
- 150kg load rating
- Light, strong, aluminium construction
- Extra wide double sided ladder for greater versatility, safety and greater load bearing strength
- The incorporation of extra wide interlocking top caps also adds strength and stability
- Anti-slip feet for added safety and stability
- Made to Australian Standards AS 1892 : 1 2018



| Product No. | Description | Nominal Size | Nominal Max. Reach Height | EAN Code | Nominal Weight |
|-------------|------------------------|--------------|---------------------------|---------------|----------------|
| FS13393 | Pro AL Big Top 3 150kg | 0.9m (3') | 2.3m | 9312097055278 | 5.25kg |
| FS13394 | Pro AL Big Top 4 150kg | 1.2m (4') | 2.6m | 9312097055285 | 6.4kg |

Spare Parts

FS22782 S/P Feet Kit





PROFESSIONAL PUNCHLOCK® DOUBLE SIDED STEPLADDER

ALUMINIUM LIGHTWEIGHT **INDUSTRIAL** **150KG**

- Punchlock® tread design and deep fascia top caps increase torsional rigidity of the overall ladder frames
- Industrial Duty Rated. Designed for use on industrial work sites
- 150kg load rating
- Light, strong, aluminium construction
- Double sided for greater versatility and greater load bearing strength
- The incorporation of interlocking top caps also adds strength and stability
- Anti-slip feet for added safety and stability
- Made to Australian Standards AS 1892 : 12018



| Product No. | Description | Nominal Size | Nominal Max. Reach Height | EAN Code | Nominal Weight |
|-------------|-------------------|--------------|---------------------------|---------------|----------------|
| FS13385 | Pro AL DS3 150kg | 0.9m (3') | 2.3m | 9312097055193 | 4.8kg |
| FS13386 | Pro AL DS4 150kg | 1.2m (4') | 2.6m | 9312097055209 | 6.1kg |
| FS13388 | Pro AL DS6 150kg | 1.8m (6') | 3.2m | 9312097055223 | 9.2kg |
| FS13389 | Pro AL DS8 150kg | 2.4m (8') | 3.8m | 9312097055230 | 13.3kg |
| FS13390 | Pro AL DS10 150kg | 3.0m (10') | 4.4m | 9312097055247 | 18.7kg |

Spare Parts

| | |
|---------|------------------------------------|
| FS22782 | S/P Feet Kit |
| FS22509 | S/P Side Arm Kit suits FS13385/6 |
| FS22511 | S/P Side Arm Kit suits FS13387/8 |
| FS22713 | S/P Internal Arm Kit suits FS13390 |
| FS22723 | S/P Arm Kit suits FS13389 |



PROFESSIONAL PUNCHLOCK® DOUBLE SIDED STEPLADDER

FIBREGLASS ELECTRO-SAFE™ **INDUSTRIAL** **150KG**

- Punchlock® tread design and deep fascia top caps increase torsional rigidity of the overall ladder frames
- Industrial Duty Rated. Designed for use on industrial work sites
- Extra Heavy Duty, 150kg load rating
- Strong, fibreglass construction with triangular plate bracing
- Electro - Safe™ (non conductive)
- Double sided for greater versatility and greater load bearing strength
- Interlocking top caps adds strength and stability
- Internal spreader arms, heavy duty steel - cross braced available on models 1.8 to 3.6m
- Anti-slip rubber "Boots" for maximum grip on any surface and protection of the stiles
- Made to Australian Standards AS 1892 : 12018



| Product No. | Description | Nominal Size | Nominal Max. Reach Height | EAN Code | Nominal Weight |
|-------------|-------------------|--------------|---------------------------|---------------|----------------|
| FS10483 | Pro FG DS3 150kg | 0.9m (3') | 2.3m | 9312097007178 | 5.5kg |
| FS10484 | Pro FG DS4 150kg | 1.2m (4') | 2.6m | 9312097007185 | 7.0kg |
| FS10485 | Pro FG DS6 150kg | 1.8m (6') | 3.2m | 9312097007192 | 10.6kg |
| FS10486 | Pro FG DS7 150kg | 2.1m (7') | 3.5m | 9312097008038 | 12.5kg |
| FS10487 | Pro FG DS8 150kg | 2.4m (8') | 3.8m | 9312097008076 | 14.5kg |
| FS10488 | Pro FG DS10 150kg | 3.0m (10') | 4.4m | 9312097008083 | 20.3kg |
| FS10489 | Pro FG DS12 150kg | 3.6m (12') | 5.0m | 9312097008090 | 25.5kg |

Spare Parts

| | |
|---------|--------------------------------------|
| FS22775 | S/P Feet Kit |
| FS22719 | S/P Internal Arm Kit suits FS10485 |
| FS22723 | S/P Internal Arm Kit suits FS10486/7 |
| FS22713 | S/P Internal Arm Kit suits FS10488 |

MULTI-PURPOSE LADDERS



BXS 20 MULTI-PURPOSE LADDERS

ALUMINIUM
LIGHTWEIGHT

INDUSTRIAL

135KG

- Industrial Duty Rated. Designed for use on industrial work sites
- 135kg load rating
- Strong, aluminium construction
- The most versatile ladder you can own
- Telescopic design quickly adjusts to a comfortable working height
- Adjust height quickly with spring loaded 'J' locks
- Adjust angle positions easily with push knobs
- Wide flared bottom for firm support and stability
- Anti-slip feet for added safety and stability
- Made to Australian Standards AS 1892 : 1 2018


| Product No. | Description | Nominal Size | Nominal Max. Reach Height | EAN Code | Nominal Weight |
|-------------|--------------------------------|-----------------------|---------------------------|---------------|----------------|
| FSI3644 | BXS20 MKII Multi-Purpose 135kg | 2.3/4.5m (7'6"/14'8") | 3.1/5.5m | 9312097060005 | 16.7kg |

Spare Parts


| | |
|----------|--------------|
| SPI5-011 | S/P Feet Kit |
|----------|--------------|



Stairway ladder



Stepladder



Straight ladder



Trestle ladder

SLS 3 IN 1 LADDERS



SLS 3 IN 1 LADDERS STEP/ LEANING/ STRAIGHT LADDERS

NEW

ALUMINIUM
LIGHTWEIGHT

INDUSTRIAL

150KG

Patented barrel hinge


- Fast single handed operation
- Auto position lock function

Clever leaning top cap

- Inside corner leaning
- Outside corner leaning
- Stud frame leaning



Patented Barrel Hinge



Inside corner leaning



Outside corner leaning



Stud leaning



| Product No. | Description | Max. Reach Step | Max. Reach Leaning | Max. Reach Straight | EAN Code | Nominal Weight |
|-------------|----------------------------------|-----------------|--------------------|---------------------|---------------|----------------|
| FS13862 | SLS 3 IN 1 LADDER 150kg 6 (1.8m) | 3.1m | 3.1m | 4.0m | 9312097062979 | 8.5kg |
| FS13863 | SLS 3 IN 1 LADDER 150kg 7 (2.1m) | 3.4m | 3.4m | 4.5m | 9312097062986 | 9.8kg |
| FS13864 | SLS 3 IN 1 LADDER 150kg 8 (2.4m) | 3.7m | 3.7m | 5.1m | 9312097062993 | 11.1kg |

DUAL PURPOSE & STEP EXTENSION LADDERS





PROFESSIONAL PUNCHLOCK® DUAL PURPOSE STEPLADDER

ALUMINIUM LIGHTWEIGHT / **INDUSTRIAL** / **150KG**

- Quicklatch: Converts from a straight ladder back to a stepladder with the press of a button
- Punchlock® tread design and deep fascia top caps increase torsional rigidity of the overall ladder frames
- Industrial Duty Rated. Designed for use on industrial work sites
- 150kg load rating
- Strong, aluminium construction
- Easily converts from a stepladder to a single ladder, automatically latches into position
- Slightly tapered back legs provide added stability when used as a stepladder
- Anti-slip feet for added safety and stability
- Made to Australian Standards AS 1892 : 1 2018



| Product No. | Description | Nominal Size | Nominal Max. Reach Height | EAN Code | Nominal Weight |
|-------------|------------------|-------------------|---------------------------|---------------|----------------|
| FS13395 | Pro AL DP6 150kg | 1.8/3.2m (6'/10') | 3.2/4.2m | 9312097055292 | 8.7kg |
| FS13396 | Pro AL DP7 150kg | 2.1/3.8m (7'/12') | 3.5/4.8m | 9312097055308 | 10.2kg |
| FS13397 | Pro AL DP8 150kg | 2.4/4.4m (8'/14') | 3.8/5.4m | 9312097055315 | 11.7kg |

Spare Parts

| | |
|---------|--------------------|
| FS22782 | S/P Feet Kit |
| FS22703 | S/P Large Hook Kit |
| FS23125 | S/P Button Kit |



TRADE RIVETED DUAL PURPOSE STEPLADDER

ALUMINIUM LIGHTWEIGHT / **INDUSTRIAL** / **150KG**

- Riveted construction
- Industrial Duty Rated. Designed for use on industrial work sites where strength, durability and safety is required
- 150kg load rating
- Heavy duty extruded aluminium construction
- Three (3) sizes — 6, 7, 8 — a size for every height
- Ideal for trade and serious DIY
- Made to Australian Standards AS 1892 : 1 2018

| Product No. | Description | Nominal Size | Nominal Max. Reach Height | EAN Code | Nominal Weight |
|-------------|--------------------|-------------------|---------------------------|---------------|----------------|
| FS13432 | TRADE AL DP6 150kg | 1.8/3.2m (6'/10') | 3.2/4.2m | 9312097055667 | 7.2kg |
| FS13433 | TRADE AL DP7 150kg | 2.1/3.8m (7'/12') | 3.5/4.8m | 9312097055674 | 8.4kg |
| FS13434 | TRADE AL DP8 150kg | 2.4/4.4m (8'/14') | 3.8/5.4m | 9312097055681 | 9.6kg |

Spare Parts

| | |
|---------|--------------|
| FS22782 | S/P Feet Kit |
|---------|--------------|



PROFESSIONAL RIVETED DUAL PURPOSE STEPLADDER WITH TREE & POLE SUPPORT

FIBREGLASS
ELECTRO-SAFE™

INDUSTRIAL

150KG

- Tree/pole support added to rear section dramatically improves stability when used against trees and poles
- Three (3) sizes — 6, 7, 8 — a size for every height
- Large anti-slip “Boots” increase stability when working at heights
- Trapezoidal tread design and deep fascia tops caps increases the torsional rigidity of the overall ladder frames
- Industrial Duty Rated. Designed for use on Industrial work sites
- 150kg Load Rate
- Electro-Safe™ (non-conductive)
- Easily converts from a stepladder to a single ladder
- Made to Australian Standards AS 1892 : 1 2018



| Product No. | Description | Nominal Size | Nominal Max. Reach Height | EAN Code | Nominal Weight |
|-------------|-------------------------------|-------------------|---------------------------|---------------|----------------|
| FS13668 | FG DP6 with Tree/Pole Support | 1.8/3.2m (6'/10') | 3.2/4.2m | 9312097060715 | 10.5kg |
| FS13669 | FG DP7 with Tree/Pole Support | 2.1/3.8m (7'/12') | 3.5/4.8m | 9312097060722 | 15.1kg |
| FS13670 | FG DP8 with Tree/Pole Support | 2.4/4.4m (8'/14') | 3.8/5.4m | 9312097060739 | 16.8kg |

Spare Parts

SP15-009AZ S/P Feet Kit



PROFESSIONAL PUNCHLOCK® STEP EXTENSION STEPLADDER

FIBREGLASS
ELECTRO-SAFE™

INDUSTRIAL

150KG

- Punchlock® tread design and deep fascia top caps increase torsional rigidity of the overall ladder frames
- Industrial Duty Rated. Designed for use on industrial work sites
- 150kg load rating
- Rear sliding section fits inside standard ceiling access holes
- Strong, fibreglass construction
- Electro - Safe™ (non-conductive)
- Highly versatile and easily converts from a stepladder to an extension ladder
- Rear section extends in 300mm increments
- Strong and safe extended ladder position ensured by heavy duty locking hooks
- Anti-slip rubber “Boots” for added safety, stability and protection of the stiles
- ‘Vee’ rung as standard for pole work
- Made to Australian Standards AS 1892 : 1 2018



| Product No. | Description | Nominal Size | Nominal Max. Reach Height | EAN Code | Nominal Weight |
|-------------|-------------------|--------------------|---------------------------|---------------|----------------|
| FS10444 | Pro FG FSE6 150KG | 1.8/3.2m (6'/10') | 3.2/4.2m | 9312097006188 | 12.6kg |
| FS10445 | Pro FG FSE7 150KG | 2.1m/3.8m (7'/12') | 3.5/4.8m | 9312097006195 | 14.4kg |
| FS10446 | Pro FG FSE8 150KG | 2.4/4.1m (8'/13') | 3.8/5.1m | 9312097006201 | 15.8kg |

Spare Parts

FS22774 S/P Feet Kit
 FS22858 S/P Arm Kit
 FS22859 S/P Clutch Kit

EXTENSION & SINGLE LADDERS





TRIPLE EXTENSION LADDER

ALUMINIUM
LIGHTWEIGHT

INDUSTRIAL


135KG

- 135kg load rating
- Industrial Duty Rated. Designed for use on industrial sites
- Heavy Duty strong aluminium construction
- Three sections reduce to one making it easy to store under stairs and in the shed
- Fits conveniently in most cars (in closed position)
- Easy to use 'Carry Handle'
- Extends from 2m – 4.15m with a reach height of up to 5.3m
- Swivel feet for greater stability on uneven surfaces
- Comfortable 'D' shaped rungs for surer footing
- Made to Australian Standards AS 1892 : 1 2018

| Product No. | Description | Nominal Size | Nominal Max. Reach Height | EAN Code | Nominal Weight |
|-------------|--------------------------------|--------------|---------------------------|---------------|----------------|
| FS13557 | AL Triple Extension 6/13 135kg | 2/4.15m | 5.3m | 9312097058811 | 13.5kg |

Spare Parts

SPI5-006AZ S/P Feet Kit



PROFESSIONAL PUNCHLOCK® WITH LEVELLER EXTENSION LADDER

ALUMINIUM
LIGHTWEIGHT

INDUSTRIAL

130KG

- Factory fitted ladder levelling system allows for safe use on uneven surfaces
- Punchlock® 'D' shaped rungs for secure footing
- Industrial Duty Rated. Designed for use on industrial work sites
- 130kg load rating
- Strong, aluminium construction
- Interlocking stiles and Punchlock® rung to stile joint for maximum resistance to twist and side sway
- Patented convenient side pulley rope extension system to keep rope away from the users' feet
- Anti-slip feet for added safety and stability
- Made to Australian Standards AS 1892 : 1 2018



| Product No. | Description | Nominal Size | Nominal Max. Reach Height | EAN Code | Nominal Weight |
|-------------|------------------------------|------------------|---------------------------|---------------|----------------|
| FS13633 | Pro AL EXT 10 Leveller 130kg | 3.2/5.0m (10/16) | 6.0m | 9312097059894 | 14.9kg |
| FS13634 | Pro AL EXT 12 Leveller 130kg | 3.8/6.2m (12/20) | 7.2m | 9312097059900 | 17.3kg |



PROFESSIONAL PUNCHLOCK® EXTENSION LADDER

ALUMINIUM
LIGHTWEIGHT

INDUSTRIAL
150KG

- Punchlock® 'D' shaped rungs for secure footing
- Industrial Duty Rated. Designed for use on industrial work sites where greater strength and safety is required
- Extra Heavy Duty, 150kg load rating
- Interlocking stiles and swaged rung to stile joint for maximum resistance to twist and side sway
- Patented convenient side pulley and rope extension system to keep rope away from the users' feet
- Anti-slip feet for added safety and stability
- Made to Australian Standards AS 1892 : 1 2018
- Note: 8 & 9 sizes do not feature rope and pulley



| Product No. | Description | Nominal Size | Nominal Max. Reach Height | EAN Code | Nominal Weight |
|-------------|---------------------|-------------------|---------------------------|---------------|----------------|
| FS13621 | Pro AL EXT 8 150kg | 2.4/4.0m (8/13) | 5.0m | 9312097059771 | 11.04kg |
| FS13623 | Pro AL EXT 10 150kg | 3.0/5.2m (10/17) | 6.2m | 9312097059795 | 13.65kg |
| FS13625 | Pro AL EXT 12 150kg | 3.6/6.4m (12/21) | 7.4m | 9312097059818 | 16.05kg |
| FS13627 | Pro AL EXT 14 150kg | 4.5/7.9m (14/25) | 8.9m | 9312097059832 | 27.79kg |
| FS13629 | Pro AL EXT 16 150kg | 5.1/9.1m (16/29) | 10.1m | 9312097059856 | 31.57kg |
| FS13631 | Pro AL EXT 18 150kg | 6.0/10.6m (18/34) | 11.6m | 9312097059870 | 37.23kg |
| FS13632 | Pro AL EXT 20 150kg | 6.3/11.2m (20/36) | 12.2m | 9312097059887 | 39.12kg |

Spare Parts

| | |
|---------|--------------|
| FS22779 | S/P Feet Kit |
| FS22800 | S/P Rope Kit |



PROFESSIONAL PUNCHLOCK® FXN WITH VEE RUNG EXTENSION LADDER

FIBREGLASS
ELECTRO-SAFE™

INDUSTRIAL
140/150KG

- Industrial Duty Rated. Designed for use on industrial work sites
- 150kg load rating on sizes 8, 10, 12 and 14
- 140kg load rating on sizes 16 and 18
- Strong fibreglass construction resists sway, turn and flex
- Electro - Safe™ (non-conductive)
- Complete with vee rung as standard
- Rungs top-hat riveted for resistance to twist and sway
- Kernmantle side rope and pulley system keeps rope away from users feet
- "Boots" for extra safety and protection of the fibreglass stiles
- Made to Australian Standards AS 1892 : 1 2018

| Product No. | Description | Nominal Size | Nominal Max. Reach Height | EAN Code | Nominal Weight |
|-------------|--------------------------|--------------------|---------------------------|---------------|----------------|
| FS20186 | Pro FXN EXT 8 VEE 150kg | 2.70/3.90m (8/13) | 3.70/4.9m | 9312097016088 | 18.9kg |
| FS20187 | Pro FXN EXT 10 VEE 150kg | 3.31/5.13m (10/17) | 4.31/6.13m | 9312097016095 | 24.2kg |
| FS20188 | Pro FXN EXT 12 VEE 150kg | 3.92/6.35m (12/21) | 4.92/7.35m | 9312097016101 | 26.9kg |
| FS20189 | Pro FXN EXT 14 VEE 150kg | 4.50/7.57m (14/25) | 5.50/8.57m | 9312097016118 | 31.0kg |
| FS20190 | Pro FXN EXT 16 VEE 140kg | 5.14/8.79m (16/29) | 6.14/9.79m | 9312097016125 | 33.5kg |
| FS20411 | Pro FXN EXT 18 VEE 140kg | 5.72/9.38m (18/31) | 6.72/10.38m | 9312097015425 | 36.2kg |

Spare Parts

| | |
|---------|--------------|
| FS22731 | S/P Feet Kit |
| FS22800 | S/P Rope Kit |



PROFESSIONAL PUNCHLOCK® FSXN WITH VEE RUNG EXTENSION LADDER

FIBREGLASS
ELECTRO-SAFE™

INDUSTRIAL
125/130KG

- Industrial Duty Rated. Designed for use on industrial work sites
- 130kg load rating on sizes 8, 10, 12, 13 and 14
- 125kg load rating on sizes 16
- Strong fibreglass construction resists sway, turn and flex
- Electro – Safe™ (non-conductive)
- Fitted with pole support 'Vee' Bracket
- Flat 'D' shaped rungs for secure footing
- Side pulley and rope extension system keep rope away from the user's feet
- Rubber "Boots" with reinforcing plate for extra safety and protection of the fibreglass stiles
- Made to Australian Standards AS 1892 : 12018



| Product No. | Description | Nominal Size | Nominal Max. Reach Height | EAN Code | Nominal Weight |
|-------------|-----------------------------------|--------------------|---------------------------|---------------|----------------|
| FS20405 | Pro FG FSXN EXT 8 VEE RUNG 130kg | 2.68/4.20m (8/14) | 3.68/5.20m | 9312097015364 | 17.5kg |
| FS20406 | Pro FG FSXN EXT 10 VEE RUNG 130kg | 3.29/5.42m (10/17) | 4.29/6.42m | 9312097015371 | 20.4kg |
| FS20407 | Pro FG FSXN EXT 12 VEE RUNG 130kg | 3.90/6.64m (12/21) | 4.90/7.64m | 9312097015388 | 23.9kg |
| FS20408 | Pro FG FSXN EXT 13 VEE RUNG 130kg | 4.20/6.95m (13/23) | 5.20/7.95m | 9312097015395 | 25.2kg |
| FS20409 | Pro FG FSXN EXT 14 VEE RUNG 130kg | 4.50/7.56m (14/25) | 5.50/8.56m | 9312097015401 | 26.5kg |
| FS20410 | Pro FG FSXN EXT 16 VEE RUNG 125kg | 5.12/8.78m (16/29) | 6.12/9.78m | 9312097015418 | 30.0kg |

Spare Parts

| | |
|---------|----------------|
| FS22731 | S/P Feet Kit |
| FS22800 | S/P Rope Kit |
| FS22765 | S/P Clutch Kit |



PROFESSIONAL PUNCHLOCK® SINGLE LADDER

ALUMINIUM
LIGHTWEIGHT

INDUSTRIAL
150KG

- Industrial Duty Rated. Designed for use on industrial work sites where greater strength and safety is required
- 150kg load rating
- Extra strong, aluminium construction
- Flat 'D' shaped rungs for surer footing and strength
- XHD aluminium stiles and treads
- Anti-slip rubber feet, with reinforcing plates for added safety and stability
- Made to Australian Standards AS 1892 : 12018



| Product No. | Description | Nominal Size | Nominal Max. Reach Height | EAN Code | Nominal Weight |
|-------------|---------------------|--------------|---------------------------|---------------|----------------|
| FS13614 | Pro Single 7 150kg | 2.44m (8) | 3.44m | 9312097059702 | 5.5kg |
| FS13615 | Pro Single 9 150kg | 3.05m (10) | 4.05m | 9312097059719 | 7.0kg |
| FS13616 | Pro Single 11 150kg | 3.66m (12) | 4.66m | 9312097059726 | 8.3kg |
| FS13617 | Pro Single 13 150kg | 4.27m (14) | 5.27m | 9312097059733 | 10.9kg |
| FS13618 | Pro Single 15 150kg | 4.88m (16) | 5.88m | 9312097059740 | 12.6kg |
| FS13619 | Pro Single 17 150kg | 5.49m (18) | 6.49m | 9312097059757 | 14.0kg |
| FS13620 | Pro Single 19 150kg | 6.10m (20) | 7.10m | 9312097059764 | 15.6kg |

Spare Parts

| | |
|---------|--------------|
| FS22696 | S/P Feet Kit |
|---------|--------------|

PLATFORM STEPLADDERS





PROFESSIONAL PUNCHLOCK® PLATFORM STEPLADDER

ALUMINIUM
LIGHTWEIGHT

INDUSTRIAL

170KG

- Punchlock® tread design increases the torsional rigidity of the overall ladder frame
- Industrial Duty Rated. Designed for use on industrial work sites where strength, durability and safety is required
- 170kg load rating
- Strong, heavy duty extruded aluminium construction with additional Tri-brace™ tread bracing
- Welded rear frame for strength and durability
- Wide, anti-slip platform (490x400mm) for a secure work area
- Multi-function handrail/accessories holder
- 900mm handrail height from platform
- Anti-slip rubber feet for maximum grip on any surface
- Made to Australian Standards AS 1892 : 1 2018



**SAFETY GATE FS13647
NOW AVAILABLE**

Spare Parts

| | |
|---------|-------------------------------|
| FS13647 | S/P Safety Gate Kit 475-500mm |
| FS22967 | S/P Feet Kit |
| FS22997 | S/P Plastic Handrail |
| FS22971 | S/P Castor Kit 2-6 |
| FS22972 | S/P Castor Kit 7-8 |
| FS23093 | S/P Castor Brackets Front |
| FS23094 | S/P Castor Brackets Rear |

| Product No. | Description | Nominal Platform Height | Nominal Max. Reach Height | EAN Code | Nominal Weight |
|-------------|---------------|-------------------------|---------------------------|---------------|----------------|
| FS13398 | AL PFS2 170kg | 0.57m | 2.6m | 9312097055322 | 8.2kg |
| FS13399 | AL PFS3 170kg | 0.86m | 2.9m | 9312097055339 | 9.6kg |
| FS13400 | AL PFS4 170kg | 1.15m | 3.1m | 9312097055346 | 10.9kg |
| FS13401 | AL PFS5 170kg | 1.43m | 3.4m | 9312097055353 | 12.3kg |
| FS13402 | AL PFS6 170kg | 1.72m | 3.7m | 9312097055360 | 14.1kg |
| FS13585 | AL PFS7 170kg | 2.0m | 4.0m | 9312097059337 | 17.5kg |
| FS13586 | AL PFS8 170kg | 2.23m | 4.3m | 9312097059344 | 20.4kg |

Accessories

| | | | | | |
|---------|--|-----------|---|---------------|-------|
| FS22971 | Castor/Wheel Kit | Fits 2-6' | - | 9312097021419 | 2.5kg |
| FS22972 | Castor/Wheel Kit | Fits 7-8' | - | 9312097021426 | 2.5kg |
| FS13647 | PFS Safety Gate Kit (suits Bailey Pro-Punchlock & P150 models) | | | 9312097060036 | 2.6kg |

Note: Platform height is approximate vertical height to platform from the ground




P170 JOB STATION PLATFORM STEPLADDER

ALUMINIUM
LIGHTWEIGHT

INDUSTRIAL

170KG

- Huge platform area (610 x 457mm) adds comfort and stability
- New 'trapezoidal tread design' provides an incredibly strong tread to stile joint
- Multi-function handrail with optional 'DropLok' accessories converts a handrail into a Job Station (15kg capacity)
- Fully reinforced polypropylene platform with metal inserts for maximum strength
- Checker plate 'deck pattern' provides an anti-slip standing area
- Extra strong, heavy duty aluminium construction for superior durability
- Large anti-slip feet for maximum stability and durability
- Convenient carry handle allows for easy transport
- Swivel castors for improved mobility
- Fully integrated bracing and castor system - patented industry leading design
- Made to Australian Standards AS 1892 : 1 2018



Castors Included

**P170 SAFETY GATE FS13648
NOW AVAILABLE**

Spare Parts

| | |
|------------|----------------|
| SP15-005AZ | S/P Feet Kit |
| SP30-001AZ | S/P Castor Kit |

| Product No. | Description | Nominal Platform Height | Nominal Max. Reach Height | EAN Code | Nominal Weight |
|-------------|------------------------|-------------------------|---------------------------|---------------|----------------|
| FS13538 | AL P170 3 Job Station | 0.9m | 2.87m | 9312097058620 | 16.9kg |
| FS13539 | AL P170 4 Job Station | 1.2m | 3.16m | 9312097058637 | 18.4kg |
| FS13540 | AL P170 5 Job Station | 1.5m | 3.45m | 9312097058644 | 19.9kg |
| FS13541 | AL P170 6 Job Station | 1.8m | 3.74m | 9312097058651 | 21.9kg |
| FS13542 | AL P170 7 Job Station | 2.03m | 4.03m | 9312097058668 | 27.4kg |
| FS13543 | AL P170 8 Job Station | 2.32m | 4.32m | 9312097058675 | 28.4kg |
| FS13544 | AL P170 10 Job Station | 2.91m | 4.91m | 9312097058682 | 33.2kg |
| FS13545 | AL P170 12 Job Station | 3.49m | 5.49m | 9312097058699 | 37.6kg |

Accessories

| | | | | | |
|---------|--|--|--|---------------|-------|
| FS13648 | PFS Safety Gate Kit (suits Bailey P170 models) | | | 9312097060043 | 2.4kg |
|---------|--|--|--|---------------|-------|





P150 PLATFORM STEPLADDER

ALUMINIUM LIGHTWEIGHT / **INDUSTRIAL** / **150KG**

- Lightweight and highly portable - Up to 25% lighter than competitive products
- Fully functional 'magnetised' section on handrail secures tools and fasteners
- Large standing area (508 x 416mm) adds comfort and stability
- 150kg load rating
- Industrial Duty Rating
- Checker plate 'deck pattern' provides an anti-slip standing area
- Extra strong, heavy duty aluminium construction for superior durability
- Large anti-slip feet for maximum stability and durability
- 'DropLok' Job bucket improves productivity and means less trips up the ladder (available as an accessory)
- Swivel castors for improved mobility and improved productivity (available as an accessory)
- Made to Australian Standards AS 1892 : 1 2018

P150 SAFETY GATE FSI3647
NOW AVAILABLE

Spare Parts
SPI5-004AZ S/P Feet Kit

| Product No. | Description | Nominal Platform Height | Nominal Max. Reach Height | EAN Code | Nominal Weight |
|-------------|-----------------|-------------------------|---------------------------|---------------|----------------|
| FSI3580 | AL P150 3 150kg | 0.9m | 2.9m | 9312097059191 | 11kg |
| FSI3581 | AL P150 4 150kg | 1.2m | 3.2m | 9312097059207 | 12.5kg |
| FSI3582 | AL P150 5 150kg | 1.5m | 3.5m | 9312097059214 | 13.9kg |
| FSI3583 | AL P150 6 150kg | 1.8m | 3.8m | 9312097059221 | 15.8kg |

Accessories

| | | | | | |
|---------|--|---|---|---------------|-------|
| FSI3584 | Castor Kit | - | - | 9312097059238 | 3.5kg |
| FSI3647 | PFS Safety Gate Kit (suits Bailey Pro-Punchlock & P150 models) | | | 9312097060036 | 2.6kg |



RETAIL/ OFFICE PLATFORM STEPLADDER

NEW

ALUMINIUM LIGHTWEIGHT / **INDUSTRIAL** / **120KG**

- Large 300mm deep and 250mm wide platform provides a comfortable work position
- Multi-function flip top handrail
- Anti-slip PVC boots for added stability
- Trapezoidal tread profile for strength and durability
- 115mm deep when closed makes it easy to store when not in use
- Available in three sizes with platform heights ranging from 570mm to 1130mm providing a reach height from 2.6m to 3.1m
- 120kg load rating and industrial duty rating



RPFS top cap



| Product No. | Description | Nominal Platform Height | Nominal Max. Reach Height | EAN Code | Nominal Weight |
|-------------|------------------------------|-------------------------|---------------------------|---------------|----------------|
| FSI3868 | Retail Platform Stepladder 2 | 0.57m | 2.6m | 9312097063068 | 4.55kg |
| FSI3869 | Retail Platform Stepladder 3 | 0.85m | 2.9m | 9312097063075 | 5.62kg |
| FSI3870 | Retail Platform Stepladder 4 | 1.13m | 3.1m | 9312097063082 | 6.90kg |



PROFESSIONAL PUNCHLOCK® PLATFORM STEPLADDER

FIBREGLASS
ELECTRO-SAFE™

INDUSTRIAL

150KG

- Punchlock® tread design increases the torsional rigidity of the overall ladder frame
- Industrial Duty Rated. Designed for use on industrial work sites where greater strength and safety is required
- 150kg load rating
- Electro - Safe™ (non-conductive)
- Wide, anti-slip platform (490x400mm) for a secure work area
- Multi-function handrail/accessories holder
- 900mm handrail height from platform
- Anti-slip rubber "Boots" for added safety, stability and protection of the stiles
- Made to Australian Standards AS 1892 : 1 2018

**SAFETY GATE FS13647
NOW AVAILABLE**

Spare Parts/Accessories

| | |
|---------|-------------------------------|
| FS13647 | S/P Safety Gate Kit 475-500mm |
| FS22774 | S/P Feet Kit |
| FS22997 | S/P Plastic Handrail |
| FS23120 | S/P Castor Kit 2-6 |
| FS23121 | S/P Castor Kit 7-8 |
| FS23093 | S/P Castor Brackets Front |
| FS23094 | S/P Castor Brackets Rear |

| Product No. | Description | Nominal Platform Height | Nominal Max. Reach Height | EAN Code | Nominal Weight |
|-------------|---------------|-------------------------|---------------------------|---------------|----------------|
| FS10720 | FG PFS2 150kg | 0.58m | 2.6m | 9312097021228 | 9.7kg |
| FS10721 | FG PFS3 150kg | 0.86m | 2.9m | 9312097021235 | 11kg |
| FS10722 | FG PFS4 150kg | 1.15m | 3.1m | 9312097021242 | 12.5kg |
| FS10723 | FG PFS5 150kg | 1.43m | 3.4m | 9312097021259 | 14kg |
| FS10724 | FG PFS6 150kg | 1.72m | 3.7m | 9312097021266 | 15.9kg |
| FS10725 | FG PFS7 150kg | 2.0m | 4.0m | 9312097021273 | 20.1kg |
| FS10726 | FG PFS8 150kg | 2.23m | 4.3m | 9312097021280 | 22.5kg |

Accessories

| | | | | | |
|---------|--|-----------|---|---------------|-------|
| FS23120 | Castor/Wheel Kit | Fits 2-6' | - | 9312097050044 | 2.5kg |
| FS23121 | Castor/Wheel Kit | Fits 7-8' | - | 9312097050051 | 2.5kg |
| FS13647 | PFS Safety Gate Kit (suits Bailey Pro-Punchlock & P150 models) | | | 9312097060036 | 2.6kg |

Note: Platform height is approximate vertical height to platform from the ground



P170 JOB STATION PLATFORM STEPLADDER

FIBREGLASS
ELECTRO-SAFE™

INDUSTRIAL

170KG

- Huge platform area (610 x 457mm) adds comfort and stability
- New 'trapezoidal tread design' provides an incredibly strong tread to stile joint
- Multi-function handrail with optional 'DropLok' accessories converts a handrail into a Job Station (15kg capacity)
- Fully reinforced polypropylene platform with metal inserts for maximum strength
- Electro - Safe™ (non-conductive)
- Checker plate 'deck pattern' provides an anti-slip standing area
- Extra strong, heavy duty fibreglass construction for superior durability
- Large anti-slip feet for maximum stability and durability
- Convenient carry handle allows for easy transport for improved mobility and improved productivity
- Fully integrated bracing and castor system - patented industry leading design
- Made to Australian Standards AS 1892 : 1 2018



Carry Handle

| Product No. | Description | Nominal Platform Height | Nominal Max. Reach Height | EAN Code | Nominal Weight |
|-------------|------------------------|-------------------------|---------------------------|---------------|----------------|
| FS13530 | FG P170 3 Job Station | 0.9m | 2.9m | 9312097058545 | 17.9kg |
| FS13531 | FG P170 4 Job Station | 1.2m | 3.2m | 9312097058552 | 19.5kg |
| FS13532 | FG P170 5 Job Station | 1.5m | 3.5m | 9312097058569 | 21.2kg |
| FS13533 | FG P170 6 Job Station | 1.8m | 3.8m | 9312097058576 | 23.4kg |
| FS13534 | FG P170 7 Job Station | 2.03m | 4.03m | 9312097058583 | 29kg |
| FS13535 | FG P170 8 Job Station | 2.32m | 4.32m | 9312097058590 | 30.3kg |
| FS13536 | FG P170 10 Job Station | 2.91m | 4.91m | 9312097058606 | 35.3kg |
| FS13537 | FG P170 12 Job Station | 3.49m | 5.49m | 9312097058613 | 40.1kg |

Accessories

| | | | | | |
|---------|---------------------|--|--|---------------|-------|
| FS13648 | S/P Safety Gate Kit | | | 9312097060043 | 2.4kg |
|---------|---------------------|--|--|---------------|-------|



**SCAN TO VIEW
P170 VIDEO**

Spare Parts

| | |
|------------|----------------|
| SP15-005AZ | S/P Feet Kit |
| SP30-001AZ | S/P Castor Kit |



P150 PLATFORM STEPLADDER

FIBREGLASS ELECTRO-SAFE™ **INDUSTRIAL** **150KG**

- Lightweight and highly portable – Up to 25% lighter than competitive products
- Fully functional ‘magnetised’ handrail secures tools and fasteners
- Electro – Safe™ (non-conductive)
- Large standing area (508 x 416mm) adds comfort and stability
- 150kg load rating
- Checker plate ‘deck pattern’ provides an anti-slip standing area
- Heavy duty fibreglass construction for superior durability
- Large anti-slip feet for maximum stability and durability
- ‘DropLok’ Job bucket improves productivity and results in less trips up the ladder (available as an accessory)
- Swivel castors for improved mobility and improved productivity (available as an accessory)
- Made to Australian Standards AS 1892 : 1 2018



Spare Parts

SP15-009AZ S/P Feet Kit

| Product No. | Description | Nominal Platform Height | Nominal Max. Reach Height | EAN Code | Nominal Weight |
|-------------|--------------------|-------------------------|---------------------------|---------------|----------------|
| FS13576 | HD FG P150 3 150kg | 0.9m | 2.9m | 9312097059153 | 12.1kg |
| FS13577 | HD FG P150 4 150kg | 1.2m | 3.2m | 9312097059160 | 13.8kg |
| FS13578 | HD FG P150 5 150kg | 1.5m | 3.5m | 9312097059177 | 15.4kg |
| FS13579 | HD FG P150 6 150kg | 1.8m | 3.8m | 9312097059184 | 17.5kg |

Accessories

| | | | | | |
|---------|--|---|---|---------------|-------|
| FS13584 | Castor Kit | - | - | 9312097059238 | 3.5kg |
| FS13647 | PFS Safety Gate Kit (suits Bailey Pro-Punchlock & P150 models) | | | 9312097060036 | 2.6kg |

SAFETY GATE FOR PLATFORM STEPLADDERS

- Fully surrounds the user
- Improves safety on platform stepladders
- Maintains a safe working zone
- Folds down for easy access
- Folds away with ladder
- Quick and easy to fit
- Simple to use
- Ladder still fits on roof racks



| Product No. | Description | EAN Code | Nominal Weight |
|-------------|--|---------------|----------------|
| FS13647 | PFS Safety Gate Kit (suits Bailey Pro-Punchlock & P150 models) | 9312097060036 | 2.6kg |
| FS13648 | PFS Safety Gate Kit (suits Bailey P170 models) | 9312097060043 | 2.4kg |



ACCESSORIES FOR PLATFORM STEPLADDERS

| Product No. | Description | EAN Code | Nominal Weight |
|-------------|--|---------------|----------------|
| FS13584 | Castor Kit (suits Bailey P150/ P170 models) | 9312097059238 | 3.5kg |
| FS22971 | AL Castor Kit (suits Pro-Punchlock 2-6' models) | 9312097021419 | 2.5kg |
| FS22972 | AL Castor Kit (suits Pro-Punchlock 7-8' step models) | 9312097021426 | 2.5kg |
| FS23120 | FG Castor Kit 2-6 (suits Pro-Punchlock 2-6' models) | 9312097050044 | 2.5kg |
| FS23121 | FG Castor Kit 7-8 (suits Pro-Punchlock 7-8 models) | 9312097050051 | 2.5kg |

SAFETY STEPS



SAFETY STEPS


ALUMINIUM
LIGHTWEIGHT

INDUSTRIAL

150KG

Bailey's NEW Safety Step provides stair like access and is ultra compact when folded and not in use

- Light weight aluminium construction
- Slim profile for easy storage when not in use
- Wide and deep treads with anti-slip rubber insert for safety and stability
- Racked front frame for stair-like access
- Strong 150kg load rating
- Folding handrail comes as standard
- Made to the Australian Standard AS 1892 : 1 2018



| Product No. | Description | Size | Maximum Reach Height | EAN Code | Weight |
|-------------|---|-------|----------------------|---------------|--------|
| FS13750 | Stairway Ladder 2 Step with Safety Rail 150kg Ind | 0.45m | 2.45m | 9312097061842 | 6.6kg |
| FS13751 | Stairway Ladder 3 Step with Safety Rail 150kg Ind | 0.67m | 2.67m | 9312097061859 | 8.6kg |
| FS13752 | Stairway Ladder 4 Step with Safety Rail 150kg Ind | 0.89m | 2.89m | 9312097061866 | 10.6kg |
| FS13753 | Stairway Ladder 5 Step with Safety Rail 150kg Ind | 1.11m | 3.11m | 9312097061873 | 12.7kg |

ATTIC LADDERS



ATTIC LADDER

ALUMINIUM
LIGHTWEIGHT

DOMESTIC

170KG

- Designed for domestic applications
- Strong and stable aluminium construction
- Standard ceilings (2.34-3.12m) 170kg Domestic duty rating
- Gas struts provide easy and quiet opening
- Handrail included for additional comfort when climbing
- Wide opening for easy access
- Simple and easy to install



| Product No. | Description | Nominal Size | Nominal Opening Dimensions | EAN Code | Nominal Weight |
|-------------|-----------------------|---------------|----------------------------|---------------|----------------|
| FS13560 | AL Attic Ladder 170kg | 2.34m — 3.12m | 570 x 1370mm approx. | 9312097058842 | 22.0kg |



ORDER PICKERS & ACCESS PLATFORMS



Note: Access Platform FS13591 shown



- Safety gate shown is optional extra.
- Supplied in flat pack assembly with detailed assembly instructions.

Spare Parts

| | |
|---------|--------------------------|
| FS23071 | S/P Feet Kit |
| FS23096 | S/P Castor Brackets Rear |
| FS23116 | S/P Castor Kit 3-6 |
| FS23152 | S/P Handrails 3-12 |
| FS23117 | S/P Castor Kit 7 & 8 |

ORDER PICKER TEMPORARY WORK PLATFORM

ALUMINIUM
LIGHTWEIGHT

INDUSTRIAL

130KG

BAILEY
Ladderweld

- Industrial Duty Rated. Designed for use on commercial sites and warehouses
- 130kg load rating
- Light, strong, aluminium construction with heavy duty stiles and tread
- Fully welded construction
- Box section back legs gives greater strength and rigidity when working at heights
- Ideal for moderate stock picking applications
- Highly manoeuvrable and easy to use
- Spring loaded castors
- 100mm high kick plate on three sides
- 900mm high square handrail design for greater comfort and grip when climbing and added safety
- Optional safety gate with manual operation (fits in 5mins)
- Made to Australian Standards AS 1892 : 1 2018

| Product No. | Description | Nominal Platform Height | Nominal Max. Reach Height | EAN Code | Nominal Weight |
|-------------|----------------------|-------------------------|---------------------------|---------------|----------------|
| FS10863 | Order Picker 3 130kg | 0.83m | 2.8m | 9312097024939 | 17.5kg |
| FS10864 | Order Picker 4 130kg | 1.11m | 3.1m | 9312097024946 | 19.5kg |
| FS10865 | Order Picker 5 130kg | 1.39m | 3.4m | 9312097024953 | 22.5kg |
| FS10866 | Order Picker 6 130kg | 1.67m | 3.7m | 9312097024960 | 23.5kg |
| FS10867 | Order Picker 7 130kg | 1.95m | 3.9m | 9312097024977 | 28.5kg |
| FS10868 | Order Picker 8 130kg | 2.22m | 4.2m | 9312097024984 | 30.5kg |

Accessories

| | | | | | |
|---------|-------------|---|---|---------------|-------|
| FS22995 | Safety Gate | - | - | 9312097025196 | 2.8kg |
|---------|-------------|---|---|---------------|-------|

LADDERWELD ACCESS PLATFORM TEMPORARY WORK PLATFORM

ALUMINIUM
LIGHTWEIGHT

INDUSTRIAL

170KG

BAILEY
Ladderweld

- Super strong 'fully welded' design fabricated from heavy duty aluminium
- 100mm deep treads improve safety and comfort when climbing
- 'Walk thru' design for stock picking and access to mezzanine floors, vehicle access and warehousing
- Large 125mm wheels - improved portability and 'easy glide' action
- Large stable work platform (safe and stable) - 590mm x 800mm
- Manually operated braking system with high-vis powder coated activation arm helps minimize unauthorised access
- Toe board on three sides (helps secure tools/ accessories)
- Shelf included
- Made to Australian Standards AS 1892 : 1 2018
- 170kg load rating
- Industrial duty rating for use on commercial sites
- Meets Work Cover requirements (safety gate + 900mm handrail, toeboard)

| Product Code | Description | Nominal Platform Height | Nominal Max. Reach Height | EAN Code | Nominal Fully Open Dimensions (WxD mm) | Nominal Weight |
|--------------|--------------------|-------------------------|---------------------------|---------------|--|----------------|
| FS13591 | Access Platform 3 | 828mm | 2.8m | 9312097059436 | 724 x 1168 | 38.1kg |
| FS13592 | Access Platform 4 | 1104mm | 3.1m | 9312097059443 | 764 x 1309 | 40.6kg |
| FS13593 | Access Platform 5 | 1381mm | 3.4m | 9312097059450 | 804 x 1451 | 43kg |
| FS13594 | Access Platform 6 | 1656mm | 3.7m | 9312097059467 | 844 x 1592 | 46kg |
| FS13595 | Access Platform 7 | 1933mm | 3.9m | 9312097059474 | 884 x 1733 | 48.5kg |
| FS13596 | Access Platform 8 | 2209mm | 4.2m | 9312097059481 | 924 x 1875 | 51kg |
| FS13597 | Access Platform 10 | 2761mm | 4.8m | 9312097059498 | 1003 x 2157 | 62kg |
| FS13598 | Access Platform 12 | 3313mm | 5.3m | 9312097059504 | 1083 x 2440 | 69kg |
| FS13599 | Access Platform 14 | 3866mm | 5.9m | 9312097059511 | 1164 x 2723 | 76.4kg |



SCAN TO
VIEW ACCESS
PLATFORMS
VIDEO



SCAN TO VIEW
ASSEMBLY
VIDEO

Spare Parts

Please refer to pages 36-37 of this product guide.

MODULAR ACCESS/ PLATFORM SYSTEMS



1m Bridge Configuration

MODULAR ACCESS/ PLATFORM SYSTEMS

NEW

ALUMINIUM
LIGHTWEIGHT

INDUSTRIAL

170KG

Introducing the brand new Modular Access System that will revolutionise safe access to heights when used in conjunction with the Bailey Access Platforms. The modular components allow you to design and build an access platform that is customised to your needs.



2m Bridge Configuration



- Modular system allows for unlimited types of configuration
- Fully welded frames and platforms with integrated toe boards
- Hand rails can be easily removed /reposition to allow clear access to the work space
- 600mm wide platforms for a safe work zone
- Strong 170kg load rating per bay
- Industrial duty - safe to use on a work site
- Lockable castors allow easy repositioning of the system
- Made to the Australian Standard AS 1892 : 12018



SCAN TO VIEW
MAS VIDEO




SCAN TO VIEW
ASSEMBLY
VIDEO



Combination variable height
1m & 2m Bridge Configuration

| Product No. | Description | Size | Nominal Max. Reach Height | EAN Code | Nominal Weight |
|-------------|--|--------|---------------------------|---------------|----------------|
| FS13789 | Modular Access System 1.0m Platform | 1.0 m | N/A | 9312097062238 | 16.5kg |
| FS13790 | Modular Access System 2.0m Platform | 2.0 m | N/A | 9312097062245 | 31.0kg |
| FS13791 | Modular Access System 3 Step Upright | 0.83m | 2.8m | 9312097062252 | 7.9kg |
| FS13792 | Modular Access System 4 Step Upright | 1.10 m | 3.1m | 9312097062269 | 8.5kg |
| FS13793 | Modular Access System 5 Step Upright | 1.38m | 3.4m | 9312097062276 | 9.2kg |
| FS13794 | Modular Access System 6 Step Upright | 1.65m | 3.6m | 9312097062283 | 10.0kg |
| FS13855 | New! Modular Access System Plus Platform | - | - | 9312097062900 | 20.4kg |
| FS13856 | New! Modular Access System Joiner Platform | - | - | 9312097062917 | 8.6kg |
| FS13857 | New! Modular Access System Plus Platform - Spreader | - | - | 9312097062924 | 2.0kg |

MOBILE SCAFFOLDING





- Tested and manufactured to AS/NZS 1576 Part 1 : 2010 and AS/NZS 1576 Part 3 : 2015
- 225kg Working Load Limit
- Lightweight aluminium construction
- Fully welded construction
- Highly portable (fits in most cars)
- DIY erection (no specialist assembly for working heights < 4 metres)
- Multiple safety features
- Full set of components increases reach height up to 5.4 metres
- Full set of spares available
- Wide, non-slip platform for working safely at heights
- Lockable 150mm industrial castors
- Exterior grade plywood platform with self-locking trapdoor
- Platform supported by aluminium sub-frame
- Wind lock prevents accidental uplift
- Adjustable height leg/ castors available as an accessory

SELECT THE RIGHT SCAFFOLD CONFIGURATION

| PLATFORM HEIGHT | REACH HEIGHT* | BASE PACK FS13672 | EXTENSION PACK FS13673 | GUARD RAIL FS13674 | TOEBOARD FS13676 | LADDER FS13678 | OUTRIGGER FS13677 | HORIZONTAL BRACING FS13681 | EXPANSION PACK FS13675 |
|-----------------|---------------|----------------------|---------------------------|-----------------------|---------------------|-------------------|----------------------|-------------------------------|---------------------------|
| 1.5m | 3.5m | 1 | | OPTIONAL | OPTIONAL | | OPTIONAL | | AVAILABLE |
| 2.3m | 4.3m | 1 | 1 | | 1 | 1 | 2 | 2 | AVAILABLE |
| 3.4m | 5.4m | 1 | 1 | 1 | 1 | 1 | 2 | | AVAILABLE |

*Assumes a 1.70m person with a vertical 0.30m reach



CONFIGURATION 1A
PLATFORM HEIGHT 1.5m
Base Pack



CONFIGURATION 1B
PLATFORM HEIGHT 1.5m
Base Pack +
Guard Rail Pack



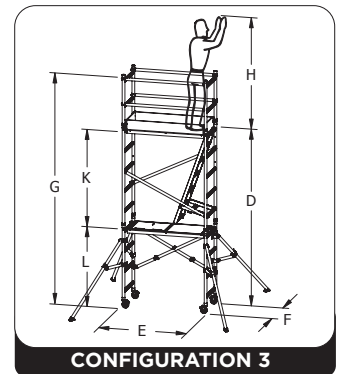
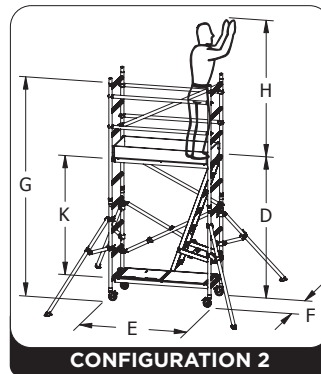
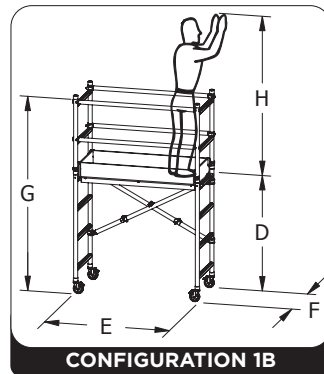
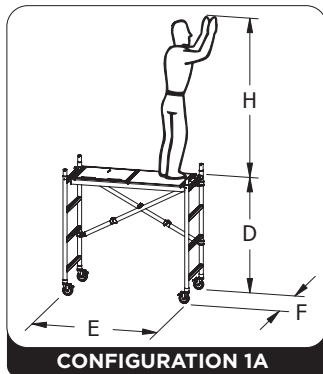
CONFIGURATION 2
PLATFORM HEIGHT 2.3m
Base Pack +
Extension Pack +
Ladder +
Horizontal Bracing +
Toe Boards +
Outrigger Pack



CONFIGURATION 3
PLATFORM HEIGHT 3.4m
Base Pack +
Extension Pack +
Guard Rail Pack +
Ladder +
Toe Boards +
Outrigger Pack



CONFIGURATION 4
PLATFORM HEIGHT 3.4m
Base Pack (2) +
Extension Pack (2) +
Guard Rail Pack (2) +
Ladder +
Toe Boards +
Expansion Pack

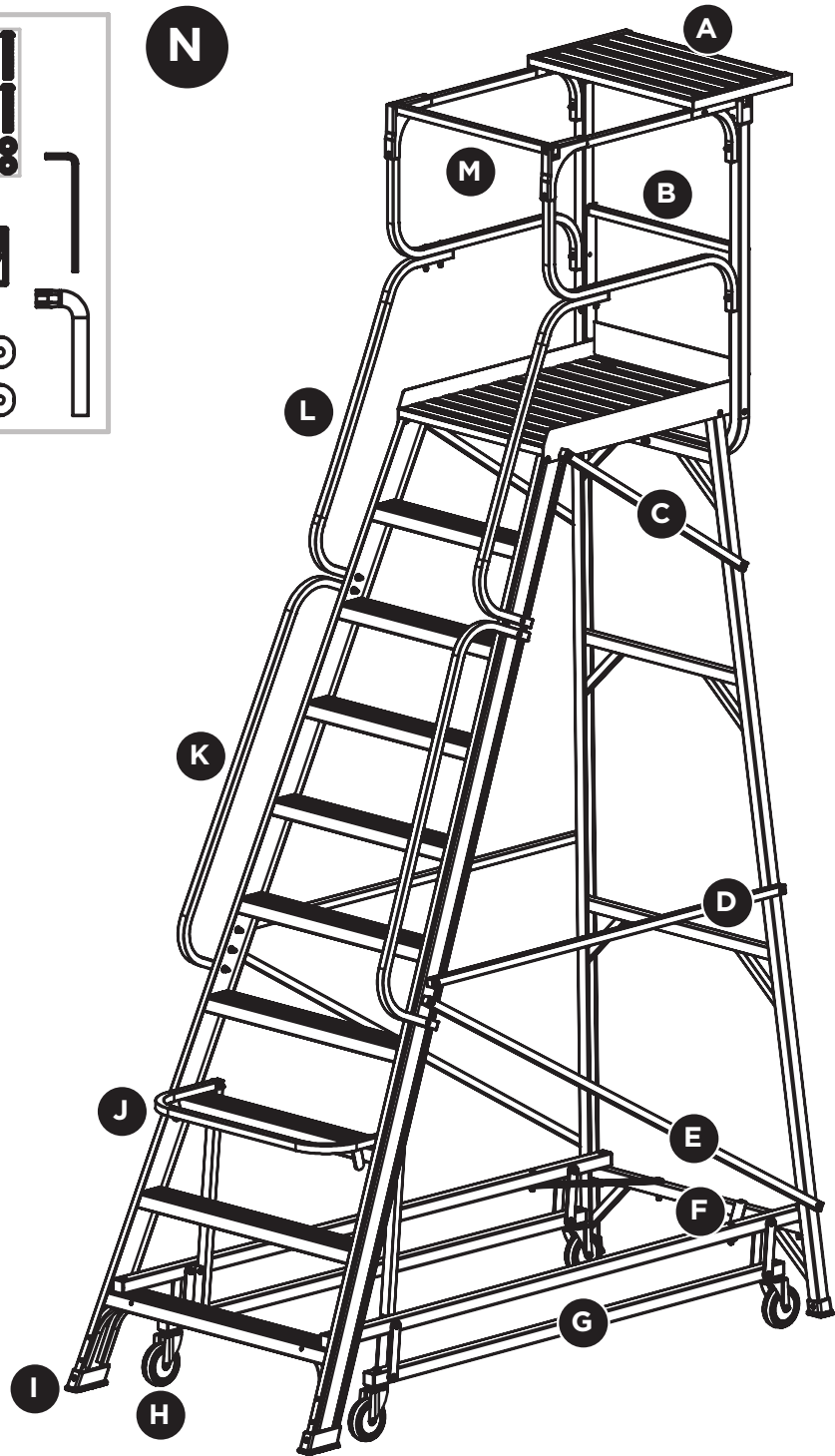
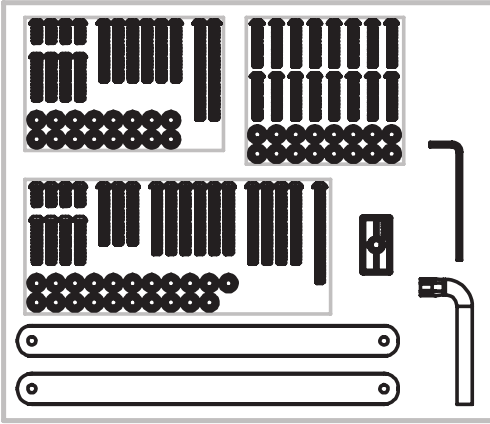



| Configuration | Pack Requirements | D (mm) | E (mm) | F (mm) | G (mm) | H (mm) | K (mm) | L (mm) |
|---------------|--|--------|--------|--------|--------|--------|--------|--------|
| 1A | Base Pack | 1500 | 1623 | 752 | N/A | 3500 | N/A | N/A |
| 1B | Base + Guardrail Packs | 1500 | 1623 | 752 | 2500 | 3500 | N/A | N/A |
| 2 | Base Pack + Extension Pack + Ladder + Horizontal Bracing + Toe Boards + Outrigger Pack | 2300 | 1623 | 752 | 3300 | 4300 | 1910 | N/A |
| 3 | Base Pack + Extension Pack + Guard Rail Pack + Ladder + Toe Boards + Outrigger Pack | 3400 | 1623 | 752 | 4400 | 5400 | 1910 | 1500 |




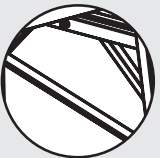
LADDERWELD ACCESS PLATFORM

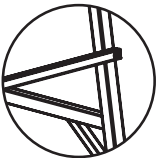
TEMPORARY WORK PLATFORM
SPARE PARTS DIAGRAM

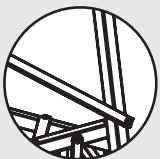



A  **Shelf**
FS23212


B  **Rear Panel**
FS23216


C  **Top Diagonal Braces (x2)**
FS23217


D  **Horizontal Braces (x2)**
(Access Platform 10-14)
FS23218


E  **Bottom Diagonal Braces (x2)**
(Access Platform 10-14)
FS23219

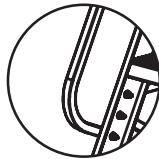
F  **Plan Braces (x2)**
FS23220


G  **Wheel System**
(RHS & LHS)
Access Plat. 3 FS23221
Access Plat. 4 FS23222
Access Plat. 5 FS23223
Access Plat. 6 FS23224
Access Plat. 7 FS23225
Access Plat. 8 FS23226
Access Plat. 10 FS23227
Access Plat. 12 FS23228
Access Plat. 14 FS23229

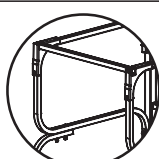
H  **Castors (x4)**
FS23239


I  **Feet**
(Front & Rear)
FS23240

J  **Handle & Handlevers**
Access Plat. 3 FS23230
Access Plat. 4 FS23231
Access Plat. 5 FS23232
Access Plat. 6 FS23233
Access Plat. 7 FS23234
Access Plat. 8 FS23235
Access Plat. 10 FS23236
Access Plat. 12 FS23237
Access Plat. 14 FS23238

K  **Lower Handrails (x2)**
(Access Platform 10-14)
FS23215

L  **Bottom Handrails (x2)**
FS23214

M  **RH Top Handrail
LH Top Handrail
Safety Gates (x2)**
FS23213

N  **Component Kit**
FS23241

| Item Number | Product Description | Page No. |
|-------------|--|----------|
| FSI0444 | Pro FG FSE6 150kg Ind Punchlock (1.8m/3.2m) | 15 |
| FSI0445 | Pro FG FSE7 150kg Ind Punchlock (2.1m/3.8m) | 15 |
| FSI0446 | Pro FG FSE8 150kg Ind Punchlock (2.4m/4.1m) | 15 |
| FSI0483 | Pro FG RFDS 3 150kg Ind Punchlock - 0.9m | 10 |
| FSI0484 | Pro FG RFDS 4 150kg Ind Punchlock - 1.2m | 10 |
| FSI0485 | Pro FG RFDS 6 150kg Ind Punchlock - 1.8m | 10 |
| FSI0486 | Pro FG RFDS 7 150kg Ind Punchlock - 2.1m | 10 |
| FSI0487 | Pro FG RFDS 8 150kg Ind Punchlock - 2.4m | 10 |
| FSI0488 | Pro FG RFDS 10 150kg Ind Punchlock - 3.0m | 10 |
| FSI0489 | Pro FG RFDS 12 150kg Ind Punchlock - 3.6m | 10 |
| FSI0492 | Pro FG RFSS 6 150kg Ind Punchlock - 1.8m | 8 |
| FSI0493 | Pro FG RFSS 7 150kg Ind Punchlock - 2.1m | 8 |
| FSI0494 | Pro FG RFSS 8 150kg Ind Punchlock - 2.4m | 8 |
| FSI0495 | Pro FG RFSS 10 150kg Ind Punchlock - 3.0m | 8 |
| FSI0496 | Pro FG RFSS 12 150kg Ind Punchlock - 3.6m | 8 |
| FSI0720 | Pro FG PFS2 150kg Ind Punchlock - 0.6m | 23 |
| FSI0721 | Pro FG PFS3 150kg Ind Punchlock - 0.9m | 23 |
| FSI0722 | Pro FG PFS4 150kg Ind Punchlock - 1.2m | 23 |
| FSI0723 | Pro FG PFS5 150kg Ind Punchlock - 1.5m | 23 |
| FSI0724 | Pro FG PFS6 150kg Ind Punchlock - 1.8m | 23 |
| FSI0725 | Pro FG PFS7 150kg Ind Punchlock - 2.1m | 23 |
| FSI0726 | Pro FG PFS8 150kg Ind Punchlock - 2.4m | 23 |
| FSI0863 | AL Order Picker 3 MKII 130kg Ind (Platform Height 0.83m) | 28 |
| FSI0864 | AL Order Picker 4 MKII 130kg Ind (Platform Height 1.11m) | 28 |
| FSI0865 | AL Order Picker 5 MKII 130kg Ind (Platform Height 1.39m) | 28 |
| FSI0866 | AL Order Picker 6 MKII 130kg Ind (Platform Height 1.67m) | 28 |
| FSI0867 | AL Order Picker 7 MKII 130kg Ind (Platform Height 1.95m) | 28 |
| FSI0868 | AL Order Picker 8 MKII 130kg Ind (Platform Height 2.20m) | 28 |
| FSI3380 | Pro AL SS6 150kg Ind Punchlock - 1.8m | 8 |
| FSI3381 | Pro AL SS8 150kg Ind Punchlock - 2.4m | 8 |
| FSI3382 | Pro AL SS10 150kg Ind Punchlock - 3.0m | 8 |
| FSI3385 | Pro AL DS3 150kg Ind Punchlock - 0.9m | 10 |
| FSI3386 | Pro AL DS4 150kg Ind Punchlock - 1.2m | 10 |
| FSI3388 | Pro AL DS6 150kg Ind Punchlock - 1.8m | 10 |
| FSI3389 | Pro AL DS8 150kg Ind Punchlock - 2.4m | 10 |
| FSI3390 | Pro AL DS10 150kg Ind Punchlock - 3.0m | 10 |
| FSI3393 | Pro AL Big Top DS3 150kg Ind Punchlock - 0.9m | 9 |
| FSI3394 | Pro AL Big Top DS4 150kg Ind Punchlock - 1.2m | 9 |
| FSI3395 | Pro AL DP6 150kg Ind Punchlock - 1.8m/3.2m | 14 |
| FSI3396 | Pro AL DP7 150kg Ind Punchlock - 2.1m/3.8m | 14 |
| FSI3397 | Pro AL DP8 150kg Ind Punchlock - 2.4m/4.4m | 14 |
| FSI3398 | Pro AL PFS2 170kg Ind Punchlock - 0.6m | 21 |
| FSI3399 | Pro AL PFS3 170kg Ind Punchlock - 0.9m | 21 |
| FSI3400 | Pro AL PFS4 170kg Ind Punchlock - 1.2m | 21 |
| FSI3401 | Pro AL PFS5 170kg Ind Punchlock - 1.5m | 21 |
| FSI3402 | Pro AL PFS6 170kg Ind Punchlock - 1.8m | 21 |
| FSI3428 | Trade AL DS3 150kg Ind Riveted - 0.9m | 9 |
| FSI3429 | Trade AL DS4 150kg Ind Riveted - 1.2m | 9 |
| FSI3430 | Trade AL DS6 150kg Ind Riveted - 1.8m | 9 |
| FSI3431 | Trade AL DS8 150kg Ind Riveted - 2.4m | 9 |
| FSI3432 | Trade AL DP6 150kg Ind Riveted - 1.8m/3.2m | 14 |
| FSI3433 | Trade AL DP7 150kg Ind Riveted - 2.1m/3.8m | 14 |
| FSI3434 | Trade AL DP8 150kg Ind Riveted - 2.4m/4.4m | 14 |
| FSI3530 | FG P170-3 170kg Ind Job Station | 23 |
| FSI3531 | FG P170-4 170kg Ind Job Station | 23 |
| FSI3532 | FG P170-5 170kg Ind Job Station | 23 |
| FSI3533 | FG P170-6 170kg Ind Job Station | 23 |
| FSI3534 | FG P170-7 170kg Ind Job Station | 23 |
| FSI3535 | FG P170-8 170kg Ind Job Station | 23 |
| FSI3536 | FG P170-10 170kg Ind Job Station | 23 |
| FSI3537 | FG P170-12 170kg Ind Job Station | 23 |
| FSI3538 | AL P170-3 170kg Ind Job Station | 21 |
| FSI3539 | AL P170-4 170kg Ind Job Station | 21 |
| FSI3540 | AL P170-5 170kg Ind Job Station | 21 |
| FSI3541 | AL P170-6 170kg Ind Job Station | 21 |
| FSI3542 | AL P170-7 170kg Ind Job Station | 21 |
| FSI3543 | AL P170-8 170kg Ind Job Station | 21 |
| FSI3544 | AL P170-10 170kg Ind Job Station | 21 |

| Item Number | Product Description | Page No. |
|-------------|---|----------|
| FSI3545 | AL P170-12 170kg Ind Job Station | 21 |
| FSI3557 | AL Triple Extension 6/13 135kg Ind (2.0m/4.15m) | 17 |
| FSI3560 | Dom 170kg Aluminium Folding Attic Ladder - (2.34m/3.12m) | 26 |
| FSI3576 | HD FG P150-3 150kg Ind Riveted | 24 |
| FSI3577 | HD FG P150-4 150kg Ind Riveted | 24 |
| FSI3578 | HD FG P150-5 150kg Ind Riveted | 24 |
| FSI3579 | HD FG P150-6 150kg Ind Riveted | 24 |
| FSI3580 | HD AL P150-3 150kg Ind Riveted | 22 |
| FSI3581 | HD AL P150-4 150kg Ind Riveted | 22 |
| FSI3582 | HD AL P150-5 150kg Ind Riveted | 22 |
| FSI3583 | HD AL P150-6 150kg Ind Riveted | 22 |
| FSI3584 | Castor Kit - P150 | 22 |
| FSI3585 | Pro AL PFS7 170kg Ind Punchlock - 2.1m | 21 |
| FSI3586 | Pro AL PFS8 170kg Ind Punchlock - 2.4m | 21 |
| FSI3591 | Access Platform 3 170kg Ind (Platform Height 828mm) | 28 |
| FSI3592 | Access Platform 4 170kg Ind (Platform Height 1104mm) | 28 |
| FSI3593 | Access Platform 5 170kg Ind (Platform Height 1381mm) | 28 |
| FSI3594 | Access Platform 6 170kg Ind (Platform Height 1656mm) | 28 |
| FSI3595 | Access Platform 7 170kg Ind (Platform Height 1933mm) | 28 |
| FSI3596 | Access Platform 8 170kg Ind (Platform Height 2209mm) | 28 |
| FSI3597 | Access Platform 10 170kg Ind (Platform Height 2761mm) | 28 |
| FSI3598 | Access Platform 12 170kg Ind (Platform Height 3313mm) | 28 |
| FSI3599 | Access Platform 14 170kg Ind (Platform Height 3866mm) | 28 |
| FSI3614 | Pro AL Single 7 150kg Ind Punchlock - 2.44m | 19 |
| FSI3615 | Pro AL Single 9 150kg Ind Punchlock - 3.05m | 19 |
| FSI3616 | Pro AL Single 11 150kg Ind Punchlock - 3.66m | 19 |
| FSI3617 | Pro AL Single 13 150kg Ind Punchlock - 4.27m | 19 |
| FSI3618 | Pro AL Single 15 150kg Ind Punchlock - 4.88m | 19 |
| FSI3619 | Pro AL Single 17 150kg Ind Punchlock - 5.49m | 19 |
| FSI3620 | Pro AL Single 19 150kg Ind Punchlock - 6.10m | 19 |
| FSI3621 | Pro AL Ext 8 150kg Ind Punchlock (2.4m/4.0m) | 18 |
| FSI3623 | Pro AL Ext 10 150kg Ind Punchlock (3.0m/5.2m) | 18 |
| FSI3625 | Pro AL Ext 12 150kg Ind Punchlock (3.6m/6.4m) | 18 |
| FSI3627 | Pro AL Ext 14 150kg Ind Punchlock (4.5m/7.9m) | 18 |
| FSI3629 | Pro AL Ext 16 150kg Ind Punchlock (5.1m/9.1m) | 18 |
| FSI3631 | Pro AL Ext 18 150kg Ind Punchlock (6.0m/10.6m) | 18 |
| FSI3632 | Pro AL Ext 20 150kg Ind Punchlock (6.3m/11.2m) | 18 |
| FSI3633 | Pro AL Ext 10 Leveller 130kg Ind Punchlock (3.2m/5.0m) | 17 |
| FSI3634 | Pro AL Ext 12 Leveller 130kg Ind Punchlock (3.8m/6.2m) | 17 |
| FSI3644 | BXS20 2.3m/4.5m (7'6"/14'8") - 135kg | 11 |
| FSI3647 | PFS Narrow Safety Gate Kit (suits Bailey Pro-Punchlock & P150 models) | 24 |
| FSI3648 | PFS Wide Safety Gate Kit (suits Bailey P170 models) | 24 |
| FSI3668 | HD FG DP6 with V Rung 150kg Riveted - 1.8m/3.2m | 15 |
| FSI3669 | HD FG DP7 with V Rung 150kg Riveted - 2.1m/3.8m | 15 |
| FSI3670 | HD FG DP8 with V Rung 150kg Riveted - 2.4m/4.4m | 15 |
| FSI3672 | SUPA-LITE AL Scaffold System - Base Pack | 31 |
| FSI3673 | SUPA-LITE AL Scaffold System - Extension Pack | 31 |
| FSI3674 | SUPA-LITE AL Scaffold System - Guardrail Pack | 31 |
| FSI3675 | SUPA-LITE AL Scaffold System - Expansion Pack | 31 |
| FSI3676 | SUPA-LITE AL Scaffold System - Toe Board Pack | 31 |
| FSI3677 | SUPA-LITE AL Scaffold System - Outrigger Pack (X2) | 31 |
| FSI3678 | SUPA-LITE AL Scaffold System - Ladder | 31 |
| FSI3679 | SUPA-LITE AL Scaffold System - Adjustable Legs (X2) | 31 |
| FSI3680 | SUPA-LITE AL Scaffold System - Spigot Pack (X4) | 31 |
| FSI3681 | SUPA-LITE AL Scaffold System - Horizontal Brace (X2) | 31 |
| FSI3682 | SUPA-LITE AL Scaffold System - Diagonal Brace (X2) | 31 |
| FSI3683 | SUPA-LITE AL Scaffold System - Platform (X1) | 31 |
| FSI3750 | Stairway Ladder 2 Step with Safety Rail 150kg Ind | 25 |
| FSI3751 | Stairway Ladder 3 Step with Safety Rail 150kg Ind | 25 |
| FSI3752 | Stairway Ladder 4 Step with Safety Rail 150kg Ind | 25 |
| FSI3753 | Stairway Ladder 5 Step with Safety Rail 150kg Ind | 25 |
| FSI3789 | Modular Access System 1.0m Platform | 29 |
| FSI3790 | Modular Access System 2.0m Platform | 29 |
| FSI3791 | Modular Access System 3 Step Upright | 29 |
| FSI3792 | Modular Access System 4 Step Upright | 29 |
| FSI3793 | Modular Access System 5 Step Upright | 29 |
| FSI3794 | Modular Access System 6 Step Upright | 29 |
| FSI3855 | Modular Access System Plus Platform | 29 |

| Item Number | Product Description | Page No. |
|--------------------|--|-----------------|
| FS13856 | Modular Access System Joiner Platform | 29 |
| FS13857 | Modular Access System Plus Platform Spreader | 29 |
| FS13862 | AL SLS 3 IN 1 (6/9 Step) 1.8m 150kg Ind | 12 |
| FS13863 | AL SLS 3 IN 1 (7/11 Step) 2.1m 150kg Ind | 12 |
| FS13864 | AL SLS 3 IN 1 (8/14 Step) 2.4m 150kg Ind | 12 |
| FS13868 | Retail Platform Step Stool 2 - 120kg Ind | 22 |
| FS13869 | Retail Platform Step Stool 3 - 120kg Ind | 22 |
| FS13870 | Retail Platform Step Stool 4 - 120kg Ind | 22 |
| FS20186 | Pro FG FXN Ext 8 Vee 150kg Ind Punchlock (2.7m/3.9m) | 18 |
| FS20187 | Pro FG FXN Ext 10 Vee 150kg Ind Punchlock (3.3m/5.1m) | 18 |
| FS20188 | Pro FG FXN Ext 12 Vee 150kg Ind Punchlock (3.9m/6.3m) | 18 |
| FS20189 | Pro FG FXN Ext 14 Vee 150kg Ind Punchlock (4.5m/7.6m) | 18 |
| FS20190 | Pro FG FXN Ext 16 Vee 140kg Ind Punchlock (5.1m/8.8m) | 18 |
| FS20405 | Pro FG FSXN Ext 8 Vee 130kg Ind Punchlock (2.7m/4.2m) | 19 |
| FS20406 | Pro FG FSXN Ext 10 Vee 130kg Ind Punchlock (3.3m/5.4m) | 19 |
| FS20407 | Pro FG FSXN Ext 12 Vee 130kg Ind Punchlock (3.9m/6.6m) | 19 |
| FS20408 | Pro FG FSXN Ext 13 Vee 130kg Ind Punchlock (4.2m/6.9m) | 19 |
| FS20409 | Pro FG FSXN Ext 14 Vee 130kg Ind Punchlock (4.5m/7.6m) | 19 |
| FS20410 | Pro FG FSXN Ext 16 Vee 125kg Ind Punchlock (5.1m/8.8m) | 19 |
| FS20411 | Pro FG FXN Ext 18 Vee 140kg Ind Punchlock (5.7m/9.4m) | 18 |

BAILEY**WERNER****KNAACK**

ladderspares.com.au

FINALLY, WE MADE FINDING 'LADDER SPARE PARTS' EASY!

TO IDENTIFY WHICH SPARES ARE AVAILABLE, SIMPLY LOGIN TO WWW.LADDERSPARES.COM.AU AND FOLLOW THE PROMPTS.



**SCAN TO VISIT
OUR NEW
WEBSITE**

HOW TO FIND SPARE PARTS

Step 1

Scan this QR code using your smart phone or login to www.ladderspares.com.au

Step 2

If you know the actual code of the ladder, enter this into the 'Enter Product Code' cell.
If you don't know the code, continue using the search criteria below this field.

Step 3

Select the ladder brand (Bailey, Werner, Knaack, etc).

Step 4

Select the ladder type or design.
For example, a double sided stepladder

Step 5

What material is the ladder made from?
For example, fibreglass or aluminium

Step 6

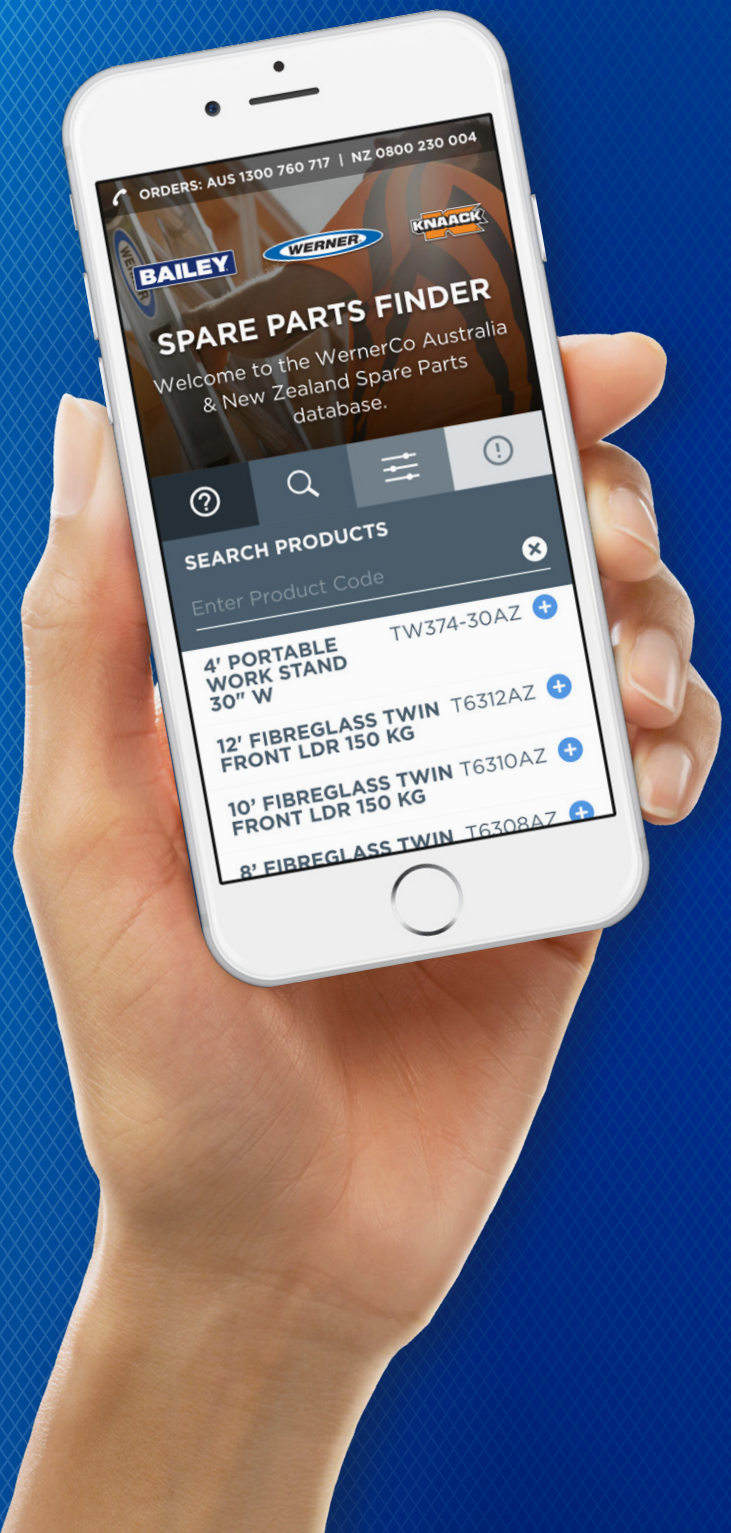
Is the ladder riveted or Punchlock?

Step 7

What size is the ladder? Count the number of treads or rungs, Eg. 6 foot

Step 8

Select the Load Rating of the ladder (100-170kg).





**FOR FURTHER INFORMATION,
PLEASE CONTACT OUR CUSTOMER
CARE CENTRE 1300 760 717**

BAILEYLADDERS.COM.AU

Orders: AUS.Orders@wernerco.com

Claims: AUS.RMA@wernerco.com

WERNERCO™

WernerCo Australia Pty Ltd A.B.N. 88 151 127 061

All details in this brochure are correct at time of printing.
WernerCo Australia reserves the right to alter product
specifications at any time without notice.

Doc No. DOC19.0137 ©2020 Werner Co. BAI 032020