

**Zip-It®** Wallboard Anchor

**PRODUCT DESCRIPTION**

The Zip-It anchor is a one-piece self drilling anchor designed for use in hollow gypsum wallboard for light to medium duty loads. It is available in both engineered nylon and Zamac alloy for use with No. 8 screws in 3/8" to 1" thick wallboard. The Zip-It Jr. is also available in engineered nylon and Zamac alloy for use with No. 6 screws in 3/8" to 5/8" wallboard.

**FEATURES AND BENEFITS**

- Ideal for mounting electrical fixtures, fastening drapery supports, installing phone systems, miscellaneous hardware, etc.
- Packaged and offered with and without screws

**MATERIAL SPECIFICATIONS**

Anchor Component	Component Material	
	Nylon Zip-It/ Zip-It Jr.	Zinc Zip-It/ Zip-It Jr.
Anchor Body	Nylon	Zamac Alloy

**INSTALLATION SPECIFICATIONS**


Dimensions	Zinc Zip-It	Nylon Zip-It	Zinc Zip-It Jr.	Nylon Zip-It Jr.
Collar (size)	9/16	9/16	15/32	15/32
Screw Size Range (No.)	8,10	6,8	6,8	6,8
Thread Length (in.)	15/16	15/16	47/64	47/64
Point Length (in.)	0,3	3/4	0,3	37/64
Anchor Length (in.)	1-5/16	1-11/16	1"	1-5/16
Min. Screw Engagement (in.)	3/4	3/4	3/4	3/4

\* Recommended Size

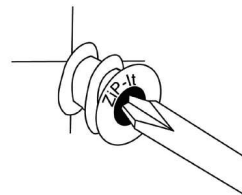
**Installation Guidelines**

Inset either No.2 or No.3 Phillips driver bit into the recess of the Zip-It anchor head. Use a manual screwdriver or a low rpm battery powered electric screw gun.

**Note:** Pre-drill hole if difficulty is encountered during installation of the Zip-It. In very hard wallboard or double-board construction, use 1/4" diameter drill bit. In solid plaster wall use 7/16" diameter drill bit (HSS or Carbide). Job site tests are recommended when pre-drilling holes.

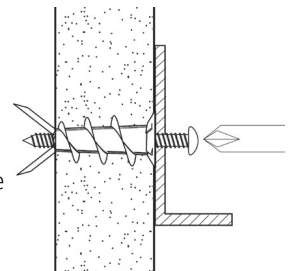


Push the Zip-It anchor into the surface of the wallboard until the two cutting blades penetrate the surface. Using gentle forward pressure, rotate the Zip-It until the collar sets flush to the surface of the wall.



Put the fixture in place, insert the screw and tighten until it feels secure. As the screw is threaded into the nylon versions, the point will expand resulting in increased load capacity in thicker wallboard.

**Note:** When using an electric screw gun for application, set clutch and use slow speed (do not exceed approximately 300-400 rpm).




**SECTION CONTENTS** Page No.

General Information..... 1  
 Material Specifications..... 1  
 Installation Specifications..... 1  
 Performance Data ..... 1  
 Ordering Information ..... 2



Nylon Zip-It



Zinc Zip-It

**ANCHOR MATERIALS**

Engineered Nylon or Zamac Alloy

**ANCHOR SIZE RANGE (TYP.)**

Use with No. 6, No. 8, or No. 10 screws

**SUITABLE BASE MATERIALS**

Wallboard

**PERFORMANCE DATA**

**Ultimate Load Capacities for Zip-It in Wallboard<sup>1</sup>**

Anchor	3/8" Wallboard		1/2" Wallboard		5/8" Wallboard		3/4" Wallboard	
	Tension lbs. (kN)	Shear lbs. (kN)	Tension lbs. (kN)	Shear lbs. (kN)	Tension lbs. (kN)	Shear lbs. (kN)	Tension lbs. (kN)	Shear lbs. (kN)
Zip-It	50 (0.2)	60 (0.3)	65 (0.3)	70 (0.3)	80 (0.4)	100 (0.5)	85 (0.4)	100 (0.5)
Zip-It Jr.	45 (0.2)	50 (0.2)	55 (0.2)	55 (0.2)	70 (0.3)	70 (0.3)	75 (0.3)	80 (0.4)

1. The values listed above are ultimate load capacities which should be reduced by a minimum safety factor of 4.0 or greater to determine the allowable working load.

**PERFORMANCE DATA**

**Allowable Load Capacities for Zip-It in Wallboard<sup>1</sup>**

Anchor	3/8" Wallboard		1/2" Wallboard		5/8" Wallboard		3/4" Wallboard	
	Tension lbs. (kN)	Shear lbs. (kN)	Tension lbs. (kN)	Shear lbs. (kN)	Tension lbs. (kN)	Shear lbs. (kN)	Tension lbs. (kN)	Shear lbs. (kN)
Zip-It	15 (0.1)	15 (0.1)	15 (0.1)	20 (0.1)	20 (0.1)	25 (0.1)	20 (0.1)	25 (0.1)
Zip-It Jr.	10 (0.0)	15 (0.1)	15 (0.1)	15 (0.1)	20 (0.1)	20 (0.1)	20 (0.1)	20 (0.1)

1. Allowable load capacities listed are calculated using an applied safety factor of 4.0.

**ORDERING INFORMATION**

**Nylon Zip-It**

Cat No.	Wall Thickness	Description	Std. Box	Std. Carton	Wt./100
2345	3/8" to 1"	Std. Box (No screws)	100	1,000	1/2
2348	3/8" to 1"	Std. Box, No. 8 x 1" screws	100	1,000	1-1/4
2355	3/8" to 1"	Master Carton (No screws)	-	5,000	1/2

**Zinc Zip-It**

Cat No.	Wall Thickness	Description	Std. Box	Std. Carton	Wt./100
2346Z	3/8" to 1"	Std. Box (No screws)	100	1,000	2
2349Z	3/8" to 1"	Std. Box, No. 8 x 1" screws	100	1,000	2-1/2
2356Z	3/8" to 1"	Master Carton (No screws)	-	5,000	1-3/4

**Core Zip-It**

Cat No.	Wall Thickness	Description	Std. Box	Std. Carton	Wt./100
2370	3/8" to 1"	Nylon Core Zip-It	100	1,000	1/2
2371	3/8" to 1"	Zinc Core Zip-It	100	1,000	1-1/4
2390	3/8" to 5/8"	Nylon Core Jr. Zip-It	100	1,000	1/4

Core Zip-It available only in Canada

**Zip-It Kits**

Cat No.	Material	Description	Std. Box	Std. Carton	Wt./each
2368	Nylon	50 Anchor, No. 8 x 1" Screws, & No. 2 Phillips Driver Bit	1	10	.7
2369Z	Zinc	50 Anchor, No. 8 x 1" Screws, & No. 2 Phillips Driver Bit	1	10	1.30

**Nylon Zip-It Jr.**

Cat No.	Wall Thickness	Description	Std. Box	Std. Carton	Wt./100
2350	3/8" to 5/8"	Std. Box (No screws)	100	1,000	1/4
2351	3/8" to 5/8"	Std. Box, No. 6 x 1" screws	100	1,000	3/4

**Zinc Zip-It Jr.**

Cat No.	Wall Thickness	Description	Std. Box	Std. Carton	Wt./100
2362Z	3/8" to 5/8"	Std. Box (No screws)	100	1,000	1
2364Z	3/8" to 5/8"	Std. Box, No. 6 x 1" screws	100	1,000	3
2363Z	3/8" to 5/8"	Master Carton (No screws)	-	5,000	1

**Zip-It Jr. Kits**

Cat No.	Material	Description	Std. Box	Std. Carton	Wt./each
2367	Nylon	50 Anchor, No. 8 x 1" Screws, & No. 2 Phillips Driver Bit	1	10	.50
2361Z	Zinc	50 Anchor, No. 8 x 1" Screws, & No. 2 Phillips Driver Bit	1	10	1.00

Note: To select the proper screw length required, determine the thickness of the fixture, including any spacers or shims and add 3/4".



**WALL ANCHORS**