



INDUSTRIAL

HAZARDOUS
AREAS

DATA ICT

RESIDENTIAL
COMMERCIAL



B&R Enclosures

PILBARA SP WITH SUNSHADES
Zinc Coated & 316 Stainless Steel

brenclosures.com.au

Pilbara SP with Sunshades – Zinc Coated Steel

Mining and Industrial Enclosures



- Designed for the most common mining, mineral processing and infrastructure projects.
- used in local control stations, mini control consoles or motor isolation control stations.
- 30° sloping roof to prevent build up of water and solids.
- Lifting lugs conform to *AS4991:Lifting Devices*.
- One (1) tonne SWL on each lifting lug (excluding SP040425).
- Region D wind rated to *AS1170.2-2002: Structural design actions – Wind actions*
- Easy installation with top and bottom mounting flanges.
- Conformity, Approvals - Lloyds Register #06/10007 (E2)
- Powdercoated X15 orange and manufactured from
 - Enclosure - 2mm thick zinc coated steel
 - Sunshades - 1.6mm thick zinc coated steel.

Comes standard with:

- Sunshades – top, door and both sides
- Steel mounting pan powdercoated white
- Chrome steel padlockable swing handle with LockSock®
- 3-point locking (excluding SP040425 range)
- 6mm aluminium gland plate
- Lifting lugs on enclosures (excluding SP040425 range)



ORDERING GUIDE

Part Number	Dimensions (mm)														
	External			Internal			Mounting Pan		Gland Opening		Mounting Centres		Opening		Weight (kg)
	Height (A)	Width (B)	Depth (C)	Total Height (D)	Total Width (E)	Usable Depth (F)*	Height (G)	Width (H)	Width (I)	Depth (J)	Height (K)	Width (L)	Height (M)	Width (N)	
SP070522/SK	700	500	220	950	600	153	630	430	120	440	920	400	640	420	105.0
SP100822/SK	1000	800	220	1252	900	153	930	730	120	740	1218	700	940	720	150.0
SP040425/SK#	400	400	250	680	500	203	330	330	140	320	641	300	340	320	60.0
SP070535/SK	700	500	350	1040	600	303	630	430	240	420	1005	400	640	420	120.0
SP100840/SK	1000	800	400	1365	900	353	930	730	210	640	1334	600	940	720	180.0

* From mounting pan to inside of door.

Does not come with a front sunshade.



See **Page 6** for a range of lock options available for the Pilbara SP range.

Pilbara SP – Zinc Coated Steel

Mining and Industrial Enclosures

ACCESSORIES

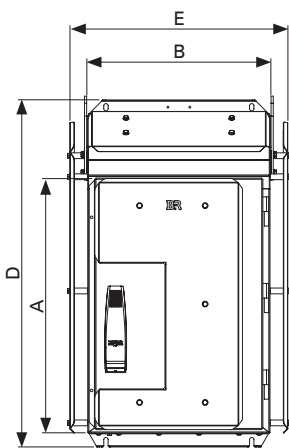
Product	Description	Part Number	Dimensions (mm)			SP070522/SK	SP100822/SK	SP040425/SK	SP070535/SK	SP100840/SK
			Height	Width	Depth					
Hinged escutcheon	Zinc coated steel	SPHE0404	400	400	-					
		SPHE0705	700	500	-	•		•		
		SPHE1008	1000	800	-		•		•	
Gland plate	Brass	SPGB32/6	380	200	6			•		
		SPGB41/6	480	160	6	•				
		SPGB43/6	480	300	6				•	
		SPGB71/6	780	160	6		•			
		SPGB72/6	700	270	6					•
		SPGA32/6	380	200	6			•		
	Aluminium	SPGA41/6	480	160	6	•				
		SPGA43/6	480	300	6				•	
		SPGA71/6	780	160	6		•			
SPGA72/6	700	270	6					•		
Hinge	316 stainless steel	SP/H/S	-	-	-	•	•	•	•	•
LED light kit	12V	BRLED300	-	300	-	•	•	•		
		BRLED500	-	500	-		•			
	24V	BRLED300/24	-	300	-	•	•	•		
		BRLED500/24	-	500	-					•
Light mounting kit	To suit LED light kits	IPLKB04^	-	-	-			•		
		SPLKB05^	-	-	-	•		•		
		IPLKB08^	-	-	-		•			•

^ Light not included, purchased separately

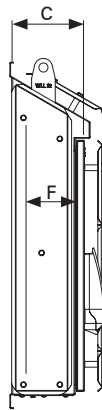


See Page 5 for more information about B&R's range of lighting solutions or contact your local sales representative to discuss your requirements.

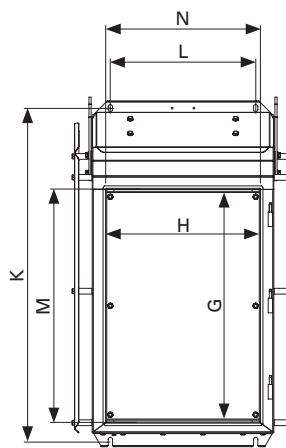
TECHNICAL DRAWINGS



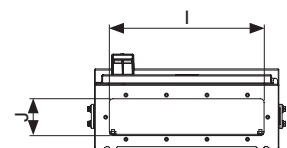
Front View



Side View



Front View
(Door Removed)



Bottom View

Pilbara SP with Sunshades – 316 Stainless Steel

Mining and Industrial Enclosures



- Designed for the most common mining, mineral processing and infrastructure projects.
- used in local control stations, mini control consoles or motor isolation control stations.
- 30° sloping roof to prevent build up of water and solids.
- Lifting lugs conform to *AS4991:Lifting Devices*.
- One (1) tonne SWL on each lifting lug (excluding SP040425).
- Region D wind rated to *AS1170.2-2002: Structural design actions – Wind actions*
- Easy installation with top and bottom mounting flanges.
- Conformity, Approvals:
Lloyds Register #06/10007 (E2)
- Manufactured from 1.5mm thick 316 stainless steel.
- N4 surface finish or powdercoated X15 orange.

Comes standard with:

- Sunshades – top, door and both sides
- Steel mounting pan powdercoated white
- Stainless steel padlockable swing handle with LockSock®
- 3-point locking (excluding SP040425 range)
- 2mm stainless steel gland plate
- Lifting lugs on enclosures (excluding SP040425 range)



ORDERING GUIDE

Part Number		Dimensions (mm)														
		External			Internal			Mounting Pan		Gland Opening		Mounting Centres		Opening		Weight (kg)
316SS (N4)	X15 Orange	Height (A)	Width (B)	Depth (C)	Total Height (D)	Total Width (E)	Usable Depth (F)*	Height (G)	Width (H)	Width (I)	Depth (J)	Height (K)	Width (L)	Height (M)	Width (N)	
SP070522/S/SK	SP070522/SRO/SK	700	500	220	950	600	153	630	430	120	440	920	400	640	420	95.0
SP100822/S/SK	SP100822/SRO/SK	1000	800	220	1252	900	153	930	730	120	740	1218	600	940	720	145.0
SP040425/S/SK#	SP040425/SRO/SK#	400	400	250	680	500	203	330	330	140	320	641	300	340	320	65.0
SP070535/S/SK	SP070535/SRO/SK	700	500	350	1040	600	303	630	430	240	420	1005	400	640	420	110.0
SP100840/S/SK	SP100840/SRO/SK	1000	800	400	1365	900	353	930	730	210	640	1334	600	940	720	170.0

* From mounting pan to inside of door.

Does not come with a front sunshade.



See **Page 6** for a range of lock options available for the Pilbara SP range.


Pilbara SP with Sunshades – 316 Stainless Steel

Mining and Industrial Enclosure

ACCESSORIES

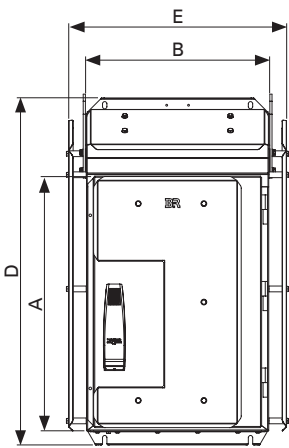
Product	Description	Part Number	Dimensions (mm)			SP070522/S/SK	SP070522/SRO/SK	SP100822/S/SK	SP100822/SRO/SK	SP040425/S/SK	SP040425/SRO/SK	SP070535/S/SK	SP070535/SRO/SK	SP100840/S/SK	SP100840/SRO/SK	
			Height	Width	Depth											
Hinged escutcheon	Zinc coated steel	SPHE0404	400	400	-					•	•					
		SPHE0705	700	500	-	•	•					•	•			
		SPHE1008	1000	800	-			•	•					•	•	
Gland plate	Brass	SPGB32/6	380	200	6					•	•					
		SPGB41/6	480	160	6	•	•									
		SPGB43/6	480	300	6							•	•			
		SPGB71/6	780	160	6			•	•							
	Aluminium	SPGB72/6	700	270	6									•	•	
		SPGA32/6	380	200	6					•	•					
		SPGA41/6	480	160	6	•	•									
		SPGA43/6	480	300	6							•	•			
Hinge	316 stainless steel	SPGA71/6	780	160	6			•	•							
		SPGA72/6	700	270	6									•	•	
		SP/H/S	-	-	-	•	•	•	•	•	•	•	•	•	•	•
		BRLED300	-	300	-	•				•	•					
LED light kit	12V	BRLED500	-	500	-			•								
	24V	BRLED300/24	-	300	-	•				•	•					
		BRLED500/24	-	500	-							•				
	Light mounting kit	To suit LED light kits	IPLKB04^	-	-	-					•					
SPLKB05^			-	-	-	•					•	•				
IPLKB08^			-	-	-		•	•	•			•	•	•	•	

^ Light not included, purchased separately

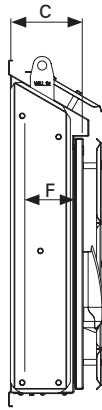


See **Page 5** for more information about B&R's range of lighting solutions or contact your local sales representative to discuss your requirements.

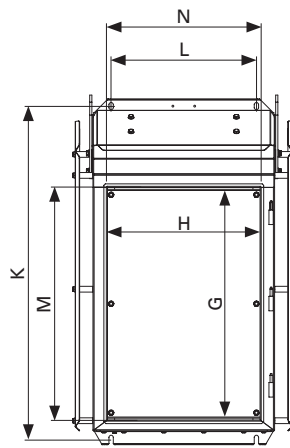
TECHNICAL DRAWINGS



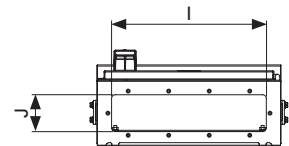
Front View



Side View



Front View
(Door Removed)




Bottom View

Enclosure LED Lighting




Our LED lighting solutions provide light inside an enclosure when visibility is required for both safety and efficiency.



High output, small form factor LED lighting. Up to 4 units can be daisy chained from the one power supply. Allows for the opening of full height swing frames or hinged escutcheons when fitted to the roof. The optional PIR movement sensor can be used for power efficiency as an automatic door switch. All light kits can be mounted directly onto 19" rack rails. In the absence of 19" rack rails a mounting kit is available to suit the enclosure size.

B&R's LED lighting solutions are applied to provide excess light within an enclosure and becomes a continuous light source to provide extra visibility.

- Energy saving up to 50% compared with traditional fluorescents under the same lux.
- Life span – over 50,000 hours
- Available in cool white, neutral white and warm white colour temperatures.
- Available in 12V and 24V options.
- Easy linking up to 36 watts per run.
- Easy to install.
- Low voltage — safe and efficient.
- Manufactured from aluminium with black plastic end caps and acrylic lens.
- Light source – SM3528 LED
- Operating temperature – -20°C to 40°C indoors



This information is provided as a guide only. Contact your local sales representative to discuss your requirements.

Technical Operating Data

Length (mm)	Voltage (DC)	Power (W)	Radiance	ColourTemp	Luminous Flux (lm)*	LED Current (A)
300	12/24	3	90°	4400	280/360	0.18
500	12/24	5	90°	4400	460/600	0.18

Pilbara SP

Part Number	Power (V)	Inclusions					Required Mounting Bracket			To suit enclosure	
		LED Light	Power Supply	Splitter	Switch	Connectors	IPLKB04	SPLKB05	IPLKB08	Width (mm)	Optional
BRLED300	12	•	•		•		•			400	BRMOT PIR Motion Sensor
BRLED300/24	24	•	•		•		•			400	
BRLED500	12	•	•		•			•		500 or 800	
BRLED500/24	24	•	•		•			•		500 or 800	
BRLEDK03	–	•		•		•				400	
BRLEDK05	–	•		•		•		•		800	

Locks

Locks to suit special purpose enclosures

Standard Locks



Enclosure	SI	SS
Universal DD ≤1600mm	DD020 – chromed steel with 7mm square steel insert	DD020/PS – black powdercoated lock with 7mm square stainless steel insert
Universal DD +1600mm	DD050 – lockable L handle keyed 92268	DD050 – lockable L handle keyed 92268
Incline SR	–	NI020/S – stainless steel lock with 7mm square stainless steel insert
Hedland PH	–	NI020/S – stainless steel lock with 7mm square stainless steel insert
Finucane FI	–	NI020/S – stainless steel lock with 7mm square stainless steel insert
Bowen Series	–	NI028S/S – stainless steel lock with 8mm square slotted stainless steel insert
Pilbara SP	SP/LCK – chromed steel padlockable swing handle with LockSock®	SP/LCK/S – stainless steel padlockable swing handle with LockSock®
Lambert LB	–	SP/LCK/S – stainless steel padlockable swing handle with LockSock®
Miner ME	NI020 – chromed steel with 7mm square steel insert	–
Universal PB	NI020 – chromed steel with 7mm square steel insert	NI020/PS – black powdercoated lock with 7mm square stainless steel insert

Lock Options for Special Purpose Enclosures

There are a number of lock options available that are suitable for use on special purpose enclosures. Contact your local sales representative to discuss your requirements.

Product	Description	Part Number	Standard Lock/Insert	Alternative insert	Keys		
					Lockable handles	Plastic, 3-way	Aluminium, 4-way
Turnbuckle	chromed steel	NI020	7mm square – steel	See page 5		SKU	SKZ
		DD020	7mm square – steel	See page 5		SKU	SKZ
	powdercoated	NI020/PS	7mm square – stainless steel	See page 5		SKU	SKZ
		DD020/PS	7mm square – stainless steel	See page 5		SKU	SKZ
	stainless steel	NI020/S	7mm square – stainless steel	See page 5		SKU	SKZ
		NI028S/S	8mm square slotted – stainless steel	See page 5			
Wing knob	lockable	NI030	Key code 92268			SK3	
		DD030	Key code 92268			SK3	
	non-lockable	NI111	–				
		DD111	–				
T-handle	lockable	NI040	Key code 92268			SK3	
		DD040	Key code 92268			SK3	
L-handle	lockable	NI050	Key code 92268			SK3	
		DD050	Key code 92268			SK3	
	padlockable – steel	NI052	–				
		DD052	–				
	padlockable – stainless steel	NI052/S	–				
		DD052/S	–				
Swing handle	padlockable – steel	SP/LCK	–				
	padlockable – stainless steel	SP/LCK/S	–				
LockSock®	plastic	SP/LCK/DC	To suit SP/LCK				
Dust cap	plastic	NI020/DC	To suit NI020 lock				

Locks

Locks to suit special purpose enclosures



Lock Inserts for Locks

The NI020 locks are available with an option lock insert for use on all special purpose enclosures. Contact your local sales engineer to discuss your requirements.

To suit lock style	Description	To suit lock	Standard Insert	3mm double bit pin		8mm square		8mm square slotted	8mm triangle	
				Steel	Stainless Steel	Steel	Stainless Steel	Stainless Steel	Steel	Stainless Steel
Turnbuckle	chromed steel	NI020 or DD020	7mm square – steel	LKINS3P		LKINS8S		LKINS8SS/S	LKIN8T	
	powdercoated with SS insert	NI020/PS or DD020/PS	7mm square – stainless steel		LKINS3P/S		LKINS8S/S	LKINS8SS/S		LKINS8T/S
	stainless steel	NI020/S or DD020/PS	7mm square – stainless steel		LKINS3P/S		LKINS8S/S	LKINS8SS/S		LKINS8T/S
Key required – aluminium			SKZ	SKZ	SKZ	SK8	SK8	SK8	SKZ	SKZ
Key required – plastic			SKU	SKU	SKU				SKU	SKU

AUSTRALIA

Sales

T: 1300 Enclosures (1300 362 567)

F: 1300 796 599

E: sales@brenclosures.com.au

brenclosures.com.au

QUEENSLAND

Brisbane Manufacturing, Sales & Warehouse

51 Stradbroke Street

Heathwood QLD 4110

(PO Box 1151)

Browns Plains BC QLD 4118

T: +61 7 3714 1111

E: salesqld@brenclosures.com.au

NORTH QUEENSLAND

Townsville Sales & Warehouse

Unit 4 / 780 Ingham Road

Mount Louisa QLD 4814

(PO Box 7615)

Garbutt QLD 4814

T: +61 7 4727 1900

E: salestvl@brenclosures.com.au

NEW SOUTH WALES

NSW & ACT Sales & Warehouse

Unit 12/100 Belmore Road North

(PO Box 192)

Riverwood NSW 2210

T: +61 2 9915 9555

E: salesnsw@brenclosures.com.au

NEWCASTLE Distribution

109-111 Broadmeadow Road

Broadmeadow NSW 2292

T: +61 2 4961 4433

F: +61 2 4961 2498

VICTORIA

VIC & TAS Sales & Warehouse

50-52 Sunmore Close

Heatherton VIC 3202

T: +61 3 9552 0552

E: salesvic@brenclosures.com.au

TASMANIA Distribution

W P Martin Pty Ltd

85 Elizabeth Street

Launceston TAS 7250

T: +61 3 6331 5545

F: +61 3 6331 4256

SOUTH AUSTRALIA

SA & NT Manufacturing, Sales & Warehouse

505 Grand Junction Road

Wingfield SA 5013

T: +61 8 8417 6222

E: saleswa@brenclosures.com.au

NORTHERN TERRITORY Distribution

Cnr Hidden Valley & Beaton Roads

Berrimah NT 0828

T: +61 8 8947 0870

F: +61 8 8947 0764

WESTERN AUSTRALIA

WA Sales Office & Warehouse

6 Montgomery Way

Malaga WA 6090

T: +61 8 6310 4777

E: saleswa@brenclosures.com.au

NEW ZEALAND

Sales

B&R Enclosures Limited

T: 0800 Enclosures (0800 362 567)

E: sales@brenclosures.co.nz

brenclosures.co.nz

AUCKLAND Distribution

Unit 6/103 Cryers Road

East Tamaki Auckland NZ 2013

T: +64 9 265 2097

F: +64 9 265 2437

E: sales@brenclosures.co.nz

CHRISTCHURCH Distribution

17 Washbournes Road

Wigram Christchurch NZ 8042

T: +64 3 348 0659

F: +64 3 348 4043

E: sales@brenclosures.co.nz

CHINA

Sales

B&R Enclosures (Suzhou) Co. Ltd

E: sales@brenclosures.com.cn

brenclosures.com.cn

SUZHOU

Suzhou Sales Office & Manufacturing

Building 45 Chuangtou Industrial Zone

SIP, Suzhou 215122

PEOPLE'S REPUBLIC OF CHINA

T: +86 512 8718 2139

F: +86 512 8718 2140

E: sales@brenclosures.com.cn

SOUTH EAST ASIA

Sales

B&R Enclosures SDN BHD

E: sales@brenclosures.com.au

brenclosures.com.au

MALAYSIA

Malaysia Sales Office & Manufacturing

No.38-1, Puchong Gateway Square,

Jalan Suria Puchong 4,

Pusat Perniagaan Suria Puchong

47110, Puchong, Selangor, Malaysia

T: +603 8958 3923 or +603 8959 3923

F: +603 8958 3223

E: sales@brenclosures.com.au

MIDDLE EAST

Sales

B&R Gulf

E: sales@brgulf.com.sa

brenclosures.com.sa

DAMMAM

Dammam Sales Office & Manufacturing

Factory No. 119, Modon Buildings

King Salman Road, Industrial Area 3

Dammam, Kingdom of Saudi Arabia

T +96 638 128 691 or +96 650 349 6592

E: sales@brgulf.com.sa