



Main

Range of product	Harmony XB5
Product or component type	Wireless and batteryless transmitter
Device short name	XB5R
Bezel material	Plastic
Transmission frequency	2405 MHz
Level or class	5M00G7W
Antenna type	Omnidirectional

Complementary

Max power consumption in W	1 mW
Number of channels	1
Modulation technique	O-QPSK
Bandwidth	5 MHz
Antenna gain	0 dBi
CAD overall height	144 mm
CAD overall width	56 mm
CAD overall depth	38 mm
Product weight	0.15 kg
Pulling force	45...1000 N
Mechanical robustness	Free fall resistance (test level: 1000 mm) conforming to EN/IEC 60068-2-32
Standards	EN/IEC 60947-1 EN/IEC 60947-5-1 UL 508 CSA C22.2 No 14
Radio agreement	RSS SRRC ICASA ANATEL ARIB T66 FCC
Communication port protocol	Zigbee (green power) at 2.4 GHz conforming to IEEE 802.15.4
Maximum sensing distance	100 m in free field 25 m transmitter in a plastic box type XAL D and receiver in a metal enclosure 300 m transmitter in box type XAL D, receiver in metal enclosure and use relay-antenna
Acquisition time	2 ms
Response time	< 2 ms
Emission power	3 mW
Fixing mode	By screw recommended torque: 1.8...2.2 N.m
Mounting mode	Panel-mounted Between 2 ropes
Operating position	Any position

Environment

ambient air temperature for storage	-40...70 °C
ambient air temperature for operation	-25...70 °C
relative humidity	95 % at 70 °C without condensation
IP degree of protection	IP66 on outdoor conforming to IEC 60529

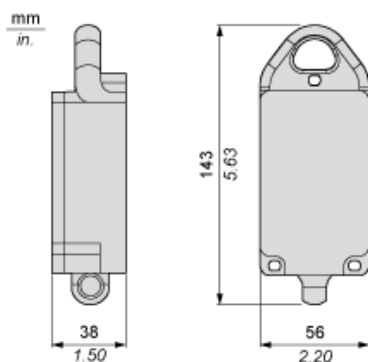
The information provided in this documentation contains general descriptions and/or technical characteristics of the performance of the products contained herein. This documentation is not intended as a substitute for and is not to be used for determining suitability or reliability of these products for specific user applications. It is the duty of any such user or integrator to perform the appropriate and complete risk analysis, evaluation and testing of the products with respect to the relevant specific application or use thereof. Neither Schneider Electric Industries SAS nor any of its affiliates or subsidiaries shall be responsible or liable for misuse of the information contained herein.

NEMA degree of protection	NEMA 4X for outdoor installation
IK degree of protection	IK05 conforming to IEC 50102
mechanical durability	1000000 cycles
shock resistance	25 gn (duration = 6 ms) for 6000 shocks conforming to IEC 60068-2-27 30 gn (duration = 18 ms) for half sine wave acceleration conforming to IEC 60068-2-27 50 gn (duration = 11 ms) for half sine wave acceleration conforming to IEC 60068-2-27
vibration resistance	+/- 10 mm (f = 2...11 Hz) conforming to IEC 60068-2-6 5 gn (f = 11...500 Hz) conforming to IEC 60068-2-6
electromagnetic compatibility	Immunity for industrial environments Radiated emission Electrostatic discharge immunity test (test level: 8 kV - in free air (in insulating parts)) Electrostatic discharge immunity test (test level: 6 kV - on contact (on metal parts)) Susceptibility to electromagnetic fields (test level: 10 V/m - 80...2000 MHz) Susceptibility to electromagnetic fields (test level: 3 V/m - 80...2700 MHz, distance = 20 m)
product certifications	CCC CSA C-Tick GOST UL BT 2006/95/EC
directives	2004/108/EC - electromagnetic compatibility 1999/5/EC - R&TTE directive

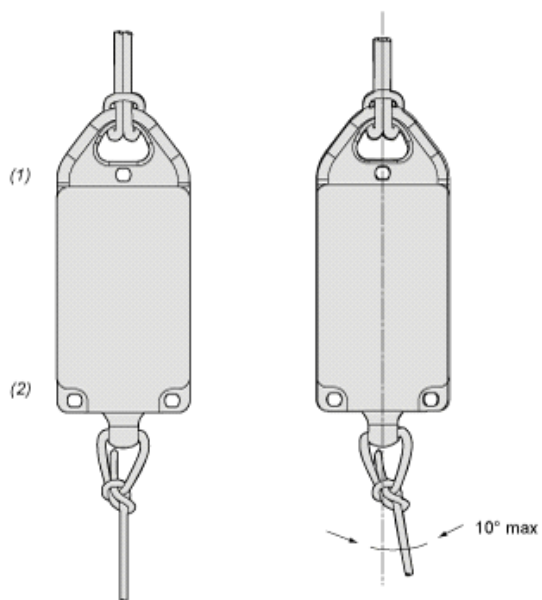
Offer Sustainability

Sustainable offer status	Green Premium product
RoHS (date code: YYWW)	Compliant - since 1246 - Schneider Electric declaration of conformity
REACH	Reference not containing SVHC above the threshold
Product environmental profile	Available
Product end of life instructions	Available

Wireless and Batteryless Rope Pull Switch Transmitter

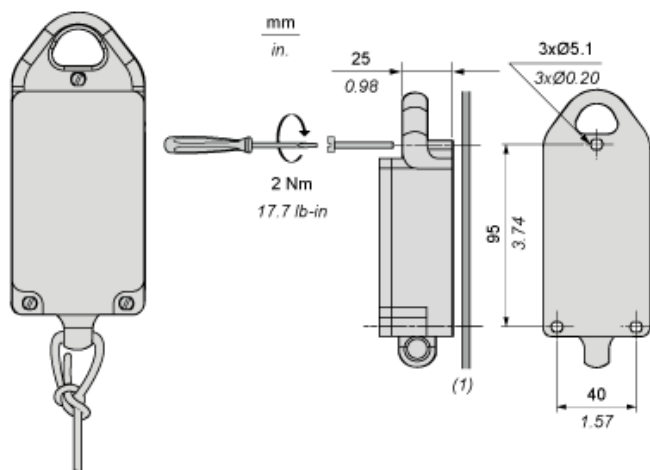


Transmitter Mounting



- (1) HIGH
(2) BOTTOM

Transmitter Mounting on Flat Surface



- (1) Installation on flat surface