


VW3A5106

motor choke - 481 A - for variable speed drive Altivar
- IP00



Main

Product or component type	Motor choke
Range compatibility	Altivar 61 Altivar 71 Altivar 61Q Altivar 71Q Altivar Process ATV600 Altivar Process ATV900
Product specific application	Output filter
[In] rated current	481 A
Product compatibility	ATV61HC16N4 ATV61HC22N4 ATV61HD90M3X ATV71HC16N4 ATV61QC20N4 ATV61QC25N4 ATV71HC20N4 ATV71HC25N4 ATV71QC16N4 ATV71QC20N4 ATV61HC31Y ATV61HC40Y ATV61QC25Y ATV61QC31Y ATV71HC25Y ATV71HC31Y ATV71QC20Y ATV71QC25Y Variable speed drive ATV630 wall mount, motor: 220 kW 380...480 V Variable speed drive ATV930 wall mount, motor: 220 kW 380...480 V
Sale per indivisible quantity	3
Electrical connection	Tag connector 2 x M12

Complementary

Motor cable length	<= 250 m shielded cable P motor 90 kW at 200...240 V <= 300 m unshielded cable P motor 90 kW at 200...240 V <= 250 m shielded cable P motor 160...220 kW at 380...480 V 1 <= 300 m unshielded cable P motor 160...220 kW at 380...480 V 1 <= 150 m shielded cable P motor 250...400 kW at 500...690 V 1 <= 250 m unshielded cable P motor 250...400 kW at 500...690 V 1 <= 250 m shielded cable P motor 250...400 kW at 500...690 V 2 <= 400 m unshielded cable P motor 250...400 kW at 500...690 V 2
DV/dt	500 V/μs max at 400 V 750 V/μs max at 500 V 1000 V/μs max at 690 V
Thermal losses	
Output frequency	100 Hz
Ambient air temperature for operation	-10...50 °C
Product weight	58 kg

Environment

IP degree of protection	IP00 IP20 (with kits VW3A9612,613)
ambient air temperature for storage	-25...70 °C

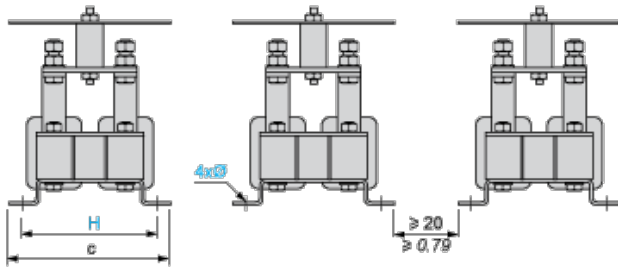
The information provided in this documentation contains general descriptions and/or technical characteristics of the performance of the products contained herein. This documentation is not intended as a substitute for and is not to be used for determining suitability or reliability of these products for specific user applications. It is the duty of any such user or integrator to perform the appropriate and complete risk analysis, evaluation and testing of the products with respect to the relevant specific application or use thereof. Neither Schneider Electric Industries SAS nor any of its affiliates or subsidiaries shall be responsible or liable for misuse of the information contained herein.

Dimensions

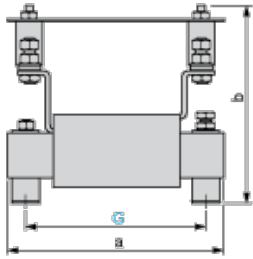
Front View

The choke comprise 3 components

$\frac{\text{mm}}{\text{in.}}$



Right View

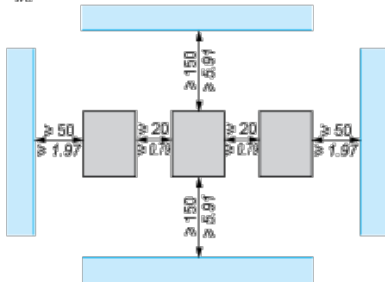


a	b	c	G	H	Ø
245	250	200	225	175	9 x 13
9.65	9.84	7.87	8.86	6.89	0.35 x 0.51

Mounting Recommendations

Horizontal mounting

$\frac{\text{mm}}{\text{in.}}$



Vertical mounting

$\frac{\text{mm}}{\text{in.}}$

