

Product Environmental Profile

Modular contactor





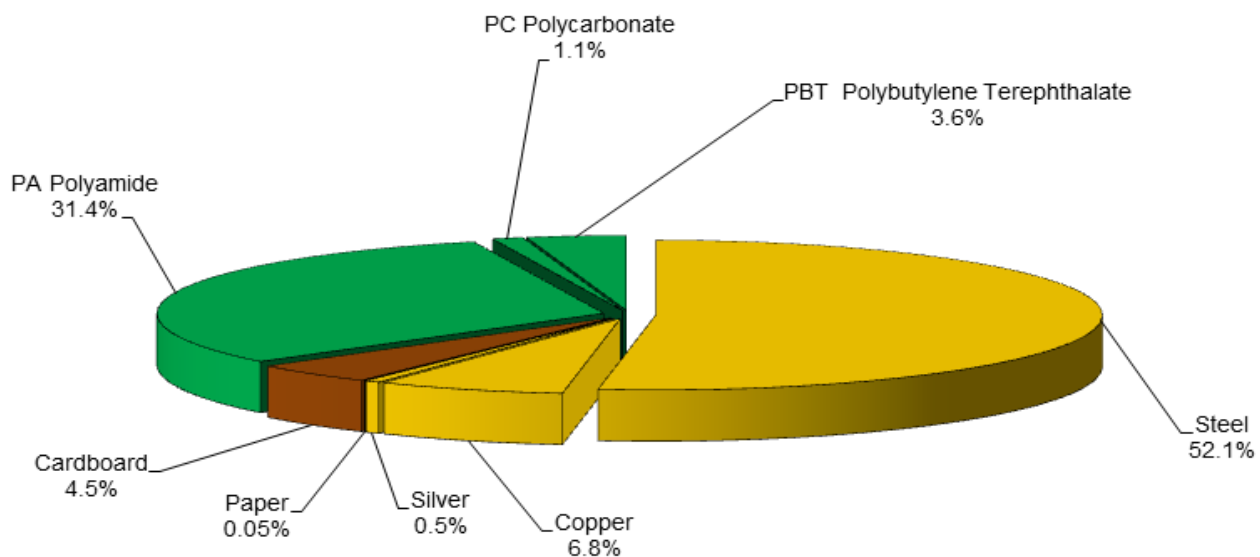
General information

Representative product	Modular contactor -A9C20732
Description of the product	control the appliance and load shedding of non-priority circuits
Functional unit	Switch on and off during 20 years electrical power supply of a downstream installation with an electrical and/or mechanical control. The functional unit is characterized by a type 2P, a control circuit voltage 230V, a power circuit voltage 250V and a maximum allowed intensity by the power circuit 25A.



Constituent materials

Reference product mass	112.95 g including the product, its packaging and additional elements and accessories
------------------------	---



Substance assessment

Products of this range are designed in conformity with the requirements of the RoHS directive (European Directive 2011/65/EU of 8 June 2011) and do not contain, or only contain in the authorised proportions, lead, mercury, cadmium, hexavalent chromium or flame retardants (polybrominated biphenyls - PBB, polybrominated diphenyl ethers - PBDE) as mentioned in the Directive

As the products of the range are designed in accordance with the RoHS Directive (European Directive 2002/95/EC of 27 January 2003), they can be incorporated without any restriction in an assembly or an installation subject to this Directive.

Details of ROHS and REACH substances information are available on the Schneider-Electric Green Premium website

<http://www2.schneider-electric.com/sites/corporate/en/products-services/green-premium/green-premium.page>



Additional environmental information

The Modular contactor presents the following relevant environmental aspects

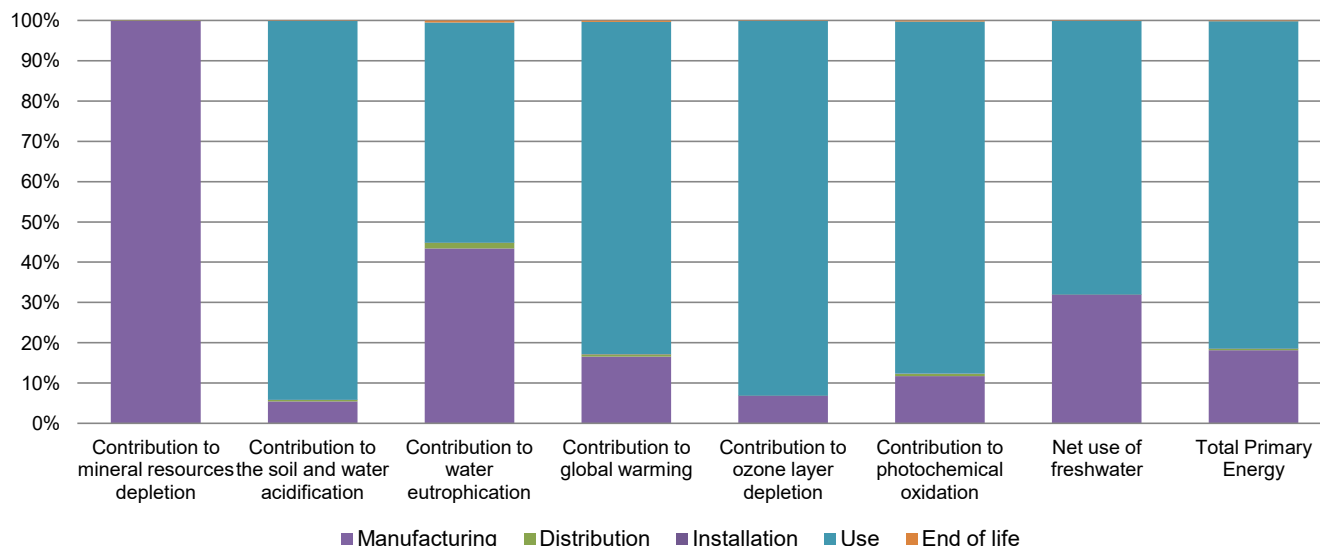
Manufacturing	Manufactured at a Schneider Electric production site ISO14001 certified
Distribution	Weight and volume of the packaging optimized, based on the European Union's packaging directive Packaging weight is 4.9 g, consisting of paper (0.05g) and cardboard (4.9 g). Product distribution optimised by setting up local distribution centres
Installation	Reference A9C20732 does not require any installation operations.
Use	The product does not require special maintenance operations.
End of life	End of life optimized to decrease the amount of waste and allow recovery of the product components and materials No special end-of-life treatment required. According to countries' practices this product can enter the usual end-of-life treatment process. Recyclability potential: 57% Based on "ECO'DEEE recyclability and recoverability calculation method" (version V1, 20 Sep. 2008 presented to the French Agency for Environment and Energy Management: ADEME).



Environmental impacts

Reference life time	20 years			
Product category	Passive products - non-continuous operation			
Installation elements	No special components needed			
Use scenario	Product dissipation is 0.108 W full load, loading rate is 30% and service uptime percentage is 30%			
Geographical representativeness	Europe			
Technological representativeness	control the appliance and load shedding of non-priority circuits			
Energy model used	Manufacturing	Installation	Use	End of life
	Energy model used: France	Electricity Mix; AC; consumption mix, at consumer; < 1kV; EU-27	Electricity Mix; AC; consumption mix, at consumer; < 1kV; EU-27	Electricity Mix; AC; consumption mix, at consumer; < 1kV; EU-27

Compulsory indicators		Modular contactor - A9C20732					
Impact indicators	Unit	Total	Manufacturing	Distribution	Installation	Use	End of Life
Contribution to mineral resources depletion	kg Sb eq	6,14E-04	6,14E-04	0*	0*	1,53E-07	0*
Contribution to the soil and water acidification	kg SO ₂ eq	2,70E-02	1,47E-03	1,06E-04	0*	2,53E-02	3,12E-05
Contribution to water eutrophication	kg PO ₄ ³⁻ eq	1,74E-03	7,55E-04	2,44E-05	3,52E-07	9,50E-04	8,49E-06
Contribution to global warming	kg CO ₂ eq	4,06E+00	6,74E-01	2,26E-02	4,73E-04	3,35E+00	1,54E-02
Contribution to ozone layer depletion	kg CFC11 eq	8,75E-07	6,00E-08	0*	0*	8,14E-07	6,98E-10
Contribution to photochemical oxidation	kg C ₂ H ₄ eq	1,37E-03	1,61E-04	7,64E-06	1,56E-07	1,20E-03	3,28E-06
Resources use	Unit	Total	Manufacturing	Distribution	Installation	Use	End of Life
Net use of freshwater	m ³	1,29E-02	4,12E-03	2,02E-06	0*	8,74E-03	1,39E-05
Total Primary Energy	MJ	8,35E+01	1,51E+01	3,19E-01	0*	6,79E+01	1,69E-01




Optional indicators		Modular contactor - A9C20732					
Impact indicators	Unit	Total	Manufacturing	Distribution	Installation	Use	End of Life
Contribution to fossil resources depletion	MJ	4,35E+01	8,48E+00	3,17E-01	6,69E-03	3,45E+01	1,39E-01
Contribution to air pollution	m³	2,32E+02	8,62E+01	1,06E+00	5,24E-02	1,44E+02	1,10E+00
Contribution to water pollution	m³	1,73E+02	2,75E+01	3,71E+00	5,60E-02	1,41E+02	1,30E+00
Resources use	Unit	Total	Manufacturing	Distribution	Installation	Use	End of Life
Use of secondary material	kg	3,07E-02	3,07E-02	0*	0*	0*	0*
Total use of renewable primary energy resources	MJ	5,00E+00	1,39E-01	0*	0*	4,86E+00	0*
Total use of non-renewable primary energy resources	MJ	7,85E+01	1,50E+01	3,18E-01	8,11E-03	6,30E+01	1,69E-01
Use of renewable primary energy excluding renewable primary energy used as raw material	MJ	4,99E+00	1,29E-01	0*	0*	4,86E+00	0*
Use of renewable primary energy resources used as raw material	MJ	9,85E-03	9,85E-03	0*	0*	0*	0*
Use of non renewable primary energy excluding non renewable primary energy used as raw material	MJ	7,75E+01	1,39E+01	3,18E-01	8,11E-03	6,30E+01	1,69E-01
Use of non renewable primary energy resources used as raw material	MJ	1,05E+00	1,05E+00	0*	0*	0*	0*
Use of non renewable secondary fuels	MJ	0,00E+00	0*	0*	0*	0*	0*
Use of renewable secondary fuels	MJ	0,00E+00	0*	0*	0*	0*	0*
Waste categories	Unit	Total	Manufacturing	Distribution	Installation	Use	End of Life
Hazardous waste disposed	kg	2,49E+00	2,33E+00	0*	9,91E-03	0*	1,49E-01
Non hazardous waste disposed	kg	1,26E+01	9,54E-02	0*	0*	1,25E+01	0*
Radioactive waste disposed	kg	1,03E-02	6,08E-05	0*	0*	1,02E-02	0*
Other environmental information	Unit	Total	Manufacturing	Distribution	Installation	Use	End of Life
Materials for recycling	kg	6,81E-02	8,65E-03	0*	0*	0*	5,95E-02
Components for reuse	kg	0,00E+00	0*	0*	0*	0*	0*
Materials for energy recovery	kg	2,12E-03	2,69E-04	0*	0*	0*	1,85E-03
Exported Energy	MJ	0,00E+00	0*	0*	0*	0*	0*

* represents less than 0.01% of the total life cycle of the reference flow

Life cycle assessment performed with EIME version EIME v5.5, database version 2015-04.

The use phase is the life cycle phase which has the greatest impact on the majority of environmental indicators (based on compulsory indicators).

Please note that the values given above are only valid within the context specified and cannot be used directly to draw up the environmental assessment of an installation.

Registration N°	SCHN-00144-V01.01-EN	Drafting rules	PCR-ed3-EN-2015 04 02
Verifier accreditation N°	VH08	Supplemented by	PSR-0005-ed2-EN -2012 12 11
Date of issue	12-2016	Information and reference documents	www.pep-ecopassport.org
		Validity period	5 years
Independent verification of the declaration and data, in compliance with ISO 14025 : 2010			
Internal	External X		
The PCR review was conducted by a panel of experts chaired by Philippe Osset (SOLINNEN)			
The elements of the present PEP cannot be compared with elements from another program.			
Document in compliance with ISO 14025 : 2010 « Environmental labels and declarations. Type III environmental declarations »			

Schneider Electric Industries SAS

Country Customer Care Center:

<http://www2.schneiderelectric.com/sites/corporate/en/support/operations/local-operations/local-operations.page>

35, rue Joseph Monier

CS 30323

F- 92506 Rueil Malmaison Cedex

RCS Nanterre 954 503 439

Capital social 896 313 776 €

www.schneider-electric.com

Published by Schneider Electric

SCHN-00144-V01.01-EN

© 2015 - Schneider Electric – All rights reserved

12-2016