


# ELECTRA CABLES




(Aust.) Pty. Limited

A.C.N. 056 024 385  
A.B.N. 38 056 024 385

## XLPE Aerial Bundle Cable

0.6/1 kV XLPE insulated,  
Aluminium cable



**Application:** For aerial reticulation to residential and rural areas where reliability, safety and low installation costs are required. Reduction of bushfire hazards and frequency tree lopping in unclear areas. Incorporates UV stabilization for continuous exposure to sunlight.

**Conductor:** Aluminium

**Insulation:** X-90 XLPE Black

**Standard:** AS/NZS 3560:1

**Normal Operating Temperature:** 90°C

### Cable Specifications:

Electra Cables Code	Conductor		Insulation Thickness mm	Nom. Dia. Over Insulation mm	Diameter over laid up cores	Min. Bending Radius mm	Approx. mass kg/100m
	mm <sup>2</sup>	No./mm					
<b>2 Core</b>							
ABC2160	16	7/1.70	1.3	7.4	14.8	95	13
ABC2250	25	7/2.14	1.3	8.6	17.2	110	19
ABC2350	35	7/2.52	1.3	9.6	19.3	125	25
ABC2500	50	7/2.96	1.5	11.2	22.3	145	34
ABC2950	95	19/2.52	1.7	14.9	29.8	285	64
<b>3 Core</b>							
ABC3250	25	7/2.14	1.3	8.6	18.5	120	29
ABC3350	35	7/2.52	1.3	9.6	20.8	135	37
ABC3500	50	7/2.96	1.5	11.2	24.1	155	50
<b>4 Core</b>							
ABC4160	16	7/1.70	1.3	7.4	17.8	95	27
ABC4250	25	7/2.14	1.3	8.6	20.8	135	38
ABC4350	35	7/2.52	1.3	9.6	23.2	150	50
ABC4500	50	7/2.96	1.5	11.2	27.0	160	67
ABC4700	70	19/2.14	1.5	12.8	30.8	285	93
ABC4950	95	19/2.52	1.7	14.9	36.0	345	127
ABC41200	120	19/2.90	1.7	16.3	39.3	380	156
ABC41500	150	19/3.16	1.7	17.7	42.8	410	188


Some items are subject to minimum order Quantity. Please contact our sales team for details



Quality ISO 9001  
Certified System

**Note:** Other types or other lengths of the above cables can be manufactured according to customers specifications.

# ELECTRA CABLES



(Aust.) Pty. Limited

A.C.N. 056 024 385  
A.B.N. 38 056 024 385

## Performance Data

Conductor Nom. Area mm <sup>2</sup>	Current Rating (a) Unenclosed in air	3 Phase Voltage drop mV/A.m (b)	Positive Sequence Reactance Ω/km	Max. Cond DC Resistance @20°C ohms/km	Fault current rating for 1s kA	Minimum Breaking Load kN	Max. Working Tension kN
<b>2 Core</b>							
16	78	4.75	0.094	1.91	1.4	4.4	1.23
25	105	2.99	0.089	1.20	2.2	7.0	1.96
35	125	2.16	0.086	0.868	3.1	9.8	2.74
50	150	1.60	0.086	0.641	4.1	14.0	3.92
95	230	0.812	0.080	0.320	8.3	26.6	7.45
<b>3 Core</b>							
25	97	2.99	0.089	1.20	2.2	10.5	2.94
35	120	2.16	0.086	0.868	3.1	14.7	4.12
50	140	1.60	0.086	0.641	4.1	21.0	5.88
<b>4 Core</b>							
16	74	4.11	0.107	1.91	1.4	8.8	2.46
25	97	2.59	0.102	1.19	2.2	14.0	3.92
35	120	1.87	0.0982	0.869	3.1	19.6	5.49
50	140	1.39	0.0924	0.642	4.1	28.0	7.84
70	175	0.966	0.0893	0.443	6.0	39.2	11.0
95	215	0.706	0.0868	0.320	8.3	53.2	14.9
120	250	0.565	0.0844	0.253	10.5	67.2	18.8
150	280	0.468	0.0844	0.207	12.9	84.0	23.5

(k) Based on 40°C ambient air temperature, 1000W/m<sup>2</sup> solar radiation, 1 m/s wind

(l) For single phase voltage drop, multiply by 1.155.



**Note:** Other types or other lengths of the above cables can be manufactured according to customers specifications.