


Product Environmental Profile

PANEL BASIC 19" 1U 24RJ45 MODULAR JACK STP





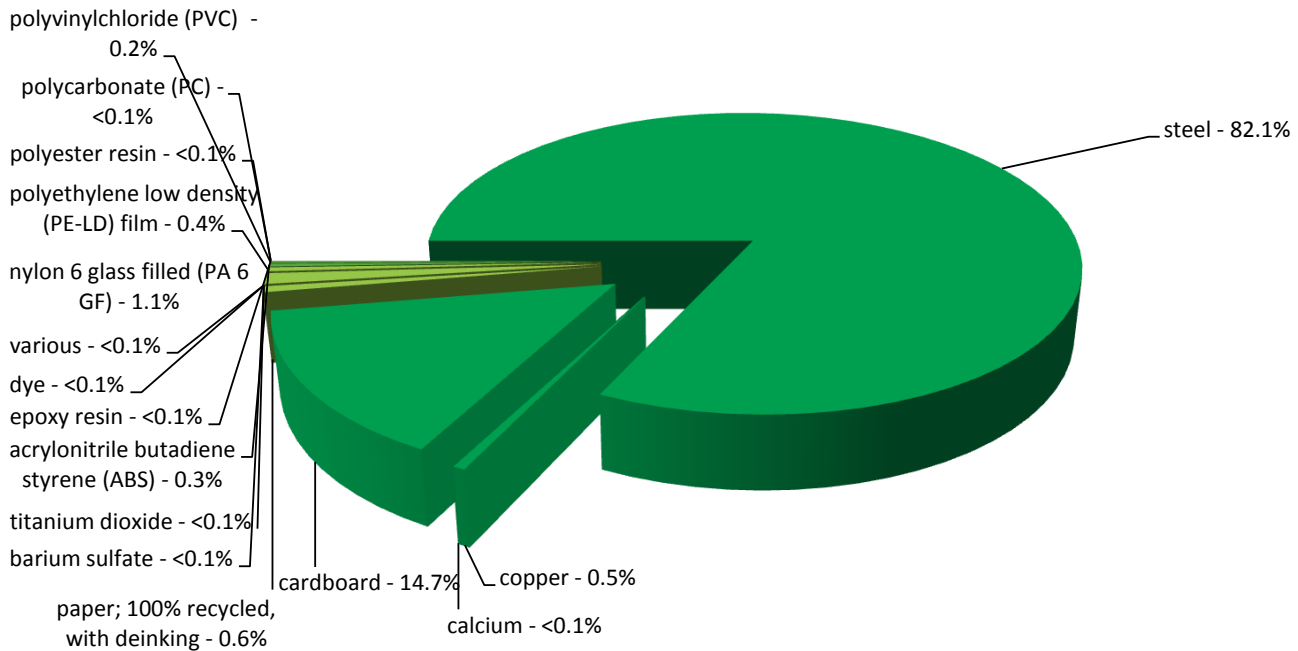
General information

Representative product	PANEL BASIC 19" 1U 24RJ45 MODULAR JACK STP -VDIG017241B
Description of the product	The main purpose of the Actassi RJ45 Modular Jack Patch panel is to support copper cable terminations within a 19" frame.
Functional unit	Actassi Modular Jack B131U panels allows to support the 24 Ethernet cable with RJ45 connectors, This product is only available in a shielded version. The panel is without Modular Jack connectors and provided with cage nuts and a rear cable manager.



Constituent materials

Reference product mass	999.16 including the product, its packaging and additional elements and accessories
-------------------------------	---



Substance assessment

Products of this range are designed in conformity with the requirements of the RoHS directive (European Directive 2011/65/EU of 8 June 2011) and do not contain, or only contain in the authorised proportions, lead, mercury, cadmium, hexavalent chromium or flame retardants (polybrominated biphenyls - PBB, polybrominated diphenyl ethers - PBDE) as mentioned in the Directive

As the products of the range are designed in accordance with the RoHS Directive (European Directive 2002/95/EC of 27 January 2003), they can be incorporated without any restriction in an assembly or an installation subject to this Directive.

Details of ROHS and REACH substances information are available on the Schneider-Electric Green Premium website

<http://www2.schneider-electric.com/sites/corporate/en/products-services/green-premium/green-premium.page>

Additional environmental information

The PANEL BASIC 19" 1U 24RJ45 MODULAR JACK STP presents the following relevant environmental aspects

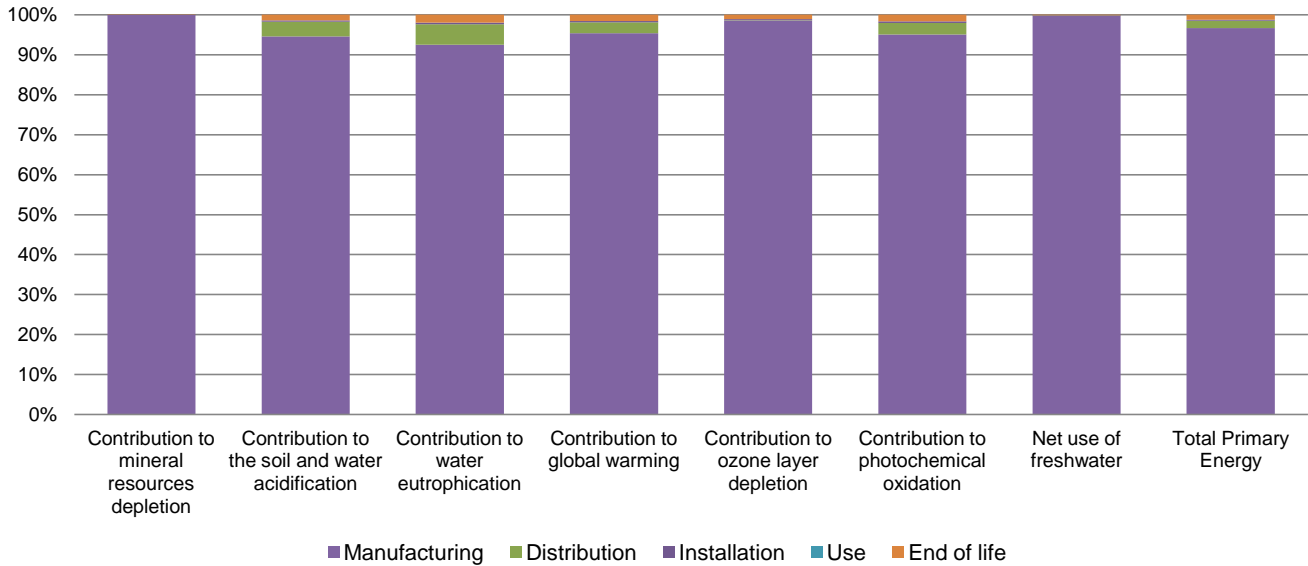
Manufacturing	Manufactured at a Schneider Electric production site ISO14001 certified
Distribution	Weight and volume of the packaging optimized, based on the European Union's packaging directive Packaging weight is 149.4 g, consisting of cardboard (93.72%), Paper (3.53%), Polyethylene low density (PE-LD) film (2.74%) Product distribution optimised by setting up local distribution centres
Installation	0
Use	The product does not require special maintenance operations.
End of life	End of life optimized to decrease the amount of waste and allow recovery of the product components and materials No special end-of-life treatment required. According to countries' practices this product can enter the usual end-of-life treatment process. Recyclability potential: 93% Based on Eco'DEEE method

Environmental impacts

Reference life time	20 years			
Product category	Enclosures			
Installation elements	No special components needed			
Use scenario	This product does not have any energy consumption			
Geographical representativeness	France			
Technological representativeness	The main purpose of the Actassi RJ45 Modular Jack Patch panel is to support copper cable terminations within a 19" frame.			
Energy model used	Manufacturing	Installation	Use	End of life
	Energy model used: CHINA	Electricity Mix; AC; consumption mix, at consumer; 230V; FR	Electricity Mix; AC; consumption mix, at consumer; 230V; FR	Electricity Mix; AC; consumption mix, at consumer; 230V; FR

Compulsory indicators		PANEL BASIC 19" 1U 24RJ45 MODULAR JACK STP - VDIG017241B					
Impact indicators	Unit	Total	Manufacturing	Distribution	Installation	Use	End of Life
Contribution to mineral resources depletion	kg Sb eq	9.58E-04	9.58E-04	0*	0*	0*	0*
Contribution to the soil and water acidification	kg SO ₂ eq	1.61E-02	1.52E-02	5.99E-04	4.48E-05	0*	2.30E-04
Contribution to water eutrophication	kg PO ₄ ³⁻ eq	2.70E-03	2.50E-03	1.38E-04	1.06E-05	0*	5.46E-05
Contribution to global warming	kg CO ₂ eq	4.80E+00	4.58E+00	1.31E-01	1.44E-02	0*	7.66E-02
Contribution to ozone layer depletion	kg CFC11 eq	4.35E-07	4.28E-07	2.66E-10	1.17E-09	0*	4.78E-09
Contribution to photochemical oxidation	kg C ₂ H ₄ eq	1.46E-03	1.39E-03	4.27E-05	4.71E-06	0*	2.49E-05

Resources use	Unit	Total	Manufacturing	Distribution	Installation	Use	End of Life
Net use of freshwater	m3	5.88E-02	5.87E-02	1.17E-05	1.75E-05	0*	9.18E-05
Total Primary Energy	MJ	1.01E+02	9.71E+01	1.85E+00	2.45E-01	0*	1.29E+00




Optional indicators	PANEL BASIC 19" 1U 24RJ45 MODULAR JACK STP - VDIG017241B						
Impact indicators	Unit	Total	Manufacturing	Distribution	Installation	Use	End of Life
Contribution to fossil resources depletion	MJ	5.98E+01	5.67E+01	1.84E+00	2.02E-01	0*	1.06E+00
Contribution to air pollution	m³	1.39E+03	1.38E+03	5.58E+00	1.58E+00	0*	8.20E+00
Contribution to water pollution	m³	3.26E+02	2.94E+02	2.16E+01	1.69E+00	0*	8.80E+00
Resources use	Unit	Total	Manufacturing	Distribution	Installation	Use	End of Life
Use of secondary material	kg	6.02E-03	6.02E-03	0*	0*	0*	0*
Total use of renewable primary energy resources	MJ	3.36E+00	3.35E+00	2.47E-03	0*	0*	1.30E-03
Total use of non-renewable primary energy resources	MJ	9.72E+01	9.38E+01	1.85E+00	2.45E-01	0*	1.28E+00
Use of renewable primary energy excluding renewable primary energy used as raw material	MJ	8.37E-01	8.33E-01	2.47E-03	2.43E-04	0*	1.30E-03
Use of renewable primary energy resources used as raw material	MJ	2.52E+00	2.52E+00	0*	0*	0*	0*
Use of non renewable primary energy excluding non renewable primary energy used as raw material	MJ	9.65E+01	9.31E+01	1.85E+00	2.45E-01	0*	1.28E+00
Use of non renewable primary energy resources used as raw material	MJ	6.85E-01	6.85E-01	0*	0*	0*	0*
Use of non renewable secondary fuels	MJ	0.00E+00	0*	0*	0*	0*	0*
Use of renewable secondary fuels	MJ	0.00E+00	0*	0*	0*	0*	0*
Waste categories	Unit	Total	Manufacturing	Distribution	Installation	Use	End of Life
Hazardous waste disposed	kg	7.70E+01	7.59E+01	0*	2.96E-01	0*	8.58E-01
Non hazardous waste disposed	kg	2.54E+00	2.53E+00	4.66E-03	6.70E-04	0*	3.58E-03
Radioactive waste disposed	kg	1.15E-03	1.15E-03	3.32E-06	1.10E-06	0*	5.49E-06
Other environmental information	Unit	Total	Manufacturing	Distribution	Installation	Use	End of Life
Materials for recycling	kg	7.51E-01	0*	0*	3.69E-03	0*	7.48E-01
Components for reuse	kg	0.00E+00	0*	0*	0*	0*	0*
Materials for energy recovery	kg	7.18E-04	0*	0*	4.10E-05	0*	6.77E-04
Exported Energy	MJ	0.00E+00	0*	0*	0*	0*	0*

* represents less than 0.01% of the total life cycle of the reference flow

Life cycle assessment performed with EIME version EIME v5.5, database version 2015-04.

The manufacturing phase is the life cycle phase which has the greatest impact on the majority of environmental indicators (based on compulsory indicators).

Please note that the values given above are only valid within the context specified and cannot be used directly to draw up the environmental assessment of an installation.

Registration N°	SCHN-2016-006	Drafting rules	PCR-ed3-EN-2015 04 02
Verifier accreditation N°	0	Information and reference documents	www.pep-ecopassport.org
Date of issue	2/8/2016	Validity period	5 years
Independent verification of the declaration and data, in compliance with ISO 14025 : 2010			
Internal	X	External	
The PCR review was conducted by a panel of experts chaired by Philippe Osset (SOLINNEN)			
The elements of the present PEP cannot be compared with elements from another program.			
Document in compliance with ISO 14025 : 2010 « Environmental labels and declarations. Type III environmental declarations »			

Schneider Electric Industries SAS

35, rue Joseph Monier
CS 30323
F- 92506 Rueil Malmaison Cedex
RCS Nanterre 954 503 439
Capital social 896 313 776 €

www.schneider-electric.com

SCHN-2016-006

Published by Schneider Electric

© 2015 - Schneider Electric – All rights reserved

2/8/2016