



General Purpose Enclosures



Forte FR General Purpose Enclosures - IP65

Index

[Dimension Sheet](#)

[Catalogue Information](#)

[Leaflet](#)

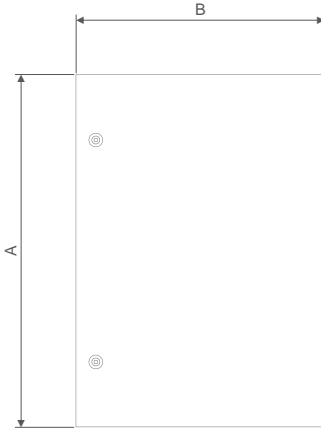
Web Links

[Forte FR Information Page](#)

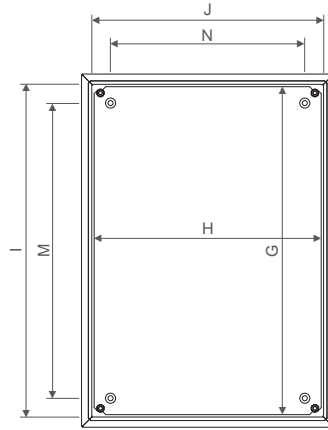
[Ask a question / Send us an enquiry](#)

[Information about B&R](#)

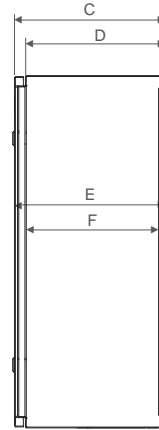
[Local Sales Team Phone Numbers](#)



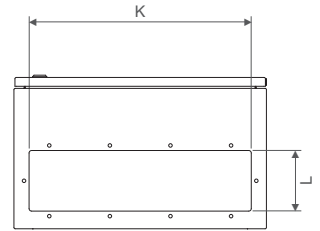
Front View



Front View With Internals



Side View With Internals



Bottom View

Dimensions (mm)

Catalogue No.	External				Internal Depth		Mounting Pan		Opening Size		Gland Plate		Fixing Centres			No of fixing points	No of Locks
	A	B	C	D	E	F	G	H	I	J	K	L	M	N	O		
FR030212	300	200	120	98	116	71	250	150	265	165	-	-	185	85	-	4	1
FR030215	300	200	150	128	146	101	250	150	265	165	-	-	185	85	-	4	1
FR030315	300	300	150	128	146	101	250	250	265	265	-	-	185	185	-	4	1
FR040315	400	300	150	128	146	101	350	250	365	265	-	-	285	185	-	4	1
FR030415	300	400	150	128	146	101	250	350	265	365	-	-	185	285	-	4	1
FR030320	300	300	200	178	196	151	250	250	265	265	250	120	185	185	-	4	1
FR030420	300	400	200	178	196	151	250	350	265	365	250	120	185	285	-	4	1
FR040320	400	300	200	178	196	151	350	250	365	265	250	120	285	185	-	4	1
FR040420	400	400	200	178	196	151	350	350	365	365	250	120	285	285	-	4	1
FR050320	500	300	200	178	196	151	450	250	465	265	250	120	385	185	-	4	1
FR050420	500	400	200	178	196	151	450	350	465	365	250	120	385	285	-	4	1
FR050520	500	500	200	178	196	151	450	450	465	465	440	120	385	385	-	4	1
FR060320	600	300	200	178	196	151	550	250	565	265	250	120	485	185	-	4	1
FR060420	600	400	200	178	196	151	550	350	565	365	250	120	485	285	-	4	1
FR060620	600	600	200	178	196	151	550	550	565	565	440	120	485	485	-	4	1
FR070420	700	400	200	178	196	151	650	350	665	365	250	120	585	285	-	4	2
FR080620	800	600	200	178	196	151	750	550	765	565	440	120	685	485	-	4	2
FR040430	400	400	300	278	296	251	350	350	365	365	250	120	285	285	-	4	1
FR050530	500	500	300	278	296	251	450	450	465	465	440	120	385	385	-	4	1
FR060430	600	400	300	278	296	251	550	350	565	365	250	120	485	285	-	4	1
FR060630	600	600	300	278	296	251	550	550	565	565	440	120	485	485	-	4	1
FR080630	800	600	300	278	296	251	750	550	765	565	440	120	685	485	-	4	2
FR100630	1000	600	300	278	296	251	950	550	965	565	440	120	885	485	442.5	6	2
FR120630	1200	600	300	278	296	251	1150	550	1165	565	440	120	1085	485	542.5	6	2
FR100830	1000	800	300	278	296	251	950	750	965	765	440	120	885	685	442.5	6	2
FR120830	1200	800	300	278	296	251	1150	750	1165	765	440	120	1085	685	542.5	6	2
FR100840	1000	800	400	378	396	351	950	750	965	765	440	120	885	685	442.5	6	2
FR120840	1200	800	400	378	396	351	1150	750	1165	765	440	120	1085	685	542.5	6	2



Forte FR

General Purpose Enclosures – IP65

brenclosures.com.au/fr.htm

Q3 2011
Release

Features

- 110° door opening
- Punched holes on rear for wall mounting
- Galvanised steel mounting pan
- Approvals
 - CE marked
 - Lloyds
- Materials
 - Body – carbon steel
 - Body thickness – 1.2/1.6mm
 - Gasket – FIP polyurethane
- Surface finish – powdercoated RAL7035
- Protection rating – IP65




The Forte FR is a range of targeted, general purpose enclosures often used to house switchgear or components in a variety of applications. This range is manufactured from carbon steel and is the off-the-shelf enclosure within the Universal NI range.

Inclusions


- Wall mount brackets
- 2mm steel mounting pan
- Gland plate (200mm deep and above)
- 7mm square turnbuckle lock (NI020)
- Earth strap kit



Seal



Hinge



Internals

Selection Guide

Catalogue No.	Dimensions (mm)					Mounting Pan (mm)				
	Height	Width	Depth	Usable Depth	Thk.	Height	Width	Fixing points*	No of locks	Weight (kg)
FR030212	300	200	120	100	1.2	250	150	4	1	3.7
FR030215	300	200	150	130	1.2	250	150	4	1	3.9
FR030315	300	300	150	130	1.2	250	250	4	1	5.3
FR040315	400	300	150	130	1.2	350	250	4	1	6.7
FR030415	300	400	150	130	1.2	250	350	4	1	6.7
FR030320	300	300	200	180	1.6	250	250	4	1	6.5
FR040320	400	300	200	180	1.6	350	250	4	1	7.5
FR050320	500	300	200	180	1.6	450	250	4	1	9.0
FR060320	600	300	200	180	1.6	550	250	4	1	13.0
FR030420	300	400	200	180	1.6	250	350	4	1	7.4
FR040420	400	400	200	180	1.6	350	350	4	1	11.8
FR050420	500	400	200	180	1.6	450	350	4	1	14.3
FR060420	600	400	200	180	1.6	550	350	4	1	16.7
FR070420	700	400	200	180	1.6	650	350	4	2	17.1
FR050520	500	500	200	180	1.6	450	450	4	2	17.0
FR060620	600	600	200	180	1.6	550	550	4	1	23.2
FR080620	800	600	200	180	1.6	750	550	4	1	29.9
FR040430	400	400	300	280	1.6	350	350	4	1	14.1
FR060430	600	400	300	280	1.6	550	350	4	1	19.5
FR050530	500	500	300	280	1.6	450	450	4	2	19.9
FR060630	600	600	300	280	1.6	550	550	4	2	26.6
FR080630	800	600	300	280	1.6	750	550	4	2	33.9
FR100630	1000	600	300	280	1.6	950	550	6	2	41.2
FR120630	1200	600	300	280	1.6	1150	550	6	2	42.0
FR100830#	1000	800	300	280	1.6	950	750	6	2	51.8
FR120830#	1200	800	300	280	1.6	1150	750	6	2	61.0
FR100840#	1000	800	400	380	1.6	950	750	6	2	63.0
FR120840#	1200	800	400	380	1.6	1150	750	6	2	65.0

* Suits M8 fixing

Vertical door rail option

Horizontal or vertical door rail option

Accessories



Product	Description	Catalogue No.
Vent kit – external – zinc coated steel (RAL7035)	130x130mm	IPVK/LG



General Purpose Accessories

Locks, Touch Up Paint & General Accessories

Standard Locks on General Purpose Enclosures

Enclosure	 Steel	 Stainless steel
Forte FR	NI020 – chromed steel with 7mm square steel insert	NI020/PS – Black powdercoated lock with 7mm square stainless steel insert
Universal NI		

Lock Options for General Purpose Metal Enclosures

Product	Description	Catalogue No.	Standard Lock/Insert	Alternative insert	Keys		
					Lockable handles	Plastic, 3-way	Aluminium, 3-way
Turnbuckle	chromed steel	NI020	7mm square – steel	See below		SKU	SKZ
	powdercoated	NI020/PS	7mm square – stainless steel	See below		SKU	SKZ
	stainless steel	NI020/S	7mm square – stainless steel	See below		SKU	SKZ
		NI028S/S	8mm square slotted – stainless steel	See below			SK8
Wing knob	lockable	NI030	Key code 92268		SK3		
	non-lockable	NI111	–				
T handle	lockable	NI040	Key code 92268		SK3		
L handle	lockable	NI050	Key code 92268		SK3		
	padlockable – steel	NI052	–				
	padlockable – stainless steel	NI052/S	–				
Dust Cap	plastic	NI020/DC	to suit NI020				

Lock Inserts for NI020 Locks

To suit lock style	Description	To suit lock	Standard Insert	3mm double bit pin		8mm square		8mm square slotted	8mm triangle	
				Steel	Stainless Steel	Steel	Stainless Steel	Stainless Steel	Steel	Stainless Steel
Turnbuckle	chromed steel	NI020	7mm square – steel	LKINS3P		LKINS8S		LKINS8SS/S	LKINS8T	
	powdercoated with SS insert	NI020/PS	7mm square – stainless steel		LKINS3P/S		LKINS8S/S	LKINS8SS/S		LKINS8T/S
	stainless steel	NI020/S	7mm square – stainless steel		LKINS3P/S		LKINS8S/S	LKINS8SS/S		LKINS8T/S
Key required – aluminium			SKZ	SKZ	SKZ	SK8	SK8	SK8	SKZ	SKZ
Key required – plastic			SKU	SKU	SKU				SKU	SKU



Touch Up Paint

Product	Description	Catalogue No.
Pebble Grey – RAL7032	300g	TUP/P20
Light Grey – RAL7035	150g	TUP/P29
Mist Blue – B33	150g	TUP/P23
Orange – X15	150g	TUP/P24

General Accessories

Product	Catalogue No.	To suit enclosures
Earth strap kit	ECESK	All

Introduction

General Purpose

Special Purpose

Multiple Applications

Hazardous Areas

Data & Communications


Ancillary Items

Technical Drawings

Technical Information

General Purpose Enclosures

IP65



OVERVIEW

The Forte FR is a range of general purpose enclosures often used to house switchgear or components in a variety of applications.

This range is manufactured from carbon steel and has been designed to be wall-mounted quickly and easily.

MATERIALS

Body: Carbon steel
 Body Thickness: 1.2mm / 1.6mm
 Gasket: FIP Polyurethane
 Surface Finish: Powdercoated RAL7035

APPLICATION

Typical installations are for industrial automation and process control applications.

FEATURES

- IP65 protection rating
- Easy access with 110° door opening
- 2mm steel mounting pan
- Punched holes on rear for wall-mounting
- Foamed in place polyurethane gasket

Catalogue No.	Dimensions (mm)					Mounting Pan (mm)				
	Height	Width	Depth	Usable Depth	Thk.	Height	Width	Fixing Points*	No. of locks	Weight (kg)
FR030212	300	200	120	100	1.2	250	150	4	1	3.7
FR030215	300	200	150	130	1.2	250	150	4	1	3.9
FR030315	300	300	150	130	1.2	250	250	4	1	5.3
FR040315	400	300	150	130	1.2	350	250	4	1	6.7
FR030415	300	400	150	130	1.2	250	350	4	1	6.7
FR030320	300	300	200	180	1.6	250	250	4	1	6.5
FR040320	400	300	200	180	1.6	350	250	4	1	7.5
FR050320	500	300	200	180	1.6	450	250	4	1	9.0
FR060320	600	300	200	180	1.6	550	250	4	1	13.0
FR030420	300	400	200	180	1.6	250	350	4	1	7.4
FR040420	400	400	200	180	1.6	350	350	4	1	11.8
FR050420	500	400	200	180	1.6	450	350	4	1	14.3
FR060420	600	400	200	180	1.6	550	350	4	1	16.7
FR070420	700	400	200	180	1.6	650	350	4	2	17.1
FR050520	500	500	200	180	1.6	450	450	4	2	17.0
FR060620	600	600	200	180	1.6	550	550	4	1	23.2
FR080620*	800	600	200	180	1.6	750	550	4	1	29.9
FR040430	400	400	300	280	1.6	350	350	4	1	14.1
FR060430	600	400	300	280	1.6	550	350	4	1	19.5
FR050530	500	500	300	280	1.6	450	450	4	2	19.9
FR060630	600	600	300	280	1.6	550	550	4	2	26.6
FR080630*	800	600	300	280	1.6	750	550	4	2	33.9
FR100630*	1000	600	300	280	1.6	950	550	6	2	41.2
FR120630*	1200	600	300	280	1.6	1150	550	6	2	42.0
FR100830#	1000	800	300	280	1.6	950	750	6	2	51.8
FR120830#	1200	800	300	280	1.6	1150	750	6	2	61.0
FR100840#	1000	800	400	380	1.6	950	750	6	2	63.0
FR120840#	1200	800	400	380	1.6	1150	750	6	2	65.0

* Suits M8 fixing

▪ Vertical door rail option

Horizontal or vertical door rail option

Accessories

Product	Description	Catalogue No.
Vent kit – external – zinc coated steel RAL7035	130 x 130mm	IPVK/LG

INCLUSIONS

- Wall mount brackets
- 2mm steel mounting pan
- Gland plate (200mm deep and above)
- 7mm square turnbuckle lock (NI020)
- Earth strap kit



Other brands in the B&R Group:



Queensland P: +61 7 3714 1000
Townsville P: +61 7 4775 6255
Sydney P: +61 2 8867 7688
Newcastle P: +61 2 4961 4433
Victoria P: +61 3 8588 8400

South Australia P: +61 8 8417 6200
Western Australia P: +61 8 9248 9744
Tasmania P: +61 3 6331 5545
Northern Territory P: +61 8 8947 0870

Email sales@brenclosures.com.au
 Web www.brenclosures.com.au