


Catalogue No: **SLBM253P**

LOAD BREAK SWITCH SLBM 3P 25A EXTERNAL HANDLE KIT

Power Distribution and Protection > Isolators and Transfer Switches > Load Break Switches > Socomec Load Break Switches > Socomec SLBM - Standard Load Break Modular Series (16A to 125A) > SLBM Switch - Supplied with External Handle and Shaft



Load break switch SLBM 3 pole 25A external handle kit



Representative Photo Only
(actual product may vary based on configuration selections)

- Double break per pole offers high durability and short-circuit withstand
- Use of glass fibre reinforced polyester provides high mechanical and thermal resistance (does not include SLBM or VLBM modular series)
- Quick and easy to install thanks to good centre to centre distance and connection accessories including copper connecting links.
- Wide range of accessories available which is flexible in adapting to various applications and reduces the cost of management and storage
- All Socomec load break switches are compatible with the ergonomic IP65 S-Type Handles which features interlocking (in the ON position), padlocking, UV and chemical agent resistive material and the choice of standard blue or red / yellow colour

SPECIFICATIONS

Product Series	SLB
Number of Poles	3
Icw, Short Time Withstand Current, 300ms (rms)	2.5 kA, 300ms
Ui, Rated Insulation Voltage	800 V (rms)
Uimp, Impulse Withstand Voltage	8 kV
Ith, Thermal Current at 40°C	25 A
Ie, Rated Operational Current, AC-20a, 415V	25 A@415V
Ie, Rated Operational Current, AC-20a, 500V	25 A@500V
Ie, Rated Operational Current, AC-20a, 690V	25 A@690V
Ie, Rated Operational Current, AC-20b, 415V	25 A@415V
Ie, Rated Operational Current, AC-20b, 500V	25 A@500V
Ie, Rated Operational Current, AC-20b, 690V	25 A@690V
Ie, Rated Operational Current, AC-21a, 400V	25 A@400V
Ie, Rated Operational Current, AC-21a, 415V	25 A@415V
Ie, Rated Operational Current, AC-21a, 500V	25 A@500V
Ie, Rated Operational Current, AC-21a, 690V	25 A@690V
Ie, Rated Operational Current, AC-21b, 415V	25 A@415V
Ie, Rated Operational Current, AC-21b, 500V	25 A@500V
Ie, Rated Operational Current, AC-21b, 690V	25 A@690V
Ie, Rated Operational Current, AC-22a, 400V	25 A@400V
Ie, Rated Operational Current, AC-22a, 415V	25 A@415V
Ie, Rated Operational Current, AC-22a, 500V	25 A@500V
Ie, Rated Operational Current, AC-22a, 690V	25 A@690V
Ie, Rated Operational Current, AC-22b, 415V	25 A@415V
Ie, Rated Operational Current, AC-22b, 500V	25 A@500V
Ie, Rated Operational Current, AC-22b, 690V	25 A@690V
Ie, Rated Operational Current, AC-23a, 400V	25 A@400V
Ie, Rated Operational Current, AC-23a, 415V	25 A@415V

Catalogue No: **SLBM253P**

LOAD BREAK SWITCH SLBM 3P 25A EXTERNAL HANDLE KIT

Power Distribution and Protection > Isolators and Transfer Switches > Load Break Switches > Socomec Load Break Switches > Socomec SLBM - Standard Load Break Modular Series (16A to 125A) > SLBM Switch - Supplied with External Handle and Shaft



le, Rated Operational Current, AC-23a, 500V	25 A@500V
le, Rated Operational Current, AC-23a, 690V	25 A@690V
le, Rated Operational Current, AC-23b, 415V	25 A@415V
le, Rated Operational Current, AC-23b, 500V	25 A@500V
le, Rated Operational Current, AC-23b, 690V	25 A@690V
le, Rated Operational Current, DC-20a, 110V	25 A@110V
le, Rated Operational Current, DC-20a, 250V	25 A@250V
le, Rated Operational Current, DC-20a, 400V	25 A@400V
le, Rated Operational Current, DC-20b, 110V	25 A@110V
le, Rated Operational Current, DC-20b, 250V	25 A@250V
le, Rated Operational Current, DC-20b, 400V	25 A@400V
le, Rated Operational Current, DC-21a, 110V	25 A@110V
le, Rated Operational Current, DC-21a, 250V	25 A@250V
le, Rated Operational Current, DC-21a, 400V	25 A@400V
le, Rated Operational Current, DC-21b, 110V	25 A@110V
le, Rated Operational Current, DC-21b, 250V	25 A@250V
Im, Rated Make/Break Capacity, 4-Pole, DC-21b, 400V	25 A 4P@400V
kW Rating, AC-23a, 415V, 3ph	11 kW @415V
Cable Cross Section (Min)	1.5 mm ² mm
Cable Cross Section (Max)	16 mm ² mm
Tightening Torque, Min	2 Nm
Tightening Torque, Max	2.2 Nm
Height	75 mm
Width	45 mm
Depth	136 mm
Weight	0.16 kg
Mechanical Service Life	100000 cycles

REFERENCES

IECEX Certificate	-
Supplier Declaration of Conformity:	-
Installation Guide:	-
User Manual:	-
Manufacturer Datasheet:	-
Manufacturer Catalogue & Product Selection:	-

Catalogue No: **SLBM253P**

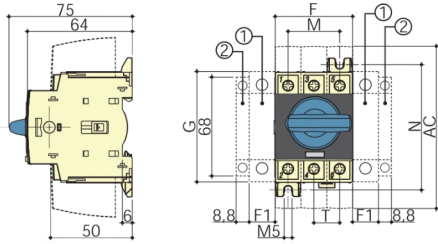
LOAD BREAK SWITCH SLBM 3P 25A EXTERNAL HANDLE KIT

Power Distribution and Protection > Isolators and Transfer Switches > Load Break Switches > Socomec Load Break Switches > Socomec SLBM - Standard Load Break Modular Series (16A to 125A) > SLBM Switch - Supplied with External Handle and Shaft

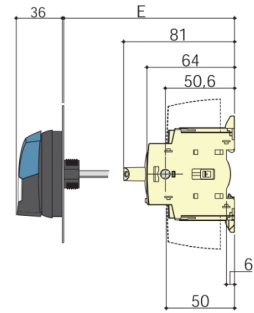


SIRCO M 16 to 80 A

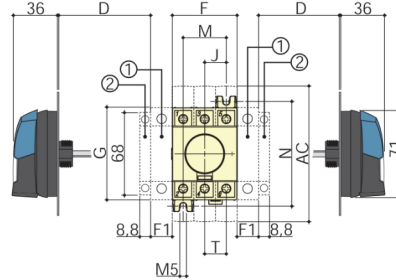
Direct operation with handle



External front operation



External side operation



Rating (A)	D min.	Overall dimensions			Terminal shrouds		Switch body			Switch mounting		Connection terminals
		D max.	E min.	E max.	AC	F	F1	G	J	M	N	T
16...40	30	235	100	372	110	45	15	68	15	30	75	15
63...80	30	235	100	372	110	52.5	17.5	76	17.5	35	85	17.5

Dimension Diagram

Catalogue No: **SLBM253P**

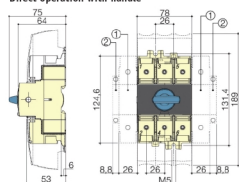
LOAD BREAK SWITCH SLBM 3P 25A EXTERNAL HANDLE KIT

Power Distribution and Protection > Isolators and Transfer Switches > Load Break Switches > Socomec Load Break Switches > Socomec SLBM - Standard Load Break Modular Series (16A to 125A) > SLBM Switch - Supplied with External Handle and Shaft

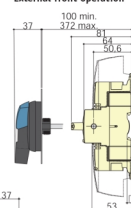


SIRCO M 100 A to 125 A

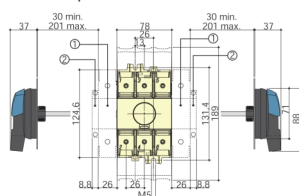
Direct operation with handle



External front operation



External side operation



Technical Diagram