

# Catalogue No: **DIB-01-C-D48 5A**

## MON RLY O/U CURR VIA INT SHUNT 0.1-5A AC/DC 24-48VACDC 1 C/O

Timers and Control Relays > Monitoring Relays > Voltage, Current, Phase and Power Factor Monitoring Relays > Carlo Gavazzi Voltage / Current / Phase and Power Monitoring > Current Monitoring Relays > Direct Connect (Internal Shunt) or CT Input



Representative Photo Only  
(actual product may vary based on configuration selections)

Current monitoring relay, over or undercurrent, 0.1 - 5A, 1C/O

- Comprehensive range of monitoring controls for monitoring of phase loss, incorrect phase sequence, phase unbalance, over / under current, over / under load, over / under frequency, and over / under voltage for any application requirement.
- Range available in a variety of package sizes and mounting (DIN or Plug-in) to suit any preference.
- International certifications including ISO 9001 with wide install base ensuring delivery of a quality tested product.

### SPECIFICATIONS

Product Series	DIB
Component Type Timers and Control relays	Monitoring Relay
Signal Type(s)	AC: 1-Phase DC
Measurement Range(s)	0.1 ... 5A
Input Current, Max (rms)	6 A
Umin, Supply Voltage, AC, Min	24 V AC
Umax, Supply Voltage, AC, Max	48 V AC
Umin, Supply Voltage, DC, Min	24 V DC
Umax, Supply Voltage, DC, Max	48 V DC
Ie, Rated Operational Current, AC-1, 250V	8 A@250V
Ie, Rated Operational Current, AC-15, 250V	2.5 A@250V
Ie, Rated Operational Current, DC-12, 24V	5 A@24V
Ie, Rated Operational Current, DC-13, 24V	2.5 A@24V
Ui, Rated Insulation Voltage	250 V (rms)
Rated Frequency	50 / 60 Hz
Overvoltage Category	III
Configuration Method	DIP-Switch
Contact Configuration	1 CO
Uimp, Impulse Withstand Voltage	4 kV
Supply Power, Rated, DC	0.8 W
Supply Power, Rated, AC 50Hz	4 VA
Current, Overload Capacity, 1s (rms)	0.015 kA
Connection Method	Direct connect CT connect
Terminal Type	Screw Terminal(s)
Mounting	DIN-35 Rail Mount
Material, Body / Housing	Noryl material
Material, Contacts	Silver Tin Oxide (AgSnO <sub>2</sub> ) material

# Catalogue No: **DIB-01-C-D48 5A**

## MON RLY O/U CURR VIA INT SHUNT 0.1-5A AC/DC 24-48VACDC 1 C/O

Timers and Control Relays > Monitoring Relays > Voltage, Current, Phase and Power Factor Monitoring Relays > Carlo Gavazzi Voltage / Current / Phase and Power Monitoring > Current Monitoring Relays > Direct Connect (Internal Shunt) or CT Input



IP Rating	IP20
Indicator Type	LED
Details, Indicator	Power supply ON LED, green. Alarm ON LED, red (flashing 2 Hz during delay time). Output relay ON LED, yellow.
Electrical Service Life at Un, In	100000 cycles
Mechanical Service Life	30000000 cycles
Tightening Torque, Max	0.5 Nm
Dielectric Strength	≥ 2 kVAC (rms)
Pollution Degree	3
Storage Temperature, Min	-30 °C min
Storage Temperature, Max	80 °C max
Operating Temperature, Min	-20 °C min
Operating Temperature, Max	60 °C max
Height	80 mm
Width	22.5 mm
Depth	99.5 mm
Weight	0.15 kg
Standards Compliance	EN 61000-6-2 EN 61000-6-3 EN 60529 IEC 60947 IEC 60664 EN 50022
Certifications	CE UL CSA

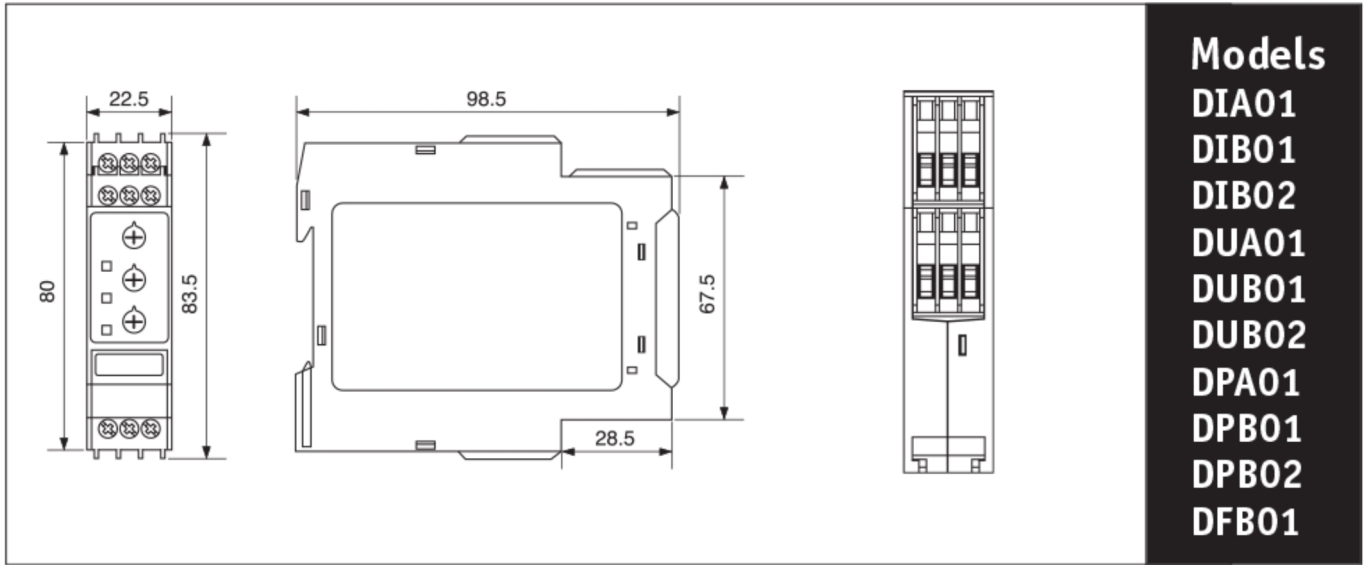
### REFERENCES

IECEX Certificate	-
Supplier Declaration of Conformity:	-
Installation Guide:	<a href="#">DIB01CD485A Installation Instructions</a>
User Manual:	-
Manufacturer Datasheet:	<a href="#">DIB01CD485A Manufacturer Datasheet</a>
Manufacturer Catalogue & Product Selection:	-

Catalogue No: **DIB-01-C-D48 5A**

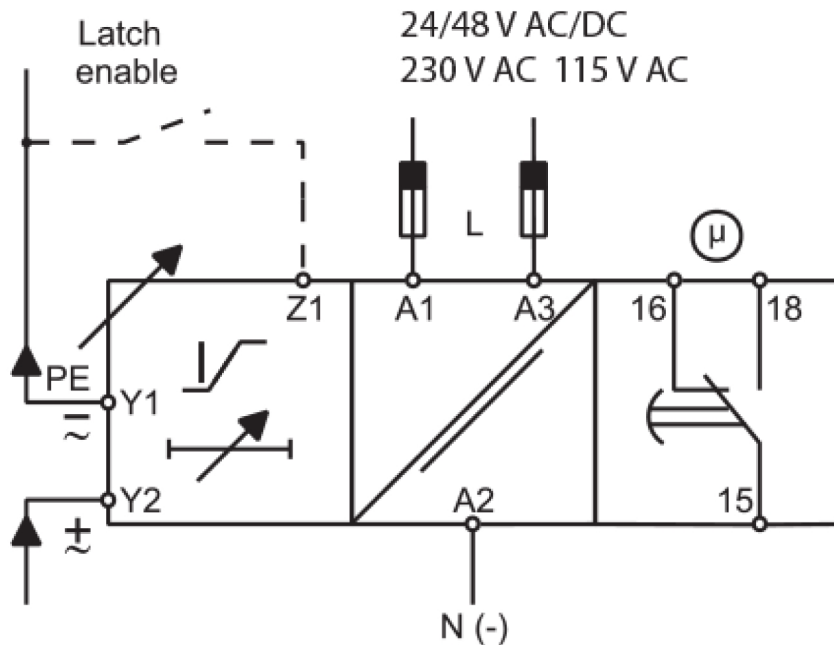
MON RLY O/U CURR VIA INT SHUNT 0.1-5A AC/DC 24-48VACDC 1 C/O

Timers and Control Relays > Monitoring Relays > Voltage, Current, Phase and Power Factor Monitoring Relays > Carlo Gavazzi Voltage / Current / Phase and Power Monitoring > Current Monitoring Relays > Direct Connect (Internal Shunt) or CT Input



Dimension Diagram

**DIB01**  
Example 1

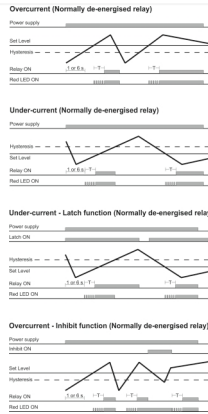


Connection / Wiring Diagram

# Catalogue No: **DIB-01-C-D48 5A**

## MON RLY O/U CURR VIA INT SHUNT 0.1-5A AC/DC 24-48VACDC 1 C/O

Timers and Control Relays > Monitoring Relays > Voltage, Current, Phase and Power Factor Monitoring Relays > Carlo Gavazzi Voltage / Current / Phase and Power Monitoring > Current Monitoring Relays > Direct Connect (Internal Shunt) or CT Input



Technical Diagram