

RSLZRA1

spring socket equipped with LED and protection circuit, 12-24 V



Main

Range of product	Zelio Relay
Product or component type	Socket
Contact terminal arrangement	Separate
Product compatibility	Plug-in relay, RSL, 1 C/O, control circuit12 V DC Plug-in relay, RSL, 1 C/O, control circuit24 V DC
Shape of pin	Flat
Device short name	RSLZ
Device presentation	Basic element
Sale per indivisible quantity	10
Switching voltage	24 V AC/DC 12 V AC/DC

Complementary

[I _{th}] conventional free air thermal current	6 A
[U _e] rated operational voltage	< 300 V AC
Clamping force	10...40 N
Fixing mode	Plastic compression spring mounting on 35 mm symmetrical DIN rail
Marking	CE
CAD overall width	6.2 mm
CAD overall height	78.6 mm
CAD overall depth	101 mm
Product weight	0.023 kg
Rated operational voltage limits	11.4...14.4 V 21.6...28.8 V

Environment

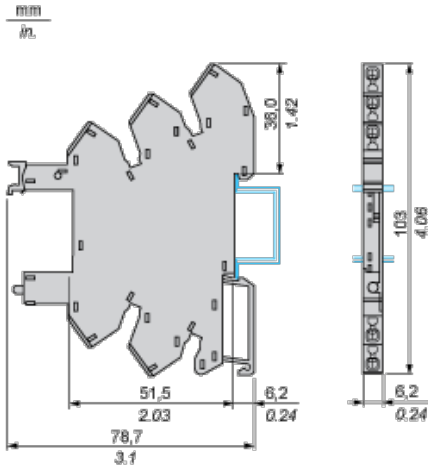
connections - terminals	Spring terminals, 1 x 0.2...1 x 1.5 mm ² / AWG 24...AWG 16 flexible cable with cable end Spring terminals, 1 x 0.2...1 x 1.5 mm ² / AWG 24...AWG 16 solid cable without cable end
standards	IEC 61984 UL 508
product certifications	CSA GOST
ambient air temperature for storage	-40...85 °C
ambient air temperature for operation	-40...70 °C
IP degree of protection	IP20 conforming to EN/IEC 60529
dielectric strength	2500 V

Offer Sustainability

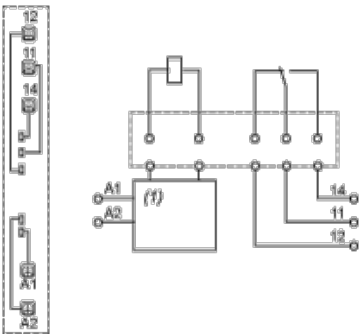
Sustainable offer status	Green Premium product
RoHS (date code: YYWW)	Compliant - since 1417 - Schneider Electric declaration of conformity
REACH	Reference not containing SVHC above the threshold
Product environmental profile	Available
Product end of life instructions	Need no specific recycling operations

The information provided in this documentation contains general descriptions and/or technical characteristics of the products contained herein. This documentation is not intended as a substitute for and is not to be used for determining suitability or reliability of these products for specific user applications. It is the duty of any such user or integrator to perform the appropriate and complete risk analysis, evaluation and testing of the products with respect to the relevant specific application or use thereof. Neither Schneider Electric Industries SAS nor any of its affiliates or subsidiaries shall be responsible or liable for misuse of the information contained herein.

Dimensions



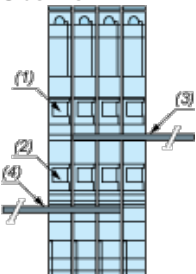
Wiring Diagram



- (1) Protection circuit

Example of RSLZ2 Bus Jumper Mounting on Sockets

Side View



- (1) A1
 (2) A2
 (3) Bus jumper polarity A1
 (4) Bus jumper polarity A2