



Brass

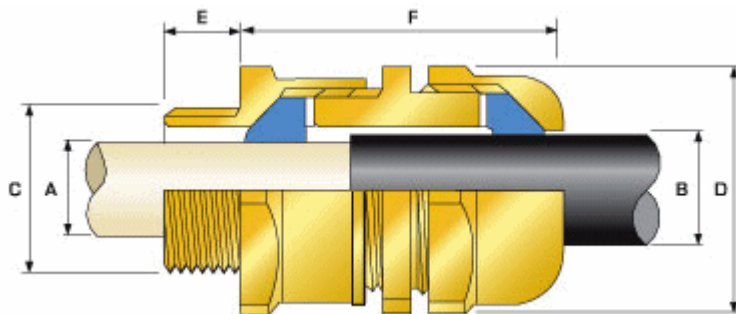
SS2K Flameproof Ex d, Increased Safety Ex e & Restricted Breathing Ex nR Cable Gland

CMP Type SS2K Tri-Star Triple Certified Flameproof (Type 'd'), Increased Safety (Type 'e') and Restricted Breathing (Type 'nR') indoor and outdoor cable gland for use in Zone 1, Zone 2, Zone 21 and Zone 22 hazardous areas with un-armoured cables. This cable gland provides a flameproof seal on the cable inner sheath (or outer sheath of single sheathed cable) and a secondary environmental seal on the cable outer sheath.

All CMP Cable Glands are EMC Tested.

This cable gland can also be used with braided cables where the sealing is made on the cable overall diameter, when this arrangement is permitted by the prevailing installation code of practice, and the metallic braid is earthed inside the equipment. This product provides full compatibility with restricted breathing equipment and affords extra stability and superior resistance to cable pull out.

The CMP SS2K Tri-Star Cable Gland is suitable for use with all forms of equipment protection permitted in Zone 1, Zone 2, Zone 21 & Zone 22 provided always that the prevailing code of practice for selection and installation is observed, e.g. IEC 60079-14.



Cable Gland Selection Table

Cable Gland Size	Available Entry Threads "C"			Minimum Thread Length "E"	Cable Bedding Diameter "A"		Overall Cable Diameter "B"		Across Flats "D"	Across Corners "D"	Protrusion Length "F"	Ordering Reference (Brass Metric) #	PVC Shroud Ref *	Cable Gland Weight (Kgs)
	Standard		Option		Min	Max	Min	Max	Max	Max				
	Metric	NPT	NPT											
20S/16	M20	1/2"	3/4"	15.0	3.2	8.7	3.1	8.7	24.0	25.9	42.0	20S16SS2K1RA	PVC04	0.072
20S	M20	1/2"	3/4"	15.0	6.1	11.7	6.1	11.7	24.0	25.9	42.0	20SSS2K1RA	PVC04	0.072
20	M20	1/2"	3/4"	15.0	6.5	14.0	6.5	14.0	27.0	29.2	47.0	20SS2K1RA	PVC05	0.079
25	M25	3/4"	1"	15.0	11.1	20.0	11.1	20.0	36.0	38.9	56.0	25SS2K1RA	PVC09	0.149
32	M32	1"	1 1/4"	15.0	17.0	26.3	17.0	26.3	41.0	44.3	58.0	32SS2K1RA	PVC10	0.170
40	M40	1 1/4"	1 1/2"	15.0	23.5	32.2	22.0	32.2	50.0	54.0	60.0	40SS2K1RA	PVC13	0.224
50S	M50	1 1/2"	2"	15.0	31.0	38.2	29.5	38.2	55.0	59.4	62.0	50SSS2K1RA	PVC14	0.298
50	M50	2"	2 1/2"	15.0	35.6	44.1	35.6	44.1	60.0	64.8	64.0	50SS2K1RA	PVC17	0.308
63S	M63	2"	2 1/2"	15.0	41.5	50.0	40.1	50.1	70.0	75.6	66.0	63SSS2K1RA	PVC20	0.480
63	M63	2 1/2"	3"	15.0	47.2	56.0	47.2	56.0	75.0	81.0	67.0	63SS2K1RA	PVC22	0.458
75S	M75	2 1/2"	3"	15.0	54.0	62.0	52.8	62.0	79.0	85.3	68.0	75SSS2K1RA	PVC24	0.621
75	M75	3"	3 1/2"	15.0	61.1	68.0	59.1	68.0	84.0	90.7	70.0	75SS2K1RA	PVC26	0.526
90	M90	3"	3 1/2"	15.0	66.6	80.0	66.6	79.4	108.0	116.6	75.0	90SS2K1RA	PVC31	1.795
100	M100	4"	-	15.0	76.0	91.0	76.0	91.0	122.0	131.8	81.0	100SS2K1RA	PVC32	2.100
115	M115	-	-	15.0	86.0	98.0	86.0	98.0	138.0	149.0	85.0	115SS2K1RA	LSF34	3.096
130	M130	-	-	15.0	97.0	115.0	97.0	115.0	154.0	166.3	92.0	130SS2K1RA	LSF35	4.530

Dimensions are displayed in millimetres unless otherwise stated




NOTE: ~ Alternatively this seal may also be applied to the Cable Overall Diameter depending upon the configuration of the cable construction. *CMP SOLO LSF Halogen Free Shrouds also available on request. # Other thread forms, materials and finishes also available. IECEx, ATEX (Group I & II) and CSA hazardous area certification marking included as standard. Please consult CMP for any other requirement.

Cable Gland Size	Available Entry Threads			Minimum Thread Length	Cable Bedding Diameter ~		Overall Cable Diameter		Across Flats	Across Corners	Protrusion Length	Ordering Reference (Brass Metric) #	PVC Shroud Ref *	Cable Gland Weight (Ozs)
	Standard		Option		Min	Max	Min	Max	Max	Max				
	Metric	NPT	NPT											
20S/16	M20	1/2"	3/4"	0.591	0.126	0.343	0.122	0.343	0.945	1.020	1.654	20S16SS2K1RA	PVC04	2.54
20S	M20	1/2"	3/4"	0.591	0.240	0.461	0.240	0.461	0.945	1.020	1.654	20SSS2K1RA	PVC04	2.54
20	M20	1/2"	3/4"	0.591	0.256	0.551	0.256	0.551	1.063	1.150	1.850	20SS2K1RA	PVC05	2.79
25	M25	3/4"	1"	0.591	0.437	0.787	0.437	0.787	1.417	1.531	2.205	25SS2K1RA	PVC09	5.26
32	M32	1"	1 1/4"	0.591	0.669	1.035	0.669	1.035	1.614	1.744	2.283	32SS2K1RA	PVC10	6.00
40	M40	1 1/4"	1 1/2"	0.591	0.925	1.268	0.866	1.268	1.969	2.126	2.362	40SS2K1RA	PVC13	7.90
50S	M50	1 1/2"	2"	0.591	1.220	1.504	1.161	1.504	2.165	2.339	2.441	50SSS2K1RA	PVC14	10.51
50	M50	2"	2 1/2"	0.591	1.402	1.736	1.402	1.736	2.362	2.551	2.520	50SS2K1RA	PVC17	10.86
63S	M63	2"	2 1/2"	0.591	1.634	1.969	1.579	1.972	2.756	2.976	2.598	63SSS2K1RA	PVC20	16.93
63	M63	2 1/2"	3"	0.591	1.858	2.205	1.858	2.205	2.953	3.189	2.638	63SS2K1RA	PVC22	16.16
75S	M75	2 1/2"	3"	0.591	2.126	2.441	2.079	2.441	3.110	3.358	2.677	75SSS2K1RA	PVC24	21.91
75	M75	3"	3 1/2"	0.591	2.406	2.677	2.327	2.677	3.307	3.571	2.756	75SS2K1RA	PVC26	18.55
90	M90	3"	3 1/2"	0.591	2.622	3.150	2.622	3.126	4.252	4.591	2.953	90SS2K1RA	PVC31	63.32
100	M100	4"	-	0.591	2.992	3.583	2.992	3.583	4.803	5.189	3.189	100SS2K1RA	150/50HST	74.08
115	M115	-	-	0.591	3.386	3.858	3.386	3.858	5.433	5.866	3.346	115SS2K1RA	180/60HST	109.21
130	M130	-	-	0.591	3.819	4.528	3.819	4.528	6.063	6.547	3.622	130SS2K1RA	180/60HST	159.79

Dimensions are displayed in inches unless otherwise stated

NOTE: ~ Alternatively this seal may also be applied to the Cable Overall Diameter depending upon the configuration of the cable construction. *CMP SOLO LSF Halogen Free Shrouds also available on request. # Other thread forms, materials and finishes also available. IECEx, ATEX (Group I & II) and CSA hazardous area certification marking included as standard. Please consult CMP for any other requirement.

TECHNICAL DATA

CSA Approval Certificate No.	1211841
CSA Code of Protection Category	Ex d IIC & Ex e II, Enclosure Type 4x
CSA Compliance Standards	CSA Standard C22.2 No 0. M1991, CSA Standard C22.2 No 0. M1991, CSA Standard C22.2 No. 94-M91, CSA Standard C22.2 No. 174-M1984, CAN/CSA-E60079-0:07, CAN/CSA-E60079-1:07, CAN/CSA-E60079-7:01
GOST R Certificate Number	POCC GB.HO06.B00207
GOST R Code of Protection Category	Ex d IIC / Ex e II / DIP A21
GOST R Compliance Standards	ГОСТ P 52350.0-2005, ГОСТ P 52350.1-2005, ГОСТ P 52350.7-2005, ГОСТ МЭК 61241-1-1-99
GOST GGTN Permit	PPC 00-40706
GOST K Certificate Number	KZ 75000361 01 01 14761
RoK Permit For Use Number	19-02-UL-1957
Lloyds Approval No.	01/00172
DNV Approval No.	E-10496
ABS Approval No.	01-LD234401A/2-PDA
INMETRO Approval Certificate Number.	AEX-13169-X
INMETRO Code of Protection Category	BR-Ex d IIC / BR-Ex e II / 1P66W
INMETRO Compliance Standards	ABNT NBR IEC 60079-0:2006, ABNT NBR IEC 60079-1:2007, TEC 60079-7:2001, e ABNT NBR IEC 60529:2005
NEPSI Certificate Number	GYJ081070
NEPSI Code of Protection Category	Ex d IIC, Ex e II, Ex nR II, DIP A21 TA
NEPSI Compliance Standards	GB3836.1/2/3-2000, GB3836.8-2003, GB12476.1-2000
RETIE Approval Number	03866
Type	SS2K
Design Specification	BS 6121:Part 1:1989 , EN 50262:1999
ATEX Certification Detail	SIRA06ATEX1097X , SIRA07ATEX4326X
ATEX Code of Protection Category	ATEX  II 2 GD, Ex d IIC, Ex e II, Ex tD A21 IP66, ATEX  II 3 G Ex nR II, ATEX  IM2, Ex d I, Ex e I
ATEX Compliance Standards	EN 60079-0, EN 60079-1, EN 60079-7, EN 60079-15, IEC 61241-0, EN 61241-1
IEC Ex Certification Detail	IECEx SIR 06.0041X
IEC Ex Code of Protection Category	Ex d IIC, Ex e II, Ex nR II, Ex tD A21 IP66, Ex d I, Ex e I
IEC Ex Compliance Standards	IEC 60079-0, IEC 60079-1, IEC 60079-7, IEC 60079-15, IEC 61241-0, IEC 61241-1
Continuous Operating Temperature	-60°C to +130°C
Ingress Protection Rating	IP66, IP67, IP68
Ingress Protection Document	5046 C549K
Deluge Protection Compliance	DTS01 : 91
Deluge Protection Document	5046 C549K-D
Cable Gland Material	Brass, Electroless Nickel Plated Brass, Stainless Steel, Aluminium
Seal Material	CMP SOLO LSF Thermoplastic Elastomer
Cable Type	Unarmored & Braided
Sealing Technique	CMP Unique Displacement Seal Concept
Sealing Area(s)	Cable Inner Bedding & Outer Cable Sheath, Double Seal on Cable Outer Sheath
Accessories	Adaptor/Reducer , Entry Thread Seal , Serrated Washer , Locknut , Shroud , Earth Tag