



## Data Cable Overall Screened

**Application:** Internal and external inter-connections of electronic apparatus such as computers, intercoms, telemetering, signaling and alarm systems.

**Conductor:** Tinned Annealed Copper wire (AS/NZS 1125)

**Insulation:** PVC V75 (Multi core), Polypropylene (Multi pair)

**Insulation Thickness:** 0.3mm

**Screen:** Aluminum tape screen, polyester mylar tape lapping and 7/0.20mm tinned copper drain wire.

**Sheath:** PVC V75 Grey

**Standard:** AS/NZS 3808 (PVC)

**Pack Length:** 100m, 250m, 500m

**CAUTION**  
Low Voltage – Should NOT be connected to mains power supply

## Multi Core

**Maximum Working Voltage:** 300V. RMS

**Conductor Resistance at 20°C:** 8.3 Ω/100m

**Characteristic Impedance ( at 100kHz):** 64Ω

**Capacitance (Between each core and all other bunched together):** 212 pF/m

**(Between a core and adjacent core):** 118 pF/m


## Typical Features:

Electra Cables Part No.	No. of Cores	Stranding No./mm	Nom. area mm <sup>2</sup>	Nom. O/D. mm	Sheath Thickness mm	Cable Weight Kg/100m
EAS7204	4	7/0.20	0.22	4.8	0.8	3.3
EAS7206	6	7/0.20	0.22	5.7	0.8	4.2
EAS7208	8	7/0.20	0.22	6.3	1.0	6.4
EAS7210	10	7/0.20	0.22	7.0	1.0	6.6
EAS7212	12	7/0.20	0.22	7.4	1.0	9

Wire	Colour	Wire	Colour	Wire	Colour	Wire	Colour
1	Red	4	Yellow	7	Brown	10	Pink
2	Blue	5	White	8	Violet	11	Azure
3	Green	6	Black	9	Orange	12	Grey

**Note:** Other types or other lengths of the above cables can be manufactured according to customers' specifications.

# ELECTRA CABLES



(Aust.) Pty. Limited

A.C.N. 056 024 385  
A.B.N. 38 056 024 385

## Multi Pair (7/0.20)

**Austel Approval: A95/CA/0217**

**Maximum Working Voltage: 300V. RMS**

**Conductor Resistance at 20°C: 8.6 Ω/100m**

**Crosstalk between Pairs at 1 kHz: 78**

**at 100kHz: 53**

**Characteristic Impedance (at 100 kHz): 89Ω**

**Capacitance (Between each core and all other bunched together): 90 pF/m**

**(Between core of a pair): 53 pF/m**

**Attenuation of a pair: at 1 kHz 0.26 dB/100m at 10 kHz 0.27 dB/100m**

**at 100 kHz 0.34 dB/100m at 150 kHz 0.39 dB/100m**

**at 1 MHz 1.26 dB/100m**

## Typical Features:

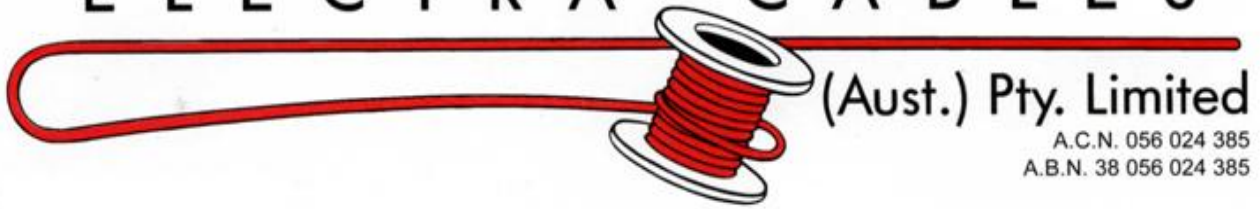
Electra Cables Part No.	No. of Pairs	Stranding No./mm	Nom. area mm <sup>2</sup>	Nom. O/D. mm	Sheath Thickness mm	Cable Weight Kg/100m
EAS7201P	1	7/0.20	0.22	4.2	0.8	2.2
EAS7201PHV#	1	7/0.20	0.22	4.6	1.0	2.6
EAS7202P	2	7/0.20	0.22	5.7	0.8	3.3
EAS7203P	3	7/0.20	0.22	5.9	0.8	4.2
EAS7204P	4	7/0.20	0.22	6.4	0.8	5
EAS7206P	6	7/0.20	0.22	7.5	0.9	7
EAS7208P	8	7/0.20	0.22	8.6	1.0	9
EAS7210P	10	7/0.20	0.22	9.7	1.0	11
EAS7212P	12	7/0.20	0.22	10.3	1.0	12.4

# This cables have a 0.6/1kV insulation radial

Pair NO.	Pair Colours		Pair NO.	Pair Colours		Pair NO.	Pair Colours		Pair NO.	Pair Colours	
	Wire 1	Wire 2		Wire 1	Wire 2		Wire 1	Wire 2		Wire 1	Wire 2
1	White	Blue	4	White	Brown	7	Red	Orange	10	Red	Grey
2	White	Orange	5	White	Grey	8	Red	Green	11	Black	Blue
3	White	Green	6	Red	Blue	9	Red	Brown	12	Black	Orange

**Note:** Other types or other lengths of the above cables can be manufactured according to customers' specifications.

# ELECTRA CABLES



## Multi Pair (7/0.25)

**Maximum Working Voltage:** 300V. RMS

**Conductor Resistance at 20°C:** 5.2  $\Omega$ /100m

**Crosstalk between Pairs at 1 kHz:** 96

at 100 kHz: 75

**Characteristic Impedance (at 100 kHz):** 78 $\Omega$

**Capacitance (Between each core and all other bunched together):** 120 pF/m

(Between core of a pair): 78 pF/m

**Attenuation of a pair: at 1 kHz** 0.46 dB/100m      **at 10 kHz** 0.66 dB/100m

at 100 kHz 1.23 dB/100m      **at 150 kHz** 1.63 dB/100m

at 1 MHz 1.89 dB/100m

## Typical Features:

Electra Cables Part No.	No. of Pairs	Stranding No./mm	Nom. area mm <sup>2</sup>	Nom. O/D. mm	Sheath Thickness mm	Cable Weight Kg/100m
EAS7251T1PPE*	1	7/0.25	0.34	4.6	0.8	2.2
<b>EAS72503</b>	3 Core	7/0.25	0.34	5.0	0.8	2.9
EAS72502P	2	7/0.25	0.34	5.7	0.8	3.9
EAS72503P !	3	7/0.25	0.34	6.8	0.8	4.8
EAS72504P	4	7/0.25	0.34	7.9	0.9	6.7
EAS72506P !	6	7/0.25	0.34	8.9	1.0	9.2
EAS72512P !	12	7/0.25	0.34	12	1.2	13.8

- \* This cable is Tinned copper polyethylene and has black and white cores
- ! Those items are subject to minimum order Quantity. Please contact our sales team for details

**Note:** Other types or other lengths of the above cables can be manufactured according to customers' specifications.



## Instrumentation Cable Overall Screened

**Application:** Internal and external inter-connections of electronic apparatus such as computers, intercoms, telemetering, signaling and alarm systems.

**Conductor:** Annealed Copper wire (AS/NZS 1125)

**Screen:** Aluminum tape screen, polyester mylar tape lapping and 7/0.20mm tinned copper drain wire.

**Standard:** AS/NZS 3808 (PVC)

**Pack Length:** 100m, 500m

**CAUTION**  
 Low Voltage – Should NOT be connected to mains power supply

### Performance Characteristics:

Conductor Stranding No./mm	Conductor Resistance ( $\Omega/100m$ @ 20°C)	Current continuous Max. (Amps)	Voltage working Max. (V.RMS)	Capacitance of Pair (pF/m)	Attenuation of Pair at 1kHz (dB/100m)	Characteristic Impedance at 100kHz ( $\Omega$ )
7/0.30	3.8	3	300	124	0.16	69
7/0.40	2.2	6	300	173	0.12	46
7/0.50	1.4	12	300	164	0.07	52
14/0.20	4.2	3	300	145	0.30	78
16/0.20	3.9	3	300	124	0.16	69
24/0.20	2.5	6	300	176	0.13	44
32/0.20	1.9	9	300	168	0.10	48

**Note:** Other types or other lengths of the above cables can be manufactured according to customers' specifications.



## Multi Core

**Insulation:** PVC V75

**Core Colours:** 4 Cores (Red, Yellow, Green & Black)

6 Cores (Red, White, Black, Green, Blue & Yellow)

7 Cores (Red, White, Black, Green, Blue, Yellow & Brown)

**Sheath:** PVC 4V-75

**Sheath Colour:** Grey

### Typical Features:

Electra Cables Part No.	No. of Cores	Stranding No./mm	Nom. area mm <sup>2</sup>	Nom. O/D. mm	Insulation Thickness mm	Sheath Thickness mm
EAS14204	4	14/0.20	0.44	5.4	0.3	0.8
EAS14206	6	14/0.20	0.44	6.9	0.3	1.0
EAS14207	7	14/0.20	0.44	7.0	0.3	1.0

**Insulation:** PVC V90HT

**Core Colours:** 3 Cores (Red, White & Black), 4 Cores (Red, White, Black & Blue)

**Sheath:** PVC 5V-90


**Sheath Colour:** Black

### Typical Features:

Electra Cables Part No.	No. of Cores	Stranding No./mm	Nom. area mm <sup>2</sup>	Nom. O/D. mm	Insulation Thickness mm	Sheath Thickness mm
EAS7303	3	7/0.30	0.50	6.2	0.5	0.8
EAS7403	3	7/0.40	0.88	7.0	0.5	0.9
EAS7503	3	7/0.50	1.5	8.1	0.5	1.2
EAS24203	3	24/0.20	0.75	7.2	0.6	0.8
EAS24204	4	24/0.20	0.75	8.0	0.6	0.9
EAS32203	3	32/0.20	1.0	7.4	0.6	0.8

**Note:** Other types or other lengths of the above cables can be manufactured according to customers' specifications.

# ELECTRA CABLES



(Aust.) Pty. Limited

A.C.N. 056 024 385  
A.B.N. 38 056 024 385

## Multi Pair

**Insulation:** PVC V90HT

**Core Colours:** White and Black numbered cores

**Sheath:** PVC 5V-90

**Sheath Colour:** Black

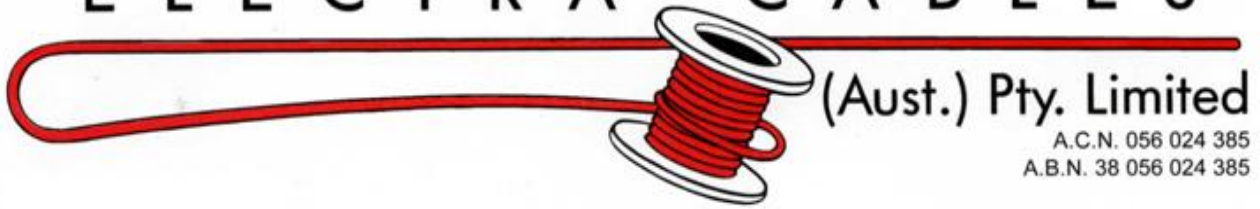
**Voltage:** These cables are run with a 240V radial thickness sheath and must not be connected to mains power supplies.

### Typical Features:

Electra Cables Part No.	No. of Pairs	Stranding No./mm	Nom. area mm <sup>2</sup>	Nom. O/D. mm	Insulation Thickness mm	Sheath Thickness mm
EAS7301P	1	7/0.30	0.5	5.8	0.5	0.8
EAS7302P	2	7/0.30	0.5	7.7	0.5	0.8
EAS7303P	3	7/0.30	0.5	8.9	0.5	1.0
EAS7304P	4	7/0.30	0.5	9.8	0.5	1.0
EAS7306P	6	7/0.30	0.5	11.2	0.5	1.2
EAS7308P	8	7/0.30	0.5	13.6	0.5	1.2
EAS7310P	10	7/0.30	0.5	14.4	0.5	1.2
EAS7312P	12	7/0.30	0.5	15.8	0.5	1.2
EAS7316P	16	7/0.30	0.5	17.2	0.5	1.4
EAS7320P	20	7/0.30	0.5	19.0	0.5	1.4
EAS7324P	24	7/0.30	0.5	20.6	0.5	1.6
EAS7336P	36	7/0.30	0.5	25.4	0.8	1.8
EAS7401P	1	7/0.40	0.88	6.3	0.5	0.8
EAS7402P	2	7/0.40	0.88	8.5	0.5	0.9
EAS7403P	3	7/0.40	0.88	9.6	0.5	1.0
EAS7501P	1	7/0.50	1.5	7.0	0.5	0.8
EAS7502P	2	7/0.50	1.5	8.8	0.5	0.9
EAS7503P	3	7/0.50	1.5	10.6	0.5	1.0
EAS7504P	4	7/0.50	1.5	12.0	0.5	1.0
EAS7506P	6	7/0.50	1.5	14.6	0.5	1.2
EAS7508P	8	7/0.50	1.5	16.5	0.5	1.4
EAS7510P	10	7/0.50	1.5	18.4	0.5	1.4
EAS7512P	12	7/0.50	1.5	20.3	0.5	1.8

**Note:** Other types or other lengths of the above cables can be manufactured according to customers' specifications.

# ELECTRA CABLES



(Aust.) Pty. Limited

A.C.N. 056 024 385  
A.B.N. 38 056 024 385

Electra Cables Part No.	No. of Pairs	Stranding No./mm	Nom. area mm <sup>2</sup>	Nom. O/D. mm	Insulation Thickness mm	Sheath Thickness mm	Core Colours
EAS14201P	1	14/0.20	0.44	5.6	0.5	0.8	Red & Black
EAS16201P	1	16/0.20	0.5	5.8	0.5	0.8	Red & Black
EAS16202P	2	16/0.20	0.5	8.5	0.5	0.8	White & Black numbered cores
EAS24201P	1	24/0.20	0.75	6.8	0.6	0.8	Red & Black
EAS24202P	2	24/0.20	0.75	8.8	0.6	0.8	White & Black numbered cores
EAS32201P	1	32/0.20	1.0	7.0	0.6	0.8	Red & Black
EAS7301PHV#	1	7/0.30	0.5	7.0	0.8	0.8	Blue & White
EAS7302PHV#	2	7/0.30	0.5	8.7	0.8	0.8	Blue & White numbered cores
EAS7501PHV#	1	7/0.50	1.5	8.8	0.8	0.8	Black & White
EAS7502PHV#	2	7/0.50	1.5	9.9	0.8	0.8	Black & White numbered cores

Note: # These cable have 0.6/1kV insulation radial thickness. And blue sheath.

**Note:** Other types or other lengths of the above cables can be manufactured according to customers' specifications.





## Instrumentation Cable Individually and Overall Screened Multi Pair

**Application:** Internal and external inter-connections of electronic apparatus such as computers, intercoms, telemetering, signaling and alarm systems.

**Conductor:** Plain Annealed Copper wire (AS/NZS 1125)

**Insulation:** PVC V90HT

**Core Colour:** White and Black numbered cores

**Screen:** Aluminum tape screen, polyester mylar tape lapping and 7/0.20mm tinned copper drain wire.

**Sheath:** PVC 5V-90 Black

**Standard:** AS/NZS 3808 (PVC)

**Voltage:** These cables are run with a 240V radial thickness sheath and must not be connected to mains power supplies.

**Pack Length:** 100m, 500m

**CAUTION**  
**Low Voltage – Should NOT be connected to mains power supply**

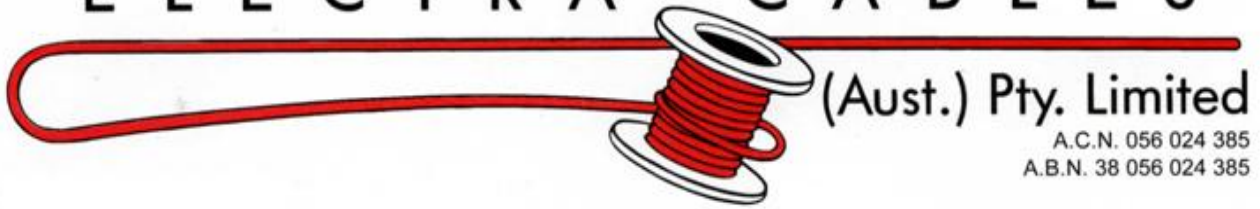
### Typical Features:

Electra Cables Part No.	No. of Pairs	Stranding No./mm	Nom. area mm <sup>2</sup>	Nom. O/D. mm	Insulation Thickness mm	Sheath Thickness mm
EIS72502P	2	7/0.25	0.34	4.36	0.2	0.5
EIAS7302P	2	7/0.30	0.5	8.8	0.5	1.0
EIAS7303P	3	7/0.30	0.5	10.3	0.5	1.2
EIAS7304P	4	7/0.30	0.5	10.7	0.5	1.2
EIAS7306P	6	7/0.30	0.5	12.3	0.5	1.4
EIAS7308P	8	7/0.30	0.5	14.1	0.5	1.4
EIAS7310P	10	7/0.30	0.5	15.4	0.5	1.4
EIAS7312P	12	7/0.30	0.5	15.8	0.5	1.4
EIAS7316P	16	7/0.30	0.5	17.7	0.5	1.6
EIAS7320P	20	7/0.30	0.5	20.0	0.5	1.6
EIAS7324P	24	7/0.30	0.5	21.5	0.5	1.8
EIAS7336P	36	7/0.30	0.5	22.4	0.5	2.0

**Note:** Other types or other lengths of the above cables can be manufactured according to customers' specifications.



# ELECTRA CABLES



Electra Cables Part No.	No. of Pairs	Stranding No./mm	Nom. area mm <sup>2</sup>	Nom. O/D. mm	Insulation Thickness mm	Sheath Thickness mm
EIAS7502P	2	7/0.50	1.5	9.1	0.5	1.0
EIAS7504P	4	7/0.50	1.5	12.2	0.5	1.2
EIAS7506P	6	7/0.50	1.5	14.8	0.5	1.4
EIAS7508P	8	7/0.50	1.5	16.7	0.5	1.6
EIAS7510P	10	7/0.50	1.5	21.1	0.5	1.6
EIAS7512P*	12	7/0.50	1.5	20.3	0.5	2.0
EIAS7516P*	16	7/0.50	1.5	23.0	0.5	2.0
EIAS7524P*	24	7/0.50	1.5	28.0	0.5	2.2

Note: \* These items are supplied to order and subject to minimum production runs.

**Note:** Other types or other lengths of the above cables can be manufactured according to customers' specifications.



## Instrumentation POWER Cable Overall Screened Multi Core

**Application:** Internal and external inter-connections of electronic apparatus such as computers, intercoms, telemetering, signaling and alarm systems.

**Conductor:** Plain Annealed Copper wire (AS/NZS 1125)

**Insulation:** PVC V75

**Core Colour:** (2C+E) Red, Black + Green/Yellow

(3C+E) Red, White, Blue + Green/Yellow

(4C+E) Red, White, Blue, Black + Green/Yellow

**Screen:** Aluminum tape screen, polyester mylar tape lapping and 7/0.20mm tinned copper drain wire.

**Sheath:** PVC V75 Blue

**Voltage:** 0.6/1 kV

**Standard:** AS/NZS 3808 (PVC)

**CAUTION**  
Low Voltage – Should NOT be  
connected to mains power supply

### Typical Features:

Electra Cables Part No.	No. of Cores	Stranding No./mm	Nom. area mm <sup>2</sup>	Nom. O/D. mm	Insulation Thickness mm	Sheath Thickness mm
EAS70503C+E	3C+E	7/0.50	1.5	10.95	0.8	1.8
EAS76702C+E	2C+E	7/0.67	2.5	11.6	0.8	1.8
EAS76703C+E	3C+E	7/0.67	2.5	12.5	0.8	1.8
EAS76704C+E	4C+E	7/0.67	2.5	13.6	0.8	1.8
EAS78502C+E	2C+E	7/0.85	4.0	12.4	1.0	1.8
EAS78503C+E	3C+E	7/0.85	4.0	13.8	1.0	1.8
EAS78504C+E	4C+E	7/0.85	4.0	14.8	1.0	1.8
EAS71042C+E	2C+E	7/1.04	6.0	14.5	1.0	1.8
EAS71043C+E	3C+E	7/1.04	6.0	15.3	1.0	1.8
EAS71044C+E	4C+E	7/1.04	6.0	17.5	1.0	1.8
EAS71353C+E	3C+E	7/1.35	10.0	17.6	1.0	1.8
EAS71703C+E	3C+E	7/1.70	16.0	20.25	1.0	1.8

**Note:** Other types or other lengths of the above cables can be manufactured according to customers' specifications.