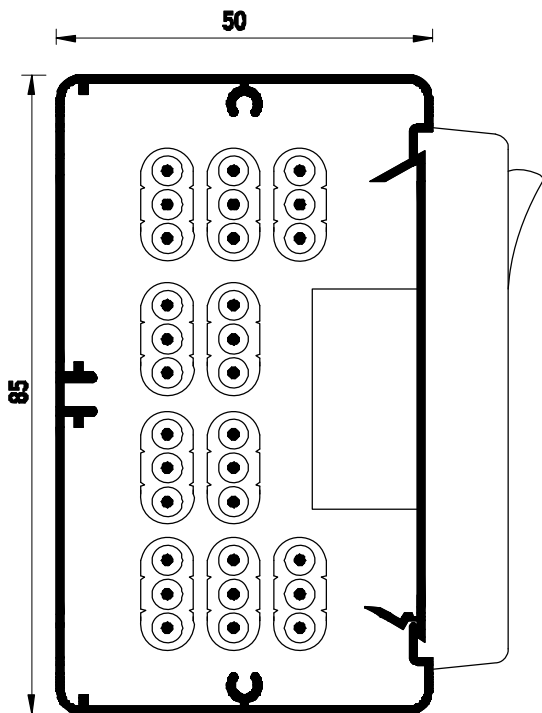
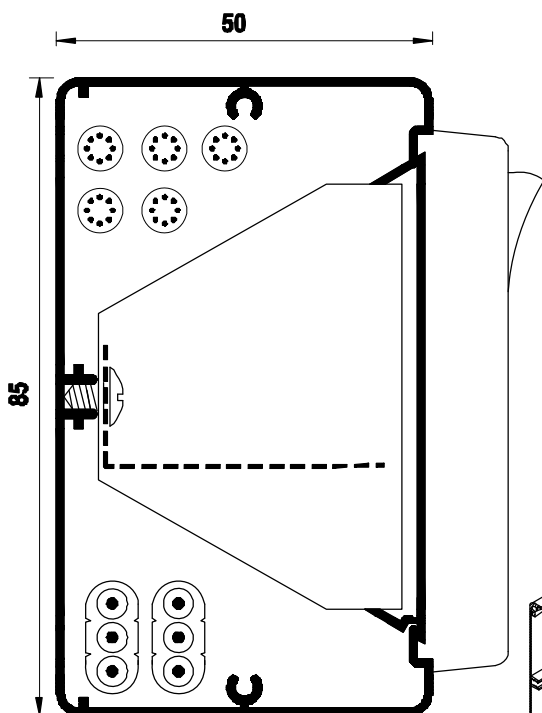


# Wall Duct



SECTION - WD 8550



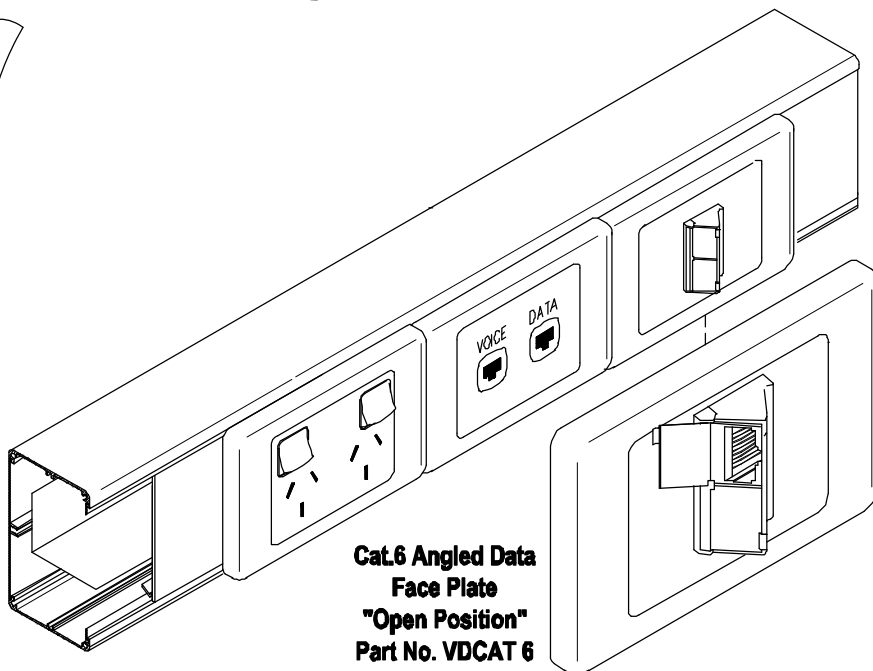
SECTION - WD 8550/2

## At a glance ...

- Size: **85x50mm**
- Outlets: **Standard Size**
- Cover: **"Snap-fit" Aluminium**
- Stock Colours: **Natural Anodised**
- Suitable for: **Category 6 Cabling**

- The WD8550 Wall Duct is constructed from extruded aluminium with an extruded aluminium snap in lid. The tamper proof lid makes this duct ideal for bench, wall and riser applications with no visible fixings.
- The WD 8550 Wall Duct can be used as a two compartment duct, with an optional dividing barrier fitted. (WD 8550/2)
- Suitable for Category 6 data cabling.
- Slide in joiner and bend plates make the WD 8550 simple and quick to install.
- Duct and covers are supplied natural anodised as standard. An extensive range of powder coated colours are available to order.
- This product has been examined in accordance with AS 3000 and conforms to A.C.A requirements.

**"Easy as ECD"**



Cat.6 Angled Data Face Plate  
"Open Position"  
Part No. VDCAT 6



ESTABLISHED 1979

## Electric Cable Duct Systems P/L

8 Clarice Road, Box Hill South, Victoria. 3128 Australia

Ph. (03) 9890 6646

Fax. (03) 9899 5042

[www.ecd.net.au](http://www.ecd.net.au)

Copyright © 2007 Electric Cable Duct Systems Pty. Ltd. ABN 80005544105