

AussieDuct

www.app.net.au



australian made & owned

Total Cable Management Systems

Australian Plastic Profiles Pty Ltd

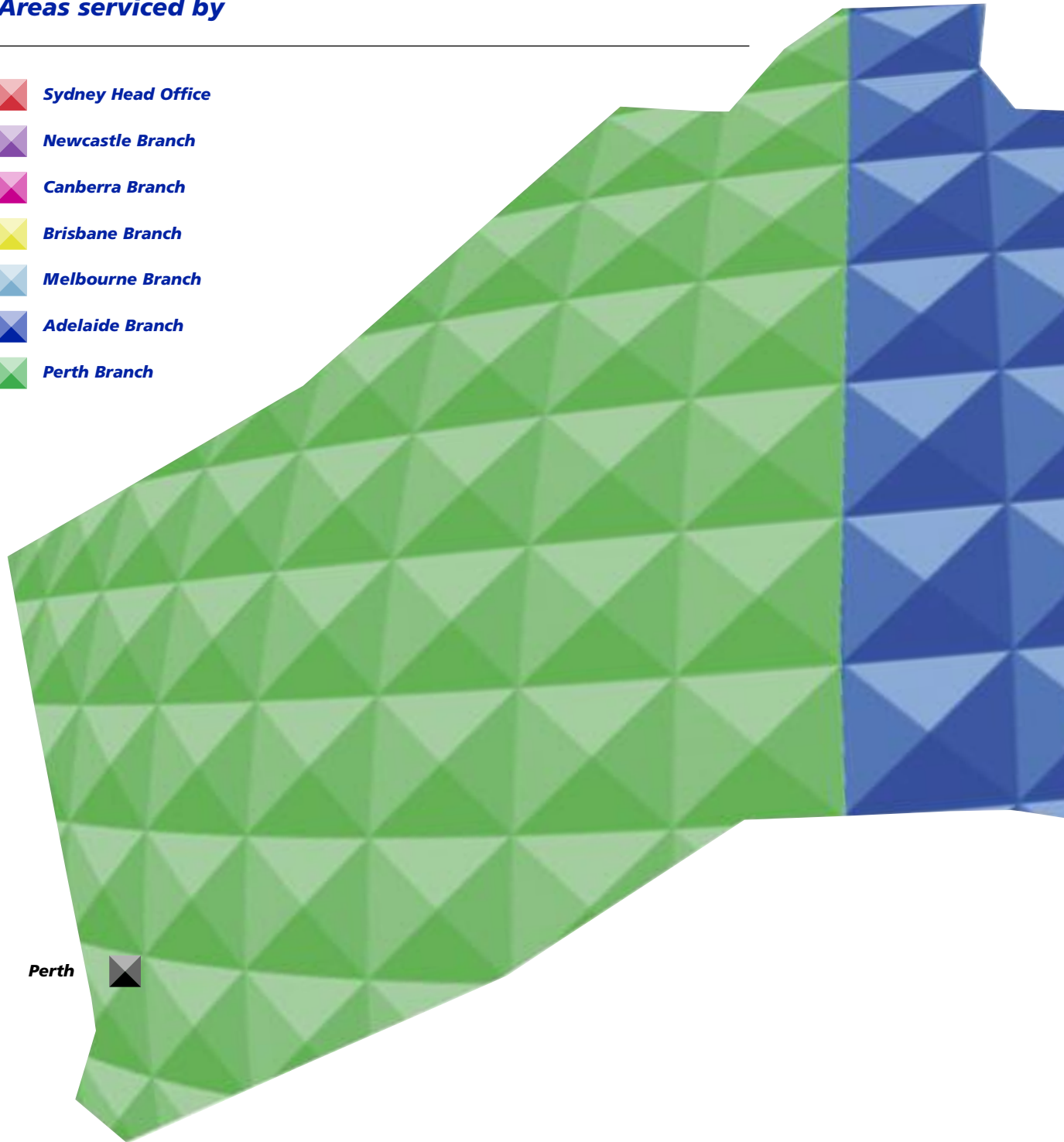
Updated

AussieDuct


www.app.net.au

Areas serviced by

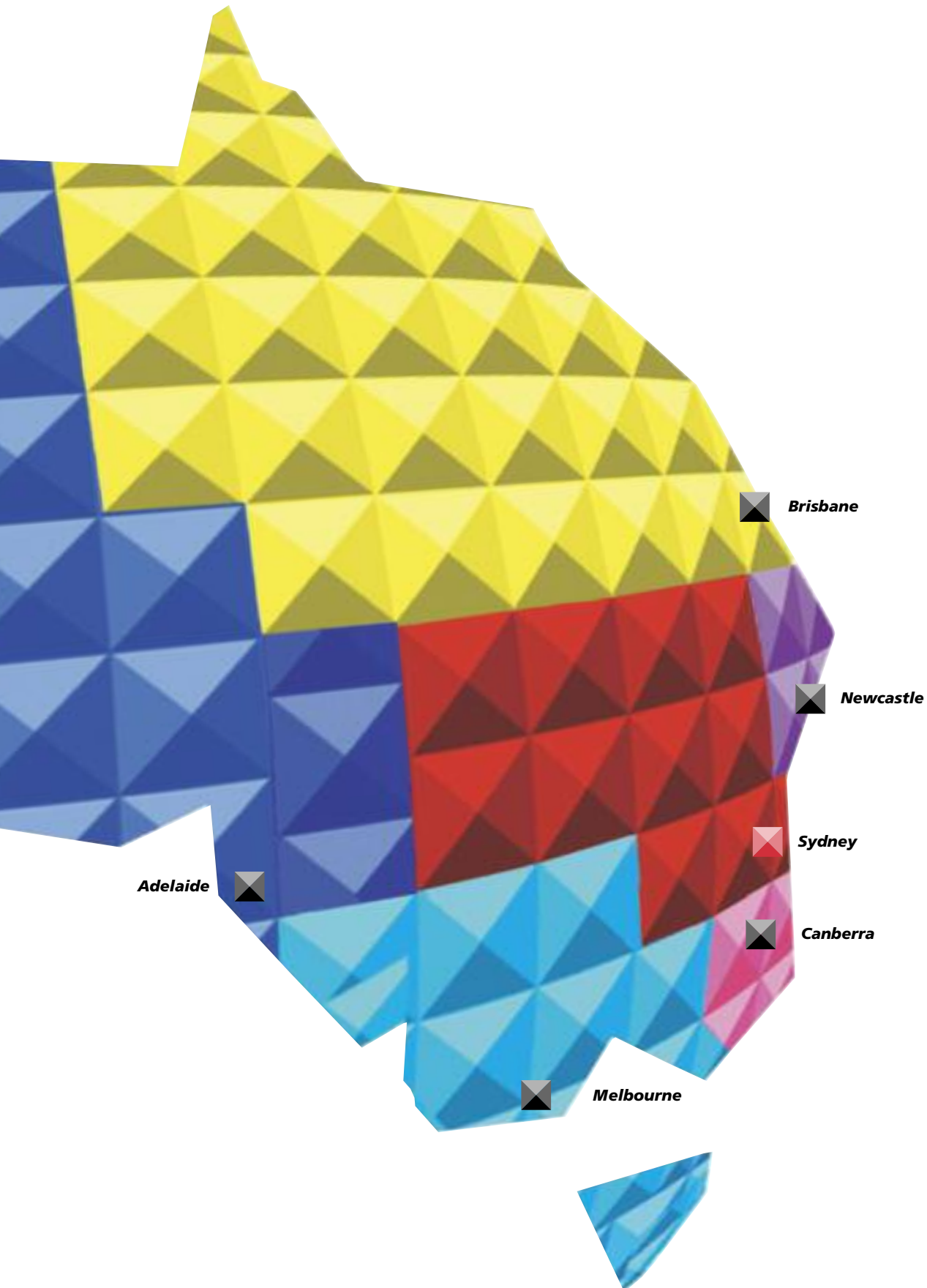
-  *Sydney Head Office*
-  *Newcastle Branch*
-  *Canberra Branch*
-  *Brisbane Branch*
-  *Melbourne Branch*
-  *Adelaide Branch*
-  *Perth Branch*



Perth



Distribution Network



Adelaide



Melbourne



Brisbane



Newcastle



Sydney



Canberra



AussieDuct

www.app.net.au



100% Australian made and owned

The AussieDuct name has been a significant part of the Australian Electrical scene for over 25 years and is synonymous with quality electrical cable management products – 100% Australian made!

The comprehensive range includes Mini and Maxi Trunking, Rigid and Corrugated Conduit, Skirting and Slotted Trunking and fittings to suit. A feature of this catalogue is the addition of many new products to the AussieDuct range as we strive to become a provider of total solutions.

Quality endorsed to AS / ISO 9001, Australian Plastic Profiles (APP) continues to serve the Australian electrical industry through our national network of branches which includes sales offices and warehouses in the mainland capitals as well as regional locations in Newcastle and Canberra.

Our focus remains on providing quality products at competitive prices; backed by superior service and by stock holdings which are the benchmark of the industry.



APP remains committed to the future and looks forward positively to growing with our supply partners.

Mini **Trunking**

<i>Typical Installation</i>	6
<i>Trunking Details</i>	7
<i>Accessories</i>	8
<i>Accessories continued and Installation Instructions</i>	9

Taped **Trunking**

<i>Typical Installation</i>	10
<i>Trunking Details</i>	11

Maxi **Trunking**

<i>Typical Installation and Installation Instructions</i>	12
<i>Trunking Details and Accessories</i>	13

Skirting **Trunking**

<i>Typical Installation</i>	14
<i>Trunking Details and Accessories</i>	15
<i>Installation Instructions</i>	16
<i>Accessories Installation Instructions</i>	17

Slotted **Trunking**

<i>Typical Installation</i>	18
<i>Open and Closed Trunking Details</i>	19

Conduit & Fittings

<i>Rigid Conduit</i>	20-22
<i>Corrugated Conduit</i>	23
<i>Fittings</i>	24-33

Transparent **Conduit**

<i>Conduit and Fitting Details</i>	34-35
------------------------------------	--------------

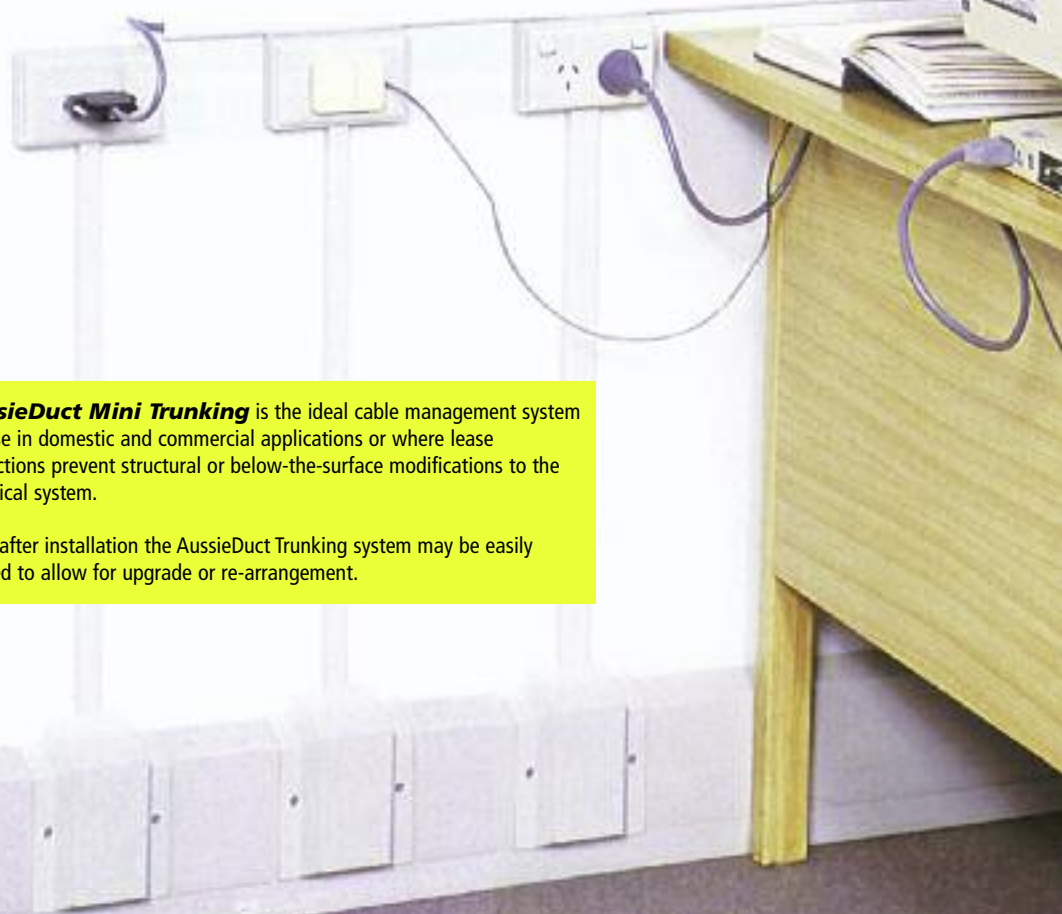
Air **Conditioning**

<i>Pipe Duct</i>	36-37
------------------	--------------

Tables

<i>Slotted Trunking Cable Carrying Capacity</i>	38
<i>Solid Trunking Cable Carrying Capacity</i>	39

Index




AussieDuct Mini Trunking is the ideal cable management system for use in domestic and commercial applications or where lease restrictions prevent structural or below-the-surface modifications to the electrical system.

Even after installation the AussieDuct Trunking system may be easily altered to allow for upgrade or re-arrangement.

Mini Trunking - 4m Lengths

ALL DIMENSIONS ARE GIVEN IN MM - WIDTH BEFORE HEIGHT



CD1616
 CD1610
 CD1006



CD2525
 CD2516



CD5025
 CD4025



CD5025D

Ref No	Size	Colour	Pack
CD1006	10x6mm	WHITE/BROWN	10
CD1610	16x10mm	WHITE/BROWN*	10
CD1616	16x16mm	WHITE/BROWN*	10
CD2516	25x16mm	WHITE/BROWN/BLACK*	10
CD2525	25x25mm	WHITE/BROWN/GREY*	10
CD4016	40x16mm	WHITE ▲	10
CD4025	40x25mm	WHITE/BROWN	10
CD4025D	40x25mm	WHITE DUAL COMPARTMENT	10
CD5025	50x25mm	WHITE/BROWN/GREY ▲	10
CD5025D	50x25mm	WHITE/BROWN/GREY ▲ DUAL COMPARTMENT	6

Note: When ordering mini-trunking add colour suffix ie: CD4016 WH
 Colour Suffixes: White=WH, Brown=CB, Grey=GR, Black=BL

* ▲ Please see installation notes page 9.

Mini Trunking - Accessories




Ref No	Description	Pack
CD1610AF	16x10mm FLAT ANGLE*	10
CD1616AF	16x16mm FLAT ANGLE*	10
CD2516AF	25x16mm FLAT ANGLE*	10
CD2525AF	25x25mm FLAT ANGLE*	10
CD5025AF	50x25mm FLAT ANGLE▲	1
CD1610AI	16x10mm INTERNAL ANGLE*	10
CD1616AI	16x16mm INTERNAL ANGLE*	10
CD2516AI	25x16mm INTERNAL ANGLE*	10
CD2525AI	25x25mm INTERNAL ANGLE*	10
CD5025AI	50x25mm INTERNAL ANGLE▲	1
CD1610AE	16x10mm EXTERNAL ANGLE*	10
CD1616AE	16x16mm EXTERNAL ANGLE*	10
CD2516AE	25x16mm EXTERNAL ANGLE*	10
CD2525AE	25x25mm EXTERNAL ANGLE*	10
CD5025AE	50x25mm EXTERNAL ANGLE▲	1
CD1610TF	16x10mm FLAT TEE*	10
CD1616TF	16x16mm FLAT TEE*	10
CD2516TF	25x16mm FLAT TEE*	10
CD2525TF	25x25mm FLAT TEE*	10
CD5025TF	50x25mm FLAT TEE▲	1
CD1610EC	16x10mm END CAP*	10
CD1616EC	16x16mm END CAP*	10
CD2516EC	25x16mm END CAP*	10
CD2525EC	25x25mm END CAP*	10
CD5025EC	50x25mm END CAP	1
CD1610C	16x10mm COUPLING*	10
CD1616C	16x16mm COUPLING*	10
CD2516C	25x16mm COUPLING*	10

* ▲ Please see installation notes page 9.

* MINI TRUCKING FITTINGS AVAILABLE IN WHITE ONLY

Mini Trunking - Accessories



Ref No	Description	Pack
CD2516ST	25x16mm SIDE TEE	10




CD2516LHI	25x16mm L HAND INTERSECTION	10
CD2516RHI	25x16mm R HAND INTERSECTION	10

Mounting Block



Ref No	Description	Pack
AUSIBOX	20mm DEEP MOUNTING BLOCK ENTRIES IN 8 DIFFERENT POSITIONS EACH TO ACCEPT EITHER CD1610, CD1616 OR CD2516	10

Note: When ordering mini-trunking add colour suffix ie: CD4016 WH
Colour Suffixes: White=WH, Brown=CB, Grey=GR



Installation

*These trunking accessories are moulded, therefore accurate mitreing and jointing is not necessary. All couplings, angles and T-pieces snap into position and the adjacent ends of trunking need only be rough cut. Cut the lid of the trunking 10mm shorter than the base for the accessory to snap into position. Trunking should be secured to the wall at greater than 150mm from an accessory to allow for minor discrepancies in the wall surface.

▲ These trunking accessories are fabricated, therefore follow these procedures.

1. Fix base of trunking and base of accessories to wall. (allow slotted mounting holes for thermal expansion).
2. Cut lid of trunking shorter than base by the same amount as the overlap of lid on the accessory. If more than one trunking length is to be fitted between accessories, cut only final lid to allow overlap of the base joint for added strength. Ensure that all cut ends are square and neat and a sufficient gap is allowed between lids for thermal expansion.



AussieDuct Mini Trunking with double sided adhesive tape is the ideal cable management system for use in domestic and commercial applications or where lease restrictions prevent structural or below-the-surface modifications to the electrical system.

Quick, Easy Installation due to the specially selected and applied double sided adhesive tape.

Even after installation, the AussieDuct trunking system may be easily altered to allow for upgrade or re-arrangement.

Mini Trunking with Double Sided Tape - 4m Lengths

ALL DIMENSIONS ARE GIVEN IN MM - WIDTH BEFORE HEIGHT



Ref No	Size	Colour	Pack
CD1006T	10x6mm	WHITE	10
CD1610T	16X10mm	WHITE	10
CD1616T	16x16mm	WHITE	10
CD2516T	25X16mm	WHITE	10
CD2525T	25x25mm	WHITE	10

Cable Cover - 2m Lengths



Ref No	Description	Colour	Pack
CC10T	10mm CABLE COVER WITH DOUBLE SIDED ADHESIVE TAPE	GREY	10



AussieDuct Maxi Trunking is manufactured to suit heavy duty cable management applications on commercial and industrial sites. As with Mini Trunking, installation is an easy operation, with the convenience of after-installation modification.


Installation

▲ These trunking accessories are fabricated, therefore follow these procedures.

1. Fix base of trunking and base of accessories to wall. (allow slotted mounting holes for thermal expansion).
2. Cut lid of trunking shorter than base by the same amount as the overlap of the lid on the accessory. If more than one trunking length is to be fitted between accessories, cut only final lid to allow overlap of the base joint for added strength. Ensure that all cut ends are square and neat and a sufficient gap is allowed between lids for thermal expansion (see technical specifications on page 39 for UPVC thermal expansion limits).

Maxi Trunking - 4m Lengths

ALL DIMENSIONS ARE GIVEN IN MM - WIDTH BEFORE HEIGHT



CD10050
CD15075
CD5050

Ref No	Size	Colour	Pack
CD5050	50x50mm	WHITE/BROWN/GREY ▲	8
CD7525	75x25mm	WHITE ▲	8
CD7550	75x50mm	WHITE/GREY ▲	6
CD7575	75x75mm	WHITE/GREY ▲	6
CD10050	100x50mm	WHITE/GREY ▲	6
CD100100	100x100mm	WHITE/GREY ▲	4
CD15075	150x75mm	WHITE/GREY ▲	2

Maxi Trunking - Accessories



FLAT
ANGLE



INTERNAL
ANGLE



EXTERNAL
ANGLE



FLAT TEE



END PIECE

Ref No	Description	Pack
CD50DIV	DIVIDER TO FIT CD7550 - 2m	1
CD5050AF	50x50mm FLAT ANGLE ▲	1
CD7550AF	75x50mm FLAT ANGLE ▲	1
CD7575AF	75x75mm FLAT ANGLE ▲	1
CD10050AF	100x50mm FLAT ANGLE ▲	1
CD100100AF	100x100mm FLAT ANGLE ▲	1
CD5050AI	50x50mm INTERNAL ANGLE ▲	1
CD7550AI	75x50mm INTERNAL ANGLE ▲	1
CD7575AI	75x75mm INTERNAL ANGLE ▲	1
CD10050AI	100x50mm INTERNAL ANGLE ▲	1
CD100100AI	100x100mm INTERNAL ANGLE ▲	1
CD5050AE	50x50mm EXTERNAL ANGLE ▲	1
CD7550AE	75x50mm EXTERNAL ANGLE ▲	1
CD7575AE	75x75mm EXTERNAL ANGLE ▲	1
CD10050AE	100x50mm EXTERNAL ANGLE ▲	1
CD100100AE	100x100mm EXTERNAL ANGLE ▲	1
CD5050TF	50x50mm FLAT TEE ▲	1
CD7550TF	75x50mm FLAT TEE ▲	1
CD7575TF	75x75mm FLAT TEE ▲	1
CD10050TF	100x50mm FLAT TEE ▲	1
CD100100TF	100x100mm FLAT TEE ▲	1
CD5050EP	50x50mm END PIECE ▲	1
CD7550EP	75x50mm END PIECE ▲	1
CD7575EC	75x75mm END CAP*	1
CD10050EC	100x50mm END CAP*	1
CD100100EC	100x100mm END CAP*	1
CD15075EC	150x75mm END CAP*	1

Note: When ordering maxi-trunking add colour suffix ie: CD100100GR
Colour Suffixes: White=WH, Brown=CB, Grey=GR

* ▲ Please see installation notes page 12.



Alternate Data application for **SD16535IP**

AussieDuct PVC Skirting Trunking is a practical, maintenance free, totally accessible management system used for power, telephone, internal communication and other electronic requirements such as computer cabling.

Benefits:

- Earthing straps are not required
- Greater cable carrying capacity than alternative materials for same c.s.a.
- Will not dent or mark
- Will not fade
- No sharp edges
- Standardisation of colours ensures practical refurbishment at a later date
- 2 channel trunking may be converted to 3 channel at a later date.

ALL DIMENSIONS ARE GIVEN IN MM - WIDTH BEFORE HEIGHT




SD13035



2 CHANNEL PLUS 3RD
CHANNEL ASSEMBLED



SD3535



SD16535IP - INTERCOM PLATE



SD13035C - COUPLER



SD13035AE - EXTERNAL ANGLE



SD13035AI - INTERNAL ANGLE



SD13035PO - POWER OUTLET KIT



SD13035CA - CROSS OVER ADAPTOR



SD13035LHE - LEFT HAND COVER



SD13035RHE - RIGHT HAND COVER



SD16535E3 - END COVER



SD13035TPI - TELEPHONE SOCKET

Skirting Trunking - 3.6m Lengths

Ref No	Description	Pack
SD13035	130x35mm 2 CHANNEL THRUWAY SKIRTING TRUNKING (COMPRISES BASE AND COVER)	1
SD3535	35x35mm 3RD CHANNEL THRUWAY SKIRTING TRUNKING	1
SPARES		
SC13035CP1800	1.8m 2 CHANNEL THRUWAY COVER ONLY	1

Skirting Trunking - Accessories c/w Screws

Ref No	Description	Pack
SD16535IP	INTERCOM/DATA PLATE TO SUIT 2 OR 3 CHANNEL	1
SD13035C	COUPLER	1
SD13035AE	ANGLE EXTERNAL	1
SD13035AI	ANGLE INTERNAL	1
SD13035PO	POWER OUTLET KIT (2 PARTS)	1
SD13035CA	CROSSOVER ADAPTOR	1
SD13035RHE	RIGHT HAND END COVER	1
SD13035LHE	LEFT HAND END COVER	1
SD16535E3	3RD CHANNEL END COVER ADDITION	1
SD13035TPI	PLATE FOR TELEPHONE SOCKET	1
SPARES		
SD13035AS	COUNTERSUNK ASSY. SCREWS	100
SD13035TS	TELEPHONE PLATE SCREWS	100

Note: When ordering skirting trunking and accessories add colour suffix ie: SD13035BL Colour Suffixes: Black=BL, Mist Grey=MG

2 Channel Thru-way Skirting Trunking - SD13035

The 2 Channel Thru-Way skirting trunking is extruded from high impact UPVC being complimented by a full range of injection moulded UPVC accessories. It measures 130mm high by 35mm wide with standard length of 3600mm. It was developed to accommodate both power and telephone cables in an aesthetically appealing manner. Telephone cable capacity is 12.9mm² which will carry a 100 pair and a 50 pair cable - ample for most commercial applications.

3 Channel Thru-way Skirting Trunking - SD3535

Measures 165mm high x 35mm wide with a standard length of 3600mm. This is a combination of the 2 Channel with the 3rd Channel mounted beneath. This 3rd 'intercom' facility additionally allows for other electric requirements including computer cabling.

Method of Installing 2 Channel Trunking

- NOTE:**
- 1 Fixed by using screws or suitable masonry fixing either before or after floor covering is laid.
 - 2 When installing before the floor coverings are laid it must be mounted to allow the floor coverings to fit under the channel.
 - 3 Do not screw to metal, use adhesives.
 - 4 When cutting base ends ensure they are square before fixing.
- FIXING:**
- 1 Make sure all cut-outs for cable entry are made prior to fixing.
 - 2 (a) Cut timber blocks 15mm thick if floor covering in place, if not add proposed depth of floor covering to the 15mm.
(b) Stagger fixing holes in top and lower ducts as shown using 600mm maximum centres.
 - 3 Fix to wall.

Method of Installing 3 Channel Trunking

- NOTE:**
- 1 Fixed by using screws or suitable masonry fixing either before or after floor covering is laid.
 - 2 Do not screw to metal, use adhesives.
- FIXING:**
- 1 When cutting base ends and 3rd Channel ends ensure they are square before fixing.
 - 2 Make sure all cut-outs for cable entry are made prior to fixing.
 - 3 Place 3rd Channel against wall and floor and fix at 600mm maximum centres.
 - 4 Push lower edge of the 2 channel trunking into recess at top of 3rd channel.
 - 5 Fix 2 channel trunking to wall by staggering fixing holes in top and lower ducts as shown using 600mm maximum centres.

Method of Installing at corners and around pillars

(To meet Austel continuous skirting trunking specifications.)

Internal Corners: Cut the frontal upstands of duct A to the width of duct B. The ducts will then butt together at 90°. The exposed portion of the wall left by the butting will be covered by the corner plates.

External Corners: Cut the back of the duct B to the width of duct A. The channels of duct B will then protrude and butt flush with the channels of duct A.

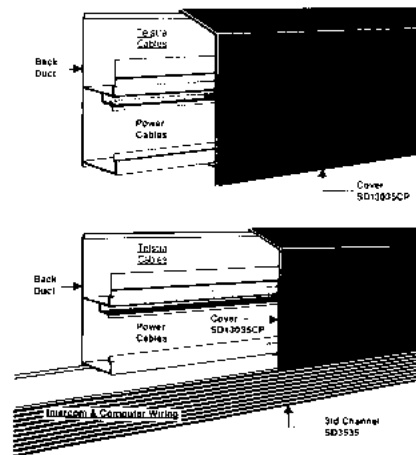
Around a Pillar: Treat internal and external corners as above. Note that it is also possible to make a mitre cut for external and internal corners.

Accuracy of cutting is not essential as blemishes will be concealed behind covers.

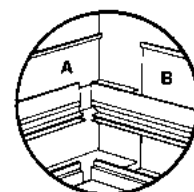
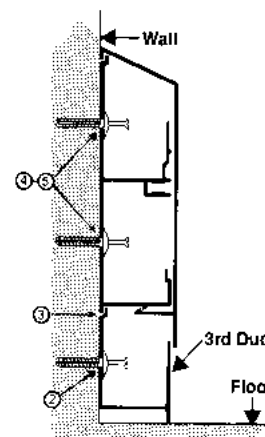
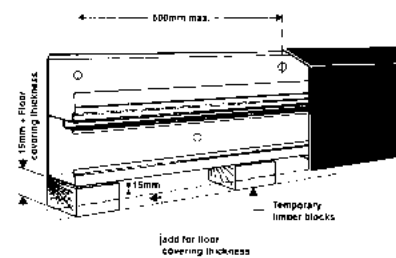
Accessory Range: There's an accessory for every requirement.

Internal and External Corner Covers: 2 channel only. Corner covers screw onto the main skirting to complete a 90° internal or external corner. (Recessed head screws provided).

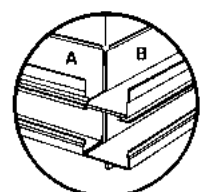
Left and Right Hand End Covers - 2 Channel and 3 Channel: When runs of skirting stop at doors and archways, they can be sealed off neatly with left or right hand end covers (Recessed head screws provided). The 3 channel system uses the same end covers as the 2 channel system plus an insert plate. The insert plate is standard for both left and right hand.



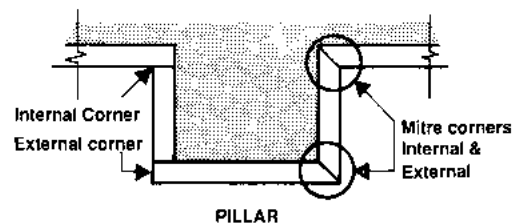
The accessories have been designed with 5mm overlap either side to allow for thermal expansion, so when cutting the duct cover to fit between accessories, allow a total of 10mm extra length.



INTERNAL CORNER



EXTERNAL CORNER



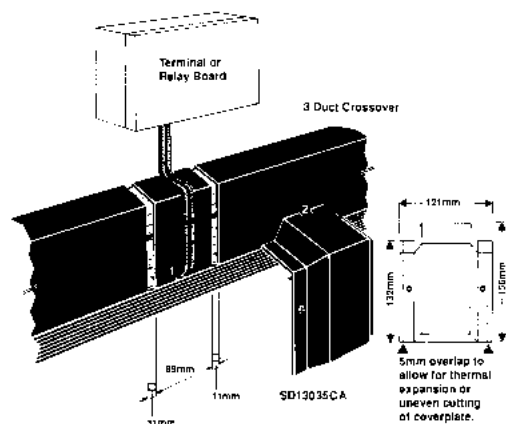
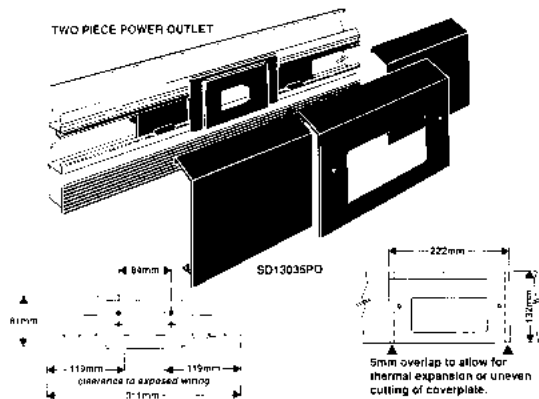
PILLAR

2 Piece Power Outlet - SD13035PO

Power outlets can be positioned anywhere along the run. Switch plate holding nuts are already welded in position.

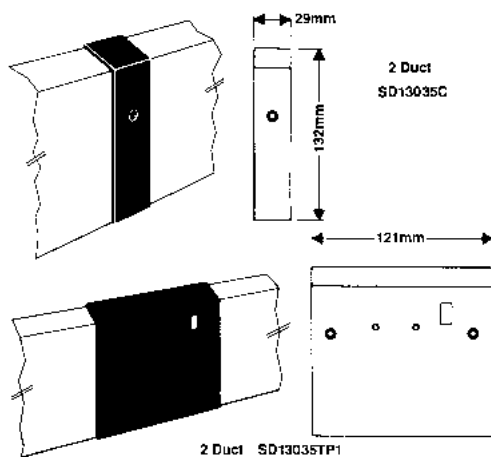
Acceptable Power Outlets

HPM Single: 787, 787/R
Double: 777
and equivalent units in the Excel range.



3 Duct Crossover - SD13035CA

Used where Telstra, power or intercommunication cables enter the ducting system. Simply remove the appropriate portion of cover. Note that a short length of cover is retained behind the crossover plate to protect the cables in other ducts. A cut is made in both the duct cover and the crossover plate to allow entry of cables.

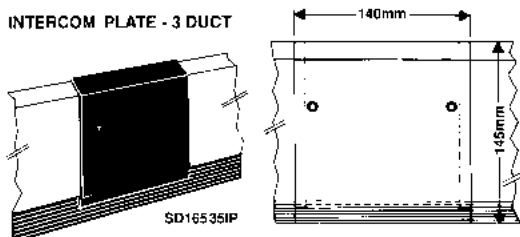


Coupler - SD13035C

When runs exceed maximum lengths (3.6m), or when short lengths of THRUWAY are used, the join is finished with the coupler and supplied screws.


Plate for Telephone Socket - SD13035TPI

The outlet can be positioned by removing the appropriate length of cover. Each outlet is held by two screws.



Intercom/Data Plate (2 or 3 Channel) - SD16535IP

The Intercom Outlet Plate can be positioned anywhere along the skirting. Removing the appropriate length of cover and insert the plate with two recessed head screws (provided).



AussieDuct Closed or Open Slotted Trunking

makes the running of a large number of cables with many terminations a neat, quick and easy operation. Most suitable in control panels, switch and distribution boards. The elongated mounting holes in the base provide improved fixing whilst allowing for thermal expansion (see technical specifications on page 38 for UPVC thermal expansion limits).




ALL DIMENSIONS ARE GIVEN IN MM - WIDTH BEFORE HEIGHT



CS2560
CLOSED
SLOTTED



OS2560
OPEN
SLOTTED



TS60LD LID
TS25LD LID

Closed Slotted Trunking - 2m Lengths

Ref No	Size	Pack
CS2530	25x30mm	12
CS2560	25x60mm	12
CS4040	40x40mm	12
CS4060	40x60mm	12
CS4080	40x80mm	12
CS6060	60x60mm	12
CS6080	60x80mm	8
CS8080	80x80mm	6
CS100100	100x100mm	6

AVAILABLE IN BLACK OR GREY

Open Slotted Trunking - 2m Lengths

Ref No	Size	Pack
OS2530	25x30mm	12
OS2560	25x60mm	12
OS2580	25x80mm	12
OS4040	40x40mm	12
OS4060	40x60mm	12
OS4080	40x80mm	12
OS6060	60x60mm	12
OS6080	60x80mm	8
OS8040	80x40mm	12
OS8060	80x60mm	8
OS8080	80x80mm	6
OS10080*	100x80mm	6
OS100100	100x100mm	6

AVAILABLE IN BLACK OR GREY


*AVAILABLE IN GREY ONLY

Slotted Trunking (Lids only) - 2m Lengths

Ref No	Size	Pack
TS25LD	25mm	1
TS40LD	40mm	1
TS60LD	60mm	1
TS80LD	80mm	1
TS100LD	100mm	1

AVAILABLE IN BLACK OR GREY


Note: When ordering add colour suffix ie: TS25LDGR
Colour Suffixes: Grey=GR, Black=BL



Australian Plastic Profiles produces a comprehensive range of Rigid Conduits to suit a myriad of Electrical and Communications applications. Manufactured in grades of Light, Medium and Heavy Duty all Rigid Conduit complies fully with requirements of AS2053 and is complemented by a comprehensive range of associated fittings.


Electrical & Communications - To AS2053

Rigid Conduit - 4m lengths - Medium Duty - Grey



Ref No	Nominal Outside Diameter	Nominal Wall Thickness	Pack
RC16MDGR	16mm	1.75mm	10
RC20MDGR	20mm	1.95mm	10
RC25MDGR	25mm	1.95mm	10
RC32MDGR	32mm	2.25mm	10
RC40MDGR	40mm	2.55mm	5
RC50MDGR	50mm	2.95mm	5

Rigid Conduit - 4m lengths - Heavy Duty - Orange



Ref No	Nominal Outside Diameter	Nominal Wall Thickness	Pack
RC20HDOR	20mm	2.45mm	10
RC25HDOR	25mm	2.65mm	10
RC32HDOR	32mm	2.85mm	10
RC40HDOR	40mm	3.25mm	5
RC50HDOR	50mm	3.65mm	5
RC63HDOR	63mm	4.205mm	1
RC80HDOR	89mm	4.95mm	1
RC100HDOR	114mm	6.30mm	1
RC125HDOR	140mm	7.65mm	1
RC150HDOR	160mm	8.80mm	1


Rigid Conduit - 6m lengths - Light Duty - Orange

Ref No	Nominal Outside Diameter	Nominal Wall Thickness	Pack
RC80CLS60R*	89mm	2.60mm	1
RC100CLS60R	114mm	3.25mm	1
RC125CLS60R	140mm	4.00mm	1
RC150CLS60R	160mm	4.5mm	1

* this product on application

Rigid Conduit

Rigid Conduit - 4m lengths - Telecommunications - White



Ref No	Nominal Outside Diameter	Nominal Wall Thickness	Pack
RC20TELWH	20mm	1.95mm	10
RC25TELWH	25mm	1.95mm	10
RC32TELWH	32mm	2.25mm	10
RC50TELWH	50mm	2.95mm	5

Rigid Conduit - 6m lengths - Telecommunications - White


Ref No	Nominal Outside Diameter	Nominal Wall Thickness	Pack
RC80TELWH	89mm	3.80mm	1
RC100TELWH	114mm	4.85mm	1
RC100HDWH/6M	114mm	6.30mm	54

Rigid Conduit - Telstra - 4.5m lengths - White



Ref No	Nominal Outside Diameter	Nominal Wall Thickness	Pack
RC20TELSTRA	26mm	1.7mm	10
RC50TELSTRA	60mm	3.65mm	1
RC100TELSTRA	114mm	4.5mm	1

Telecommunications Pipe - 4m lengths - White



Ref No	Nominal Outside Diameter	Nominal Wall Thickness	Pack
*CP1006WH	10mm	1.75mm	50

Rigid Conduit - 4m lengths - HFT - Black - No Bells


Ref No	Nominal Outside Diameter	Nominal Wall Thickness	Pack
*RC20HFTBL	20mm	2.45mm	10
*RC25HFTBL	25mm	2.65mm	10
*RC32HFTBL	32mm	2.85mm	10

* THESE PRODUCTS "ON APPLICATION"




Corrugated Conduit - Medium Duty - Grey

Ref No	Nominal Outside Diameter	Coil
MC16GR	16mm	10m
CC16GR	16mm	50m
CC20GR	20mm	50m
SH20GR20M	20mm	20m
MC20GR	20mm	10m
CC25GR	25mm	50m
SH25GR20M	25mm	20m
MC25GR	25mm	10m
CC32GR	32mm	25m
MC32GR	32mm	10m



Corrugated Conduit - Medium Duty - Grey - With Draw Wire

Ref No	Nominal Outside Diameter	Coil
CC2020GR	20mm	50m
CC2025GR	25mm	50m




Corrugated Conduit - Heavy Duty - Orange

Ref No	Nominal Outside Diameter	Coil
*CC2020OR	20mm	50m
MC20OR	20mm	10m
*CC2025OR	25mm	50m
MC25OR	25mm	10m
CC32OR	32mm	25m
MC32OR	32mm	10m

* These products with draw wire.

Corrugated Conduit - Medium Duty - White Telecommunications



Ref No	Nominal Outside Diameter	Coil
CC20WH	20mm	50m
CC25WH	25mm	50m

AussieDuct Systems 2000 Junction Boxes and fittings are suitable for use with both Rigid and Corrugated Conduits. The system meets and in some cases exceeds the specifications for AS2053 and IP66-AS1939. All fittings are UV stabilised and are therefore suitable for outside installations.
 NOTE: ONLY 22 FITTINGS WILL PROVIDE OVER 34,000 CONFIGURATIONS.

System 2000 Junction Box & Fittings Multi Functional Junction Box Components



JB2001GR



JB2002GR



JB2002AGR



JB2003GR



JB2004GR



JE2000GRR



JL2000GR LID



JP2000GR - BLANK/PLUG



JD2015YL SHALLOW
 DISPOSABLE LID



JD2035YL DEEP
 DISPOSABLE LID

Ref No	Description	Pack
JB2001GR	1WAY TERMINAL JUNCTION BOX C/W LID	10
JB2002GR	2WAY TERMINAL JUNCTION BOX C/W LID	10
JB2002AGR	2WAY ANGLE JUNCTION BOX C/W LID	10
JB2003GR	3WAY TEE JUNCTION BOX C/W LID	10
JB2004GR	4WAY CROSS JUNCTION BOX C/W LID	10
JE2000GRR	JUNCTION BOX EXTENSION - RIGID	15
JL2000GR	JUNCTION BOX LID	20
JP2000GR	JUNCTION BOX BLANK/PLUG (TO SUIT SYSTEMS 2000 JUNCTION BOXES)	50
JD2015YL	YELLOW DISPOSABLE LID (SHALLOW)	20
JD2035YL	YELLOW DISPOSABLE LID (DEEP) (TO SUIT SYSTEMS 2000 JUNCTION BOXES)	10

NOTE: WHEN ORDERING SYSTEM 2000 JUNCTION BOXES,
 USE JE2000GRR EXTENSION
 Colour Suffixes: White=WH, GREY=GR, ORANGE=OR, YELLOW=YL

System 2000 Acceptor Range Rigid Conduit



Ref No	Conduit Size	Pack
AR2016GR	16mm	20
AR2020GR	20mm	50
AR2025GR	25mm	50
AR2032GR	32mm	10

System 2000 Acceptor Range Corrugated Conduit



Ref No	Conduit Size	Pack
AC2016GR	16mm	20
AC2020GR	20mm	50
AC2025GR	25mm	50
AC2032GR	32mm	10

Corrugated Fittings

90° Terminators with Locknuts - IP66



Ref No	Conduit Size	Thread Size	Pack
RT2016GR	16mm	20mm	10
RT2020GR	20mm	20mm	20
RT2025GR	25mm	25mm	10
RT2032GR	32mm	32mm	5

Straight Terminators with Locknuts - IP66



Ref No	Conduit Size	Thread Size	Pack
ST2016GR	16mm	20mm	10
ST2020GR	20mm	20mm	20
ST2025GR	25mm	25mm	10
ST2032GR	32mm	32mm	8

Fittings



Rigid Junction Boxes

Ref No	Description	Pack
JBR16/4DGR	16mm 4 Way Rigid Junction Box Deep	10
JBR20/1GR	20mm 1 Way Rigid Junction Box Standard	10
JBR20/2GR	20mm 2 Way Rigid Junction Box Standard	10
JBR20/2AGR	20mm 2 Way Angle Rigid Junction Box Standard	10
JBR20/3GR	20mm 3 Way Rigid Junction Box Standard	10
JBR20/4GR	20mm 4 Way Rigid Junction Box Standard	10
JBR20/1DGR	20mm 1 Way Rigid Junction Box Deep	10
JBR20/2DGR	20mm 2 Way Rigid Junction Box Deep	10
JBR20/2ADGR	20mm 2 Way Angle Rigid Junction Box Deep	10
JBR20/3DGR	20mm 3 Way Rigid Junction Box Deep	10
JBR20/4DGR	20mm 4 Way Rigid Junction Box Deep	10
JBR25/1GR	25mm 1 Way Rigid Junction Box Standard	10
JBR25/2GR	25mm 2 Way Rigid Junction Box Standard	10
JBR25/2AGR	25mm 2 Way Angle Rigid Junction Box Standard	10
JBR25/3GR	25mm 3 Way Rigid Junction Box Standard	10
JBR25/4GR	25mm 4 Way Rigid Junction Box Standard	10
JBR25/1DGR	25mm 1 Way Rigid Junction Box Deep	10
JBR25/2DGR	25mm 2 Way Rigid Junction Box Deep	10
JBR25/2ADGR	25mm 2 Way Angle Rigid Junction Box Deep	10
JBR25/3DGR	25mm 3 Way Rigid Junction Box Deep	10
JBR25/4DGR	25mm 4 Way Rigid Junction Box Deep	10

Disposable Lid

Ref No	Description	Pack
DL300R	30mm Orange Disposable Lid with lugs	20

PVC Solvent Cement

Ref No	Description	Pack
CEB500BU	500ml Plastic Bottle with Brush - Blue	1
CET4000BU	4 litre Tin with Brush - Blue	1

90° Heavy Duty Sweep Bends



Ref No	Conduit Size	Radius	Pack
LSB200R	20mm	150mm	1
LSB250R	25mm	150mm	1
LSB320R	32mm	312mm	1
LSB400R	40mm	312mm	1
LSB500R	50mm	320mm	1
LSB630R	63mm	325mm	1
LSB800R	80mm	550mm	1
LSB1000R	100mm	508mm	1
LSB1250R	125mm	635mm	1
LSB1500R	150mm	760mm	1

45° Heavy Duty Sweep Bends



Ref No	Conduit Size	Radius	Pack
HSB320R	32mm	312mm	1
HSB400R	40mm	312mm	1
HSB500R	50mm	320mm	1
HSB630R	63mm	325mm	1
HSB800R	80mm	550mm	1
HSB1000R	100mm	600mm	1
HSB1250R	125mm	635mm	1
HSB1500R	150mm	760mm	1

22.5° Heavy Duty Sweep Bends

Ref No	Conduit Size	Radius	Pack
QSB800R	80mm	1200mm	1
QSB1000R	100mm	1200mm	1
QSB1250R	125mm	1200mm	1
QSB1500R	150mm	1200mm	1

90° Heavy Duty Sweep Bends - Large Radius

Ref No	Conduit Size	Radius	Pack
LSB40OR600	40mm	600mm	1
LSB50OR600	50mm	600mm	1
LSB63OR600	63mm	600mm	1
LSB1.2M80OR	80mm	1200mm	1
LSB1.2M100OR	100mm	1200mm	1
LSB1.2M125OR	125mm	1200mm	1
LSB1.2M150OR	150mm	1200mm	1
LSB2M100OR	100mm	2000mm	1
LSB2M125OR	125mm	2000mm	1
LSB2M150OR	150mm	2000mm	1

45° Heavy Duty Sweep Bends - Large Radius

Ref No	Conduit Size	Radius	Pack
HSB1.2M100OR	100mm	1200mm	1
HSB1.2M125OR	125mm	1200mm	1
HSB1.2M150OR	150mm	1200mm	1
HSB2M80OR	80mm	2000mm	1
HSB2M100OR	100mm	2000mm	1
HSB2M125OR	125mm	2000mm	1
HSB2M150OR	150mm	2000mm	1

30° Heavy Duty Sweep Bends - Large Radius

Ref No	Conduit Size	Radius	Pack
TSB100OR	100mm	1200mm	1
TSB125OR	125mm	1200mm	1
TSB150OR	150mm	1200mm	1

11.25° Heavy Duty Sweep Bends - Large Radius

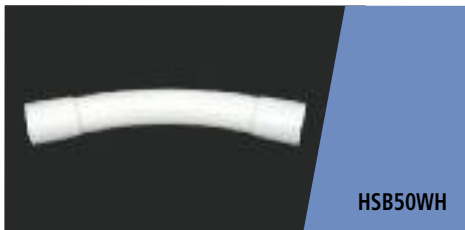
Ref No	Conduit Size	Radius	Pack
ESB1.8M100OR	100mm	1800mm	1
ESB1.8M125OR	125mm	1800mm	1
ESB1.8M150OR	150mm	1800mm	1



LSB50WH

90° Telecommunication Sweep Bends

Ref No	Conduit Size	Radius	Pack
LSB20WH	20mm	150mm	10
LSB25WH	25mm	150mm	10
LSB32WH	32mm	312mm	10
LSB50WH	50mm	320mm	5
LSB80WH	80mm	550mm	1
LSB100WH	100mm	508mm	1



HSB50WH

45° Telecommunications Sweep Bends

Ref No	Conduit Size	Radius	Pack
HSB32WH	32mm	312mm	5
HSB50WH	50mm	320mm	5
HSB80WH	80mm	550mm	1
HSB100WH	100mm	600mm	1



LSB20TELSTRA

22.5° Telecommunications Sweep Bends

Ref No	Conduit Size	Radius	Pack
QSB100WH	100mm	1200mm	1

11.25° Telecommunications Sweep Bends

Ref No	Conduit Size	Radius	Pack
ESB1.8M100WH	100mm	1800mm	1

90° Telstra Sweep Bends

Ref No	Radius	Pack
LSB20TELSTRA	100mm	1
LSB20TELSTRA305	305mm	1
LSB50TELSTRA	305mm	1
LSB100TELSTRA	508mm	1

45° Telstra Sweep Bends

Ref No	Radius	Pack
HSB50TELSTRA	305mm	1
HSB100TELSTRA	584mm	1

— Fittings



Heavy Duty Joint Couplings - Orange

Ref No	Conduit Size	Pack
JC63OR	63mm	1
*JC80OR	80mm	1
*JC100OR	100mm	1
JC125OR	125mm	1
JC150OR	150mm	1

Heavy Duty Slip Couplings - Orange

Ref No	Conduit Size	Pack
SC63OR	63mm	1
*SC100OR	100mm	1
SC125OR	125mm	1
SC150OR	150mm	1

Light Duty Slip Couplings - Orange

Ref No	Conduit Size	Pack
SC125CLS6OR	125mm	1

Bell Mouth Coupling Type - Orange



Ref No	Conduit Size	Pack
*BM50COR	50mm	1
BM63COR	63mm	1
*BM80COR	80mm	1
*BM100COR	100mm	1
BM125COR	125mm	1
BM150COR	150mm	1

*ALSO AVAILABLE IN WHITE



Corrugated/Corrugated Coupling - IP66

Ref No	Conduit Size	Pack
SC2016GR	16mm	15
*SC2020GR	20mm	40
*SC2025GR	25mm	30
SC2032GR	32mm	5

Rigid/Corrugated Coupling - IP66

Ref No	Conduit Size	Pack
DC2016GR	16mm	15
*DC2020GR	20mm	40
*DC2025GR	25mm	30
DC2032GR	32mm	10

Telstra Coupling Rigid/Corrugated

Ref No	To suit 20mm Telstra conduit	Pack
DC2527TWH	27mm RGD - 25mm COR	30

Locknuts

Ref No	Conduit Size	Pack
LN2020GR	20mm	100
LN2025GR	25mm	50
LN2032GR	32mm	50

Conduit Locating Flange - Orange

Ref No	Conduit Size	Pack
LF200R	20mm	10
LF250R	25mm	10

End Caps - Orange

Ref No	Conduit Size	Pack
RCC80OR	80mm	1
*RCC100OR	100mm	1
RCC125OR	125mm	1
RCC150OR	150mm	1

*ALSO AVAILABLE IN WHITE

Fittings



JC20GR

Plain Rigid Coupling

Ref No	Conduit Size	Pack
JC20TELSTRA	20mm TELSTRA	50
*JC20GR	20mm	50
*JC25GR	25mm	40
JC32GR	32mm	40
JC40GR	40mm	20
JC50GR	50mm	10
JC50TELSTRA	50mm TELSTRA	5

Refer to Page 30 for Orange Couplings

Male Adaptor - Plain to Screwed



MA20GR

Ref No	Conduit Size	Thread Size	Pack
MA16GR	16mm	20mm	20
MA20GR	20mm	20mm	50
MA25GR	25mm	25mm	50
MA32GR	32mm	32mm	20
MA40GR	40mm	40mm	10
MA50GR	50mm	50mm	10

Inspection Tee



IT20GR

Ref No	Conduit Size	Pack
IT16GR	16mm	10
*IT20GR	20mm	20
*IT25GR	25mm	10
*IT32GR	32mm	5

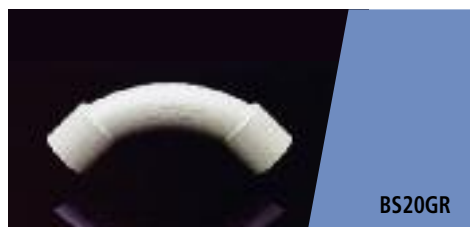
Inspection Elbows



IE20GR

Ref No	Conduit Size	Pack
IE16GR	16mm	10
*IE20GR	20mm	20
*IE25GR	25mm	20
*IE32GR	32mm	10

* AVAILABLE IN WHITE



Solid Elbows

Ref No	Conduit Size	Pack
SE16GR	16mm	20
*SE20GR	20mm	20
*SE25GR	25mm	20
SE80OR	80mm	1

Standard Bends

Ref No	Conduit Size	Pack
*BS20GR	20mm	20
*BS25GR	25mm	20
*BS32GR	32mm	10
BS40GR	40mm	1
*BS50GR	50mm	1

Metal Saddles Full - Zinc Plated

Ref No	Conduit Size	Pack
CSF16	16mm	100
CSF20	20mm	100
CSF25	25mm	100
CSF32	32mm	50


Metal Saddles Half - Zinc Plated

Ref No	Conduit Size	Pack
CSH16	16mm	100
CSH20	20mm	100
CSH25	25mm	50

* AVAILABLE IN WHITE

Security Systems 2000 Conduit, Junction Boxes, Fittings


Transparent Rigid UPVC Conduit - 4m lengths - No Bells



Ref No	Nominal Outside Diameter	Nominal Wall Thickness	Pack
CR20MDCL	20mm	1.95mm	10
CR25MDCL	25mm	1.95mm	10
CR32MDCL	32mm	2.25mm	10
CR50MDCL	50mm	2.95mm	5


Medium Duty Transparent

SUPPLIED WITHOUT BELLS - USE CLEAR COUPLINGS REFER TO PAGE 35




Junction Boxes, Components and Conduit Fittings

Ref No	Conduit Size	Pack
JB2001CL	1 Way Terminal Junction Box C/W Lid	10
JB2002CL	2 Way Through Junction Box C/W Lid	10
JB2002ACL	2 Way Angle Junction Box C/W Lid	10
JB2003CL	3 Way Tee Junction Box C/W Lid	10
JB2004CL	4 Way Cross Junction Box C/W Lid	10
JP2000CL	Blank/Plug	50
JL2000CL	Lid	20



Inspection Tee Transparent

Ref No	Conduit Size	Pack
IT20CL	20mm	20
IT25CL	25mm	10
IT32CL	32mm	10



Inspection Elbow Transparent

Ref No	Conduit Size	Pack
IE20CL	20mm	20
IE25CL	25mm	20
IE32CL	32mm	10



Solid Elbows Transparent

Ref No	Conduit Size	Pack
SE20CL	20mm	20
SE25CL	25mm	20



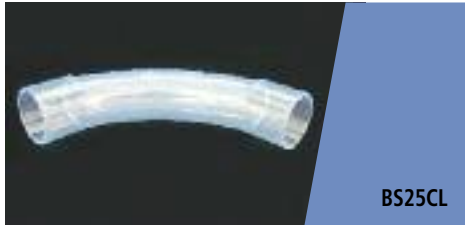


Transparent Conduit

AussieDuct

www.app.net.au

Standard Bends Transparent



BS25CL

Ref No	Conduit Size	Pack
BS20CL	20mm	20
BS25CL	25mm	20
BS32CL	32mm	10
BS50CL	50mm	5

Male Adaptor - Plain to Screwed - Transparent



MA20CL

Ref No	Conduit Size	Thread Size	Pack
MA20CL	20mm	20mm	50
MA25CL	25mm	25mm	50
MA32CL	32mm	32mm	50
MA50CL	50mm	50mm	10

Acceptor Transparent



AR2020CL
ACCEPTOR

Ref No	Conduit Size	Pack
AR2020CL	20mm	50
AR2025CL	25mm	50
AR2032CL	32mm	10

Couplings Transparent

Ref No	Conduit Size	Pack
JC20CL	20mm	30
JC25CL	25mm	30
JC32CL	32mm	20
JC50CL	50mm	5

Do not store Transparent Conduit and/or fittings in direct sunlight.

All above Products are manufactured from UPVC except the junction boxes and lids which are polycarbonate.

All products are subject to stock availability.

Air Conditioning



PIPE DUCT



WALL CAP



ELBOW



CORNER



FLEXIBLE
DUCT

Pipe Duct

Ref No	Description	Pack
PD80IV2000	80mm PIPE DUCT x 2000mm	10
PD100IV2000	100mm PIPE DUCT x 2000mm	8
PD80IV2400	80mm PIPE DUCT x 2400mm	10
PD100IV2400	100mm PIPE DUCT x 2400mm	8

Wall Cap

Ref No	Description	Pack
PD80WC	80mm WALL CAP	24
PD100WC	100mm WALL CAP	16

Elbow

Ref No	Description	Pack
PD80E	80mm ELBOW	25
PD100E	100mm ELBOW	12

Corner


Ref No	Description	Pack
PD80C	80mm CORNER	24
PD100C	100mm CORNER	20

Flexible Duct


Ref No	Description	Pack
PD80FJ	80mm FLEXIBLE DUCT	10
PD100FJ	100mm FLEXIBLE DUCT	8



JOINER



CEILING CAP


 MOUNTING
BLOCK


DRAIN PIPE


 REDUCING
TEE

Joiner

Ref No	Description	Pack
PD80J	80mm JOINER	20
PD100J	100mm JOINER	10

Ceiling Cap

Ref No	Description	Pack
PD80CC	80mm CEILING CAP	20
PD100CC	100mm CEILING CAP	20

Mounting Block

Ref No	Description	Pack
PDMBIV.450	MOUNTING BLOCK x 450mm	24
PDMBIV1000	MOUNTING BLOCK x 1000mm	1
Bolts & Nuts supplied		

Drain Pipe

Ref No	Description	Pack
DP15WH	15mm Air Con. & Refrigeration Drain Pipe x 4000mm	10
DP20WH	20mm Air Con. & Refrigeration Drain Pipe x 4000mm	10
DP25WH	25mm Air Con. & Refrigeration Drain Pipe x 4000mm	10

Reducing Tee

Ref No	Description	Pack
PD100RT	100mm REDUCING TEE	2

Recommended Maximum Number of Thermoplastic insulated unsheathed cables in AussieDuct open and closed slotted trunking (based on 80% stacking factor).

CABLES (AS3147)		Maximum Number Of Cables																					
		CLOSED SLOTTED									OPEN SLOTTED												
Nominal Size mm ²	Stranding	Overall Diameter mm	Area mm ²	25	40	40	40	60	60	80	80	100	100	25	40	40	40	60	60	80	80	100	100
				X	X	X	X	X	X	X	X	X	X	X	X	X	X	X	X	X	X	X	X
1	1/1.13	2.9	6.6	74	155	168	255	345	388	-	-	-	-	74	155	168	255	345	388	-	345	-	-
SOLID	1/1.38	3.2	8.0	61	127	138	210	285	320	433	-	-	-	61	127	138	210	285	320	433	285	-	-
1.5	7/0.50	3.3	8.6	57	118	128	196	265	298	403	-	-	-	57	118	128	196	265	298	403	265	-	-
SOLID	1/1.78	3.6	10.2	48	100	108	165	223	251	340	460	-	-	48	100	108	165	223	251	340	223	460	-
2.5	7/0.67	3.8	11.3	43	90	98	149	202	226	306	415	-	-	43	90	98	149	202	226	306	202	415	-
SOLID	7/0.85	4.8	18.1	27	56	61	93	126	142	192	260	398	-	27	56	61	93	126	142	192	126	260	398
6	7/1.04	5.3	22	22	46	50	76	104	116	158	213	328	-	22	46	50	76	104	116	158	104	213	328
10	7/1.35	6.3	31	16	33	35	54	74	83	112	151	233	-	16	33	35	54	74	83	112	74	151	233
16	7/1.70	7.3	42	12	24	26	40	54	61	83	112	172	-	12	24	26	40	54	61	83	54	112	172
25	19/1.35	9.4	69	7	15	16	24	33	37	50	68	105	-	7	15	16	24	33	37	50	33	68	105
35	19/1.53	10.4	85	6	12	13	20	27	30	40	55	85	-	6	12	13	20	27	30	40	40	55	85

Recommended Maximum Number of Thermoplastic insulated unsheathed cables in AussieDuct mini and maxi enclosed trunking (based on 50% stacking factor AS3000).

CABLES (AS3147)		Maximum Number Of Cables																			
		MINI TRUNKING (TAPED & NON-TAPED)									MAXI TRUNKING										
Nominal Size mm ²	Stranding	Overall Diameter mm	Area mm ²	10 x 6	16 x 10	16 x 16	25 x 16	25 x 25	25 x 50	40 x 16	40 x 25	50 x 25	50 x 25 DUAL	50 x 25 MULTI	50 x 50	75 x 50	75 x 75	100 x 50	100 x 75	150 x 75	
1	1/1.13	2.9	6.6	2	8	13	22	38	80	37	63	80	72	42	169	238	336	340	-	-	-
SOLID	1/1.38	3.2	8.0	1	6	11	18	31	66	31	52	66	59	34	140	196	277	280	-	-	-
1.5	7/0.50	3.3	8.6	1	6	10	17	29	61	29	48	61	55	32	130	182	258	260	-	-	-
SOLID	1/1.78	3.6	10.2	1	5	8	14	24	51	24	41	51	46	27	109	154	217	220	482	-	-
2.5	7/0.67	3.8	11.3	1	4	8	13	22	46	22	36	46	42	24	98	140	196	198	400	421	-
SOLID	7/0.85	4.8	18.1	-	2	5	8	13	29	13	23	29	26	15	61	86	122	124	249	263	-
6	7/1.04	5.3	22	-	2	4	6	11	24	11	19	24	21	12	50	71	100	102	205	216	-
10	7/1.35	6.3	31	-	1	3	4	8	17	8	13	17	15	9	36	50	71	72	146	153	-
16	7/1.70	7.3	42	-	1	2	3	6	12	6	10	12	11	6	26	37	52	53	107	113	-
25	19/1.35	9.4	69	-	-	1	2	3	7	3	6	7	6	4	16	22	32	32	65	69	-
35	19/1.53	10.4	85	-	-	1	1	3	6	3	5	6	5	3	13	18	26	26	53	56	-

Part No.	Page	Part No.	Page	Part No.	Page	Part No.	Page
AC2016GR	25	CD1610AE	8	CD7550AI	13	HSB2M80OR	28
AC2020GR	25	CD1610AF	8	CD7550EP	13	HSB32OR	27
AC2025GR	25	CD1610AI	8	CD7550TF	13	HSB32WH	29
AC2032GR	25	CD1610C	8	CD7575	13	HSB40OR	27
AR2016GR	25	CD1610EC	8	CD7575AE	13	HSB50OR	27
AR2020CL	35	CD1610T	11	CD7575AF	13	HSB50TELSTRA	29
AR2020GR	25	CD1610TF	8	CD7575AI	13	HSB50WH	29
AR2025CL	35	CD1616	7	CD7575EC	13	HSB63OR	27
AR2025GR	25	CD1616AE	8	CD7575TF	13	HSB80OR	27
AR2032CL	35	CD1616AF	8	CEB500BU	26	HSB80WH	29
AR2032GR	25	CD1616AI	8	CET4000BU	26	IE16GR	32
AUSIBOX	9	CD1616C	8	CP1006WH	22	IE20CL	34
BM100COR	30	CD1616EC	8	CR20MDCL	34	IE20GR	32
BM125COR	30	CD1616T	11	CR25MDCL	34	IE25CL	34
BM150COR	30	CD1616TF	8	CR32MDCL	34	IE25GR	32
BM50COR	30	CD2516	7	CR50MDCL	34	IE32CL	34
BM63COR	30	CD2516AE	8	CS100100	19	IE32GR	32
BM80COR	30	CD2516AF	8	CS2530	19	IT16GR	32
BS20CL	35	CD2516AI	8	CS2560	19	IT20CL	34
BS20GR	33	CD2516C	8	CS4040	19	IT20GR	32
BS25CL	35	CD2516EC	8	CS4060	19	IT25CL	34
BS25GR	33	CD2516LHI	9	CS4080	19	IT25GR	32
BS32CL	35	CD2516RHI	9	CS6060	19	IT32CL	34
BS32GR	33	CD2516ST	9	CS6080	19	IT32GR	32
BS40GR	33	CD2516T	11	CS8080	19	JB2001CL	34
BS50CL	35	CD2516TF	8	CSF16	33	JB2001GR	24
BS50GR	33	CD2525	7	CSF20	33	JB2002ACL	34
CC10T	11	CD2525AE	8	CSF25	33	JB2002AGR	24
CC16GR	23	CD2525AF	8	CSF32	33	JB2002CL	34
CC2020GR	23	CD2525AI	8	CSH16	33	JB2002GR	24
CC2020OR	23	CD2525EC	8	CSH20	33	JB2003CL	34
CC2025GR	23	CD2525T	11	CSH25	33	JB2003GR	24
CC2025OR	23	CD2525TF	8	DC2016GR	31	JB2004CL	34
CC20GR	23	CD4016	7	DC2020GR	31	JB2004GR	24
CC20WH	23	CD4025	7	DC2025GR	31	JBR16/4DGR	26
CC25GR	23	CD4025D	7	DC2032GR	31	JBR20/1DGR	26
CC25WH	23	CD5025	7	DC2527TWH	31	JBR20/1GR	26
CC32GR	23	CD5025AE	8	DL30OR	26	JBR20/2ADGR	26
CC32OR	23	CD5025AF	8	DP15WH	37	JBR20/2AGR	26
CD100100	13	CD5025AI	8	DP20WH	37	JBR20/2DGR	26
CD100100AE	13	CD5025D	7	DP25WH	37	JBR20/2GR	26
CD100100AF	13	CD5025DT	11	ESB1.8M100OR	28	JBR20/3DGR	26
CD100100AI	13	CD5025EC	8	ESB1.8M125OR	28	JBR20/3GR	26
CD100100EC	13	CD5025T	11	ESB1.8M150OR	28	JBR20/4DGR	26
CD100100TF	13	CD5025TF	8	ESB1.8M100WH	29	JBR20/4GR	26
CD10050	13	CD5050	13	HSB1.2M100OR	28	JBR25/1DGR	26
CD10050AE	13	CD5050AE	13	HSB1.2M125OR	28	JBR25/1GR	26
CD10050AF	13	CD5050AF	13	HSB1.2M150OR	28	JBR25/2ADGR	26
CD10050AI	13	CD5050AI	13	HSB100OR	27	JBR25/2AGR	26
CD10050EC	13	CD5050EP	13	HSB100TELSTRA	29	JBR25/2DGR	26
CD10050TF	13	CD5050TF	13	HSB100WH	29	JBR25/2GR	26
CD1006	7	CD50DIV	13	HSB125OR	27	JBR25/3DGR	26
CD1006T	11	CD7525	13	HSB150OR	27	JBR25/3GR	26
CD15075	13	CD7550	13	HSB2M100OR	28	JBR25/4DGR	26
CD15075EC	13	CD7550AE	13	HSB2M125OR	28	JBR25/4GR	26
CD1610	7	CD7550AF	13	HSB2M150OR	28	JC100OR	30

Part No.	Page	Part No.	Page	Part No.	Page	Part No.	Page
JC125OR	30	LSB80WH	29	RC100HDWH/6M	22	SD13035LHE	15
JC150OR	30	MA16GR	32	RC100TELSTRA	22	SD13035PO	15
JC20CL	35	MA20CL	35	RC100TELWH	22	SD13035RHE	15
JC20GR	32	MA20GR	32	RC125CLS6OR	21	SD13035TPI	15
JC20TELSTRA	32	MA25CL	35	RC125HDOR	21	SD13035TS	15
JC25CL	35	MA25GR	32	RC150CLS6OR	21	SD16535E3	15
JC25GR	32	MA32CL	35	RC150HDOR	21	SD16535IP	15
JC32CL	35	MA32GR	32	RC16MDGR	21	SD3535	15
JC32GR	32	MA40GR	32	RC20HDOR	21	SE16GR	33
JC40GR	32	MA50CL	35	RC20HFTBL	22	SE20CL	34
JC50CL	35	MA50GR	32	RC20MDGR	21	SE20GR	33
JC50GR	32	MC16GR	23	RC20TELSTRA	22	SE25CL	34
JC50TELSTRA	32	MC20GR	23	RC20TELWH	22	SE25GR	33
JC63OR	30	MC20OR	23	RC25HDOR	21	SE80OR	33
JC80OR	30	MC25GR	23	RC25HFTBL	22	SH20GR20M	23
JD2015YL	24	MC25OR	23	RC25MDGR	21	SH25GR20M	23
JD2035YL	24	MC32GR	23	RC25TELWH	22	ST2016GR	25
JE2000GRR	24	MC32OR	23	RC32HDOR	21	ST2020GR	25
JL2000CL	34	OS100100	19	RC32HFTBL	22	ST2025GR	25
JL2000GR	24	OS10080	19	RC32MDGR	21	ST2032GR	25
JP2000CL	34	OS2530	19	RC32TELWH	22	TS100LD	19
JP2000GR	24	OS2560	19	RC40HDOR	21	TS25LD	19
LF20OR	31	OS2580	19	RC40MDGR	21	TS40LD	19
LF25OR	31	OS4040	19	RC50HDOR	21	TS60LD	19
LN2020GR	31	OS4060	19	RC50MDGR	21	TS80LD	19
LN2025GR	31	OS4080	19	RC50TELSTRA	22	TSB100OR	28
LN2032GR	31	OS6060	19	RC50TELWH	22	TSB125OR	28
LSB100OR	27	OS6080	19	RC63HDOR	21	TSB150OR	28
LSB100TELSTRA	29	OS8040	19	RC80CLS6OR	21		
LSB100WH	29	OS8060	19	RC80HDOR	21		
LSB125OR	27	OS8080	19	RC80TELWH	22		
LSB150OR	27	QSB100OR	27	RCC100OR	31		
LSB1.2M100OR	28	QSB100WH	29	RCC125OR	31		
LSB1.2M125OR	28	QSB125OR	27	RCC150OR	31		
LSB1.2M150OR	28	QSB150OR	27	RCC80OR	31		
LSB1.2M80OR	28	QSB80OR	27	RT2016GR	25		
LSB2M100OR	28	PD100C	36	RT2020GR	25		
LSB2M125OR	28	PD100CC	37	RT2025GR	25		
LSB2M150OR	28	PD100E	36	RT2032GR	25		
LSB20OR	27	PD100FJ	36	SC100OR	30		
LSB20TELSTRA	29	PD100IV2000	36	SC125CLS6OR	30		
LSB20TELSTRA305	29	PD100IV2400	36	SC125OR	30		
LSB20WH	29	PD100J	37	SC13035CP1800	15		
LSB25OR	27	PD100RT	37	SC150CLS6OR	30		
LSB25WH	29	PD100WC	36	SC150OR	30		
LSB32OR	27	PD80C	36	SC2016GR	31		
LSB32WH	29	PD80CC	37	SC2020GR	31		
LSB40OR	27	PD80E	36	SC2025GR	31		
LSB40OR600	28	PD80FJ	36	SC2032GR	31		
LSB50OR	27	PD80IV2000	36	SC63OR	30		
LSB50OR600	28	PD80IV2400	36	SD13035	15		
LSB50TELSTRA	29	PD80J	37	SD13035AE	15		
LSB50WH	29	PD80WC	36	SD13035AI	15		
LSB63OR	27	PDMBIV	37	SD13035AS	15		
LSB63OR600	28	RC100CLS6OR	21	SD13035C	15		
LSB80OR	27	RC100HDOR	21	SD13035CA	15		

AussieDuct

www.app.net.au

**Australian
Plastic Profiles Pty Ltd**



Head Office
12 Cawarra Road
Caringbah NSW 2229



Tel (02) 9527 8800
Fax (02) 9527 8811

Branches

ACT

20 Faunce Street Queanbeyan NSW 2620
Tel (02) 6299 3611 Fax (02) 6299 7935

Newcastle

40 Sandringham Ave Thornton NSW 2322
Tel (02) 4966 0844 Fax (02) 4966 0855

Queensland

32 Clinker Street Darra QLD 4076
Tel (07) 3715 8811 Fax (07) 3715 8822

Victoria

124-128 Malcolm Rd Braeside VIC 3195
Tel (03) 9587 9600 Fax (03) 9587 9700

South Australia

493 Cross Keys Road Cavan SA 5094
Tel (08) 8262 8711 Fax (08) 8262 8722

Western Australia

396 Victoria Road Malaga WA 6090
Tel (08) 9248 4315 Fax (08) 9248 4316