



SON-T

SON-T 250W E E40 SL/12

High Pressure Sodium lamp with clear tubular outer bulb

Warnings and Safety

- Control gear must include end-of-life protection (IEC60662, IEC 62035)
- A lamp breaking is extremely unlikely to have any impact on your health. If a lamp breaks, ventilate the room for 30 minutes and remove the parts, preferably with gloves. Put them in a sealed plastic bag and take it to your local waste facilities for recycling. Do not use a vacuum cleaner.

Product data

General information	
Cap-Base	E40 [E40]
Operating Position	UNIVERSAL [Any or Universal (U)]
Life to 5% Failures (Nom)	12000 h
Life to 20% Failures (Nom)	20000 h
Life to 50% Failures (Nom)	28000 h
System Description	External Ignitor
Light technical	
Color Code	220 [CCT of 2000K]
Luminous Flux (Rated) (Min)	25200 lm
Luminous Flux (Rated) (Nom)	28000 lm
Lumen Maintenance 2000 h (Min)	95 %
Lumen Maintenance 2000 h (Nom)	98 %
Lumen Maintenance 5000 h (Min)	92 %
Lumen Maintenance 5000 h (Nom)	96 %
Correlated Color Temperature (Nom)	2000 K
Luminous Efficacy (rated) (Nom)	110 lm/W
Color Rendering Index (Max)	25

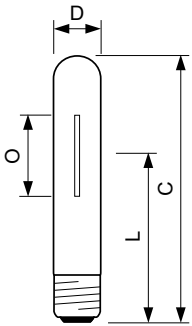
Color Rendering Index (Nom)	-
Operating and electrical	
Power (Nom)	250.0 W
Lamp Current (EM) (Nom)	3 A
Ignition Supply Voltage (Max)	198 V
Ignition Peak Voltage (Max)	2800 V
Re-Ignition Time (Min) (Max)	120 s
Ignition Time (Max)	5 s
Voltage (Max)	115 V
Voltage (Min)	85 V
Voltage (Nom)	100 V
Controls and dimming	
Dimmable	Yes
Run-Up Time 90% (Max)	5 min
Mechanical and housing	
Bulb Finish	Clear
Cap-Base Information	-

SON-T

Bulb Shape	T46 [T 46mm]
Approval and application	
Mercury (Hg) Content (Nom)	20.4 mg
Energy Consumption kWh/1000 h	275 kWh
Luminaire design requirements	
Bulb Temperature (Max)	450 °C
Cap-Base Temperature (Max)	250 °C
Product data	
Full product code	871829121288100

Order product name	SON-T 250W E E40 SL/12
EAN/UPC - Product	8718291212881
Order code	928487200098
Numerator - Quantity Per Pack	1
Numerator - Packs per outer box	12
Material Nr. (12NC)	928487200098
Net Weight (Piece)	0.137 kg

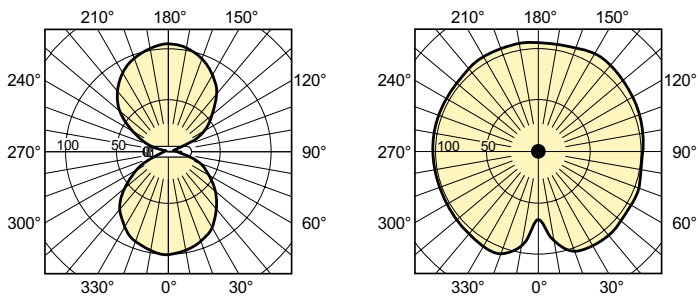
Dimensional drawing



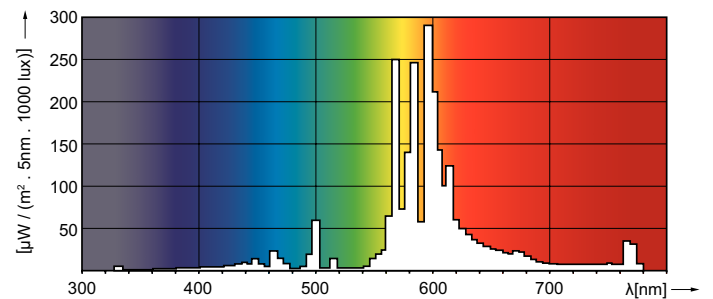
SON-T 250W E E40 SL/12

Product	D (max)	O	L	C (max)
SON-T 250W E E40 SL/12	47 mm	66 mm	158 mm	255 mm

Photometric data



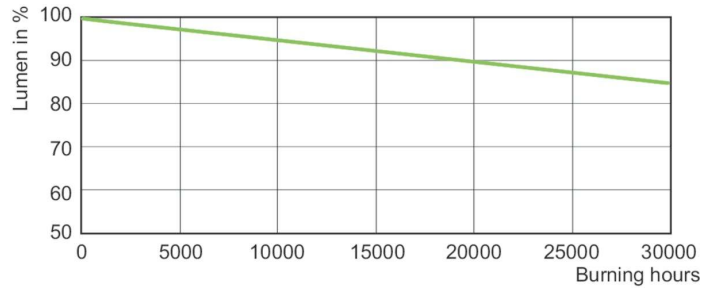
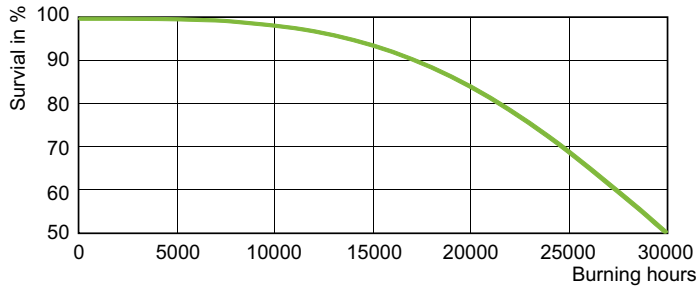
LDLD_SON-T-Light distribution diagram



LDPO_SON-T-Spectral power distribution Colour

SON-T

Lifetime



LDLE_SON-T_0001-Life expectancy diagram

LDLM_SON-T_0001-Lumen maintenance diagram

