



# SON-T

## SON-T 1000W E E40 1SL/4

High Pressure Sodium lamp with clear tubular outer bulb

### Warnings and Safety

- Control gear must include end-of-life protection (IEC60662, IEC 62035)
- A lamp breaking is extremely unlikely to have any impact on your health. If a lamp breaks, ventilate the room for 30 minutes and remove the parts, preferably with gloves. Put them in a sealed plastic bag and take it to your local waste facilities for recycling. Do not use a vacuum cleaner.

### Product data

General information	
Cap-Base	E40 [ E40]
Operating Position	UNIVERSAL [ Any or Universal (U)]
Life to 5% Failures (Nom)	8000 h
Life to 20% Failures (Nom)	14000 h
Life to 50% Failures (Nom)	20000 h
System Description	External Ignitor
Light technical	
Color Code	220 [ CCT of 2000K]
Luminous Flux (Rated) (Min)	117000 lm
Luminous Flux (Rated) (Nom)	130000 lm
Lumen Maintenance 2000 h (Min)	90 %
Lumen Maintenance 2000 h (Nom)	95 %
Lumen Maintenance 5000 h (Min)	80 %
Lumen Maintenance 5000 h (Nom)	90 %
Correlated Color Temperature (Nom)	2000 K
Luminous Efficacy (rated) (Nom)	130 lm/W
Color Rendering Index (Max)	25

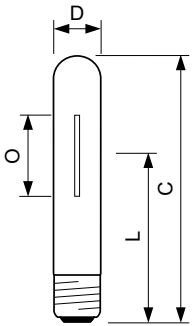
Color Rendering Index (Nom)	-
Operating and electrical	
Power (Nom)	960.0 W
Lamp Current (EM) (Nom)	10.6 A
Ignition Supply Voltage (Max)	198 V
Ignition Peak Voltage (Max)	3000 V
Re-Ignition Time (Min) (Max)	240 s
Ignition Time (Max)	10 s
Voltage (Max)	115 V
Voltage (Min)	85 V
Voltage (Nom)	100 V
Controls and dimming	
Dimmable	Yes
Run-Up Time 90% (Max)	6 min
Mechanical and housing	
Bulb Finish	Clear
Cap-Base Information	-

# SON-T

Bulb Shape	T65 [ T 65mm]
<b>Approval and application</b>	
Mercury (Hg) Content (Nom)	22.65 mg
Energy Consumption kWh/1000 h	1056 kWh
<b>Luminaire design requirements</b>	
Bulb Temperature (Max)	450 °C
Cap-Base Temperature (Max)	250 °C
<b>Product data</b>	
Full product code	871150021060945

Order product name	SON-T 1000W E E40 1SL/4
EAN/UPC - Product	8711500210609
Order code	928487400091
Numerator - Quantity Per Pack	1
Numerator - Packs per outer box	4
Material Nr. (12NC)	928487400091
Net Weight (Piece)	0.404 kg

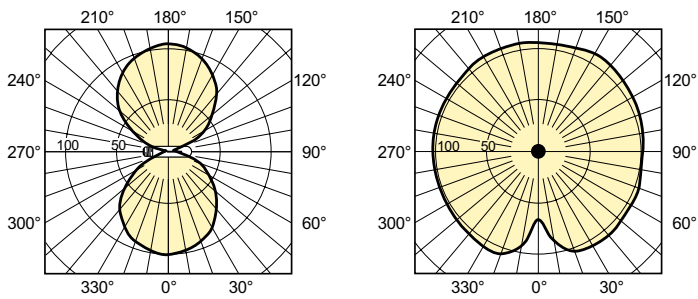
## Dimensional drawing



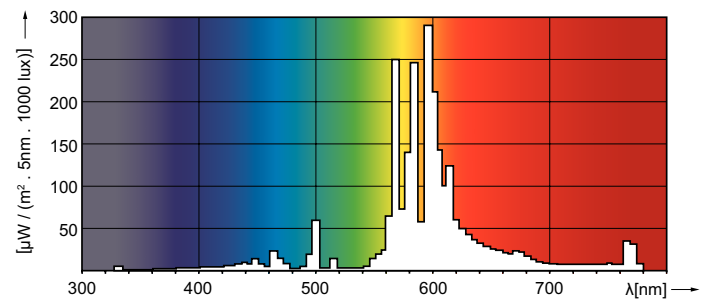
SON-T 1000W E E40 1SL/4

Product	D (max)	O	L	C (max)
SON-T 1000W E E40 1SL/4	66 mm	145 mm	240 mm	390 mm

## Photometric data



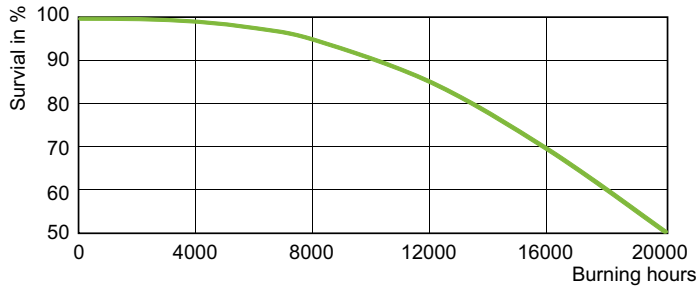
LDLD\_SON-T-Light distribution diagram



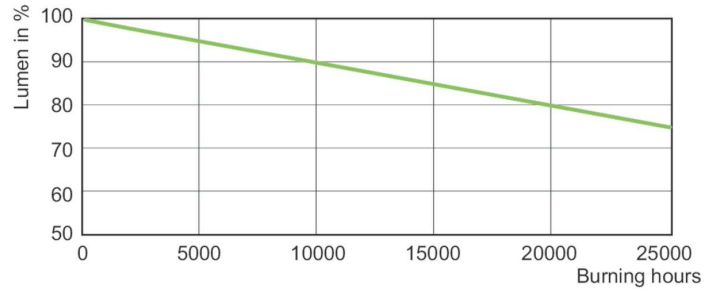
LDPO\_SON-T-Spectral power distribution Colour

# SON-T

## Lifetime



LDLE\_SON-T\_1000W-Life expectancy diagram



LDLM\_SON-T\_1000W-Lumen maintenance diagram

