



MH-Sc

MH - 250W/640 E40 CL U 1SL/12

Sodium Scandium Metal Halide Lamps consisting of a gasfilled glass bulb, which alternatively are clear or internal coated, and a quartz discharge tube (DT).

Product data

General Information	
Cap base	E40 [E40]
Burning Position	H [Hanging or Base Up (BU)]
Life to 50% failures (nom.)	10000 h
System description	na [-]
Light Technical	
Colour Code	640 [CCT of 4,000 K]
Lamp Luminous Flux (Min)	17450 lm
Lamp Luminous Flux (Nom)	20500 lm
Colour Designation	Cool White (CW)
Lumen maintenance 2,000 hours (nom.)	80 %
Chromaticity coordinate X (nom.)	390
Chromaticity coordinate Y (nom.)	390
Colour Temperature, horizontal (Nom)	4000 K
Lamp Luminous Efficacy EM (Nom)	82 lm/W
Colour Rendering Index,horiz (Nom)	60
Operating and Electrical	
Power (Rated) (Max)	- W
Power (Rated) (Min)	- W
Power (Rated) (Nom)	250.0 W
Lamp current run-up (max.)	3.5 A
Lamp current (EM) (nom.)	2.1 A
Ignition supply voltage (max.)	198 V

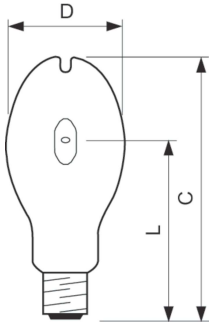
Ignition supply voltage (min.)	198 V
Voltage (Max)	148 V
Voltage (Min)	118 V
Voltage (Nom)	133 V
Controls and Dimming	
Dimmable	No
Mechanical and Housing	
Lamp Finish	Clear
Approval and Application	
Energy efficiency label (EEL)	A+
Mercury (Hg) content (nom.)	33 mg
Energy consumption kWh/1,000 hours	275 kWh
Luminaire Design Requirements	
Bulb temperature (max.)	400 °C
Cap-base temperature (max.)	210 °C
Product Data	
Full product code	871150019937915
Order product name	MH - 250W/640 E40 CL U 1SL/12
EAN/UPC - product	8711500199379
Order code	928480300097

MH-NaSc

Local code	MH250WUGES
SAP numerator – quantity per pack	1
Numerator – packs per outer box	12
Material no. (12 NC)	928480300097

SAP net weight (piece)	0.175 kg
------------------------	----------

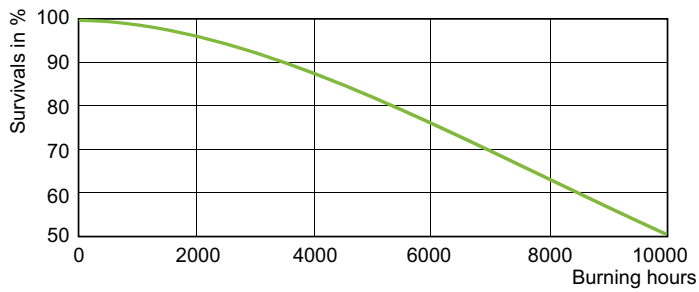
Dimensional drawing



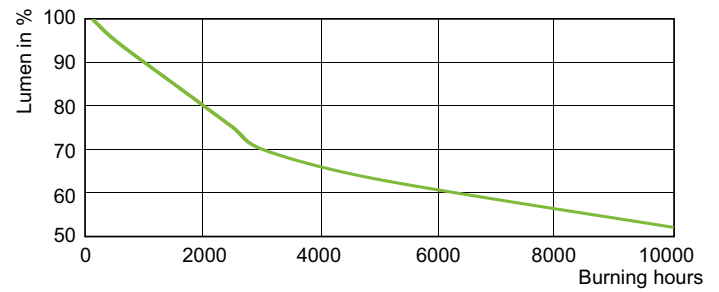
MH 250W/640 E40 CL

Product	D (max)	L (min)	C (max)
MH - 250W/640 E40 CL U 1SL/12	91 mm	149 mm	226 mm

Lifetime



LDLE_MH_0008-Life expectancy diagram



LDLM_MH_0010-Lumen maintenance diagram

