



**CLIPSAL**<sup>®</sup>  
LIVING ELECTRICAL

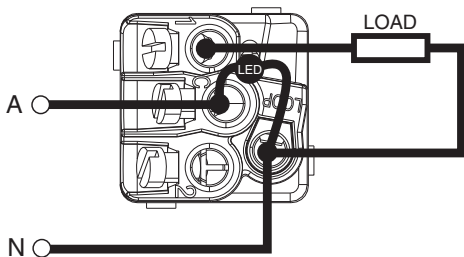
**30/60PBBPL Bell Press Mechanism**  
**16A 250V a.c.**

## Wiring Instructions

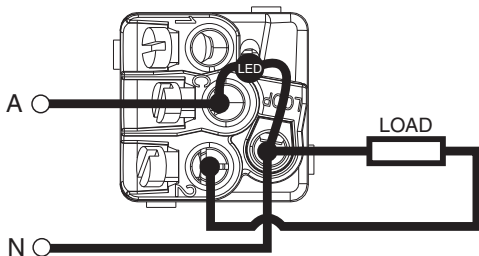
REGISTERED DESIGN • REGISTERED PATENT

### 1.0 Wiring Instructions - LED Permanently On

Load off permanently, on momentarily



Load on permanently, off momentarily

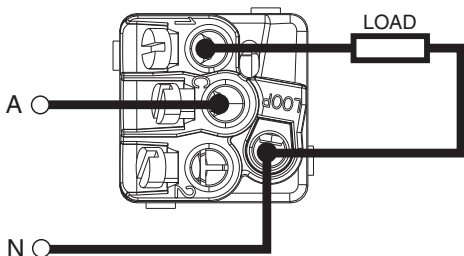


#### Note:

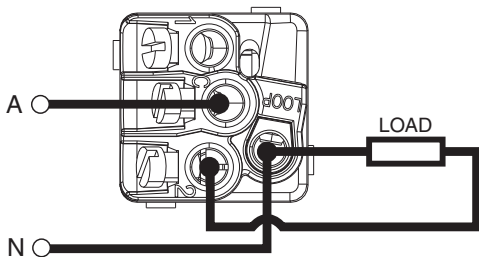
- LED is factory fitted and not replaceable.
- LED does not have to be connected, if not required.

## 2.0 Wiring Instructions - No LED Fitted

Load off permanently, on momentarily



Load on permanently, off momentarily



**Product of Clipsal Australia Pty Ltd**

A member of Schneider Electric

[clipsal.com](http://clipsal.com)

Contact us: [clipsal.com/feedback](http://clipsal.com/feedback)

National Customer Service Enquiries:

**Tel 1300 2025 25 Fax 1300 2025 56**

Clipsal Australia Pty Ltd reserves the right to change specifications, modify designs and discontinue items without incurring obligation and whilst every effort is made to ensure that descriptions, specifications and other information in this catalogue are correct, no warranty is given in respect thereof and the company shall not be liable for any error therein.

© Clipsal Australia Pty Ltd. The identified trademarks and copyrights are the property of Clipsal Australia Pty Ltd unless otherwise noted.