
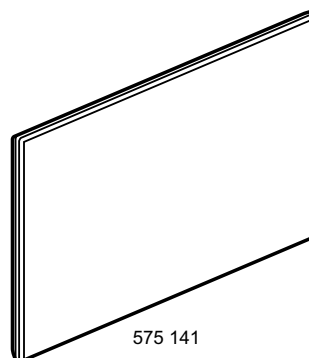


Arteor™ Pearl alu blanking cover plates

Cat. No(s): 575 131/141/361/411



575 131



575 141

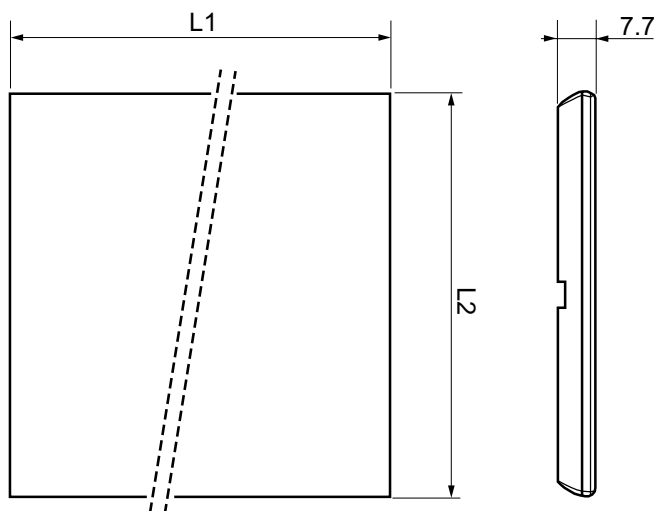
1. USE

Blanking plates for covering mechanisms.

2. RANGE

	Designation	Cat. No.	Fixing method	Weight (g)
	Blanking cover plate British standard 1 gang	575 131	with clips	25
	Blanking cover plate British standard 2 gang	575 141	with clips	41.2
	Blanking cover plate US standard (4" x 4")	575 361	with clips	59.1
	Blanking cover plate Italian / US standard (2" x 4")	575 411	with clips	43.2

3. OVERALL DIMENSIONS



Cat. No.	L1	L2
575 131	92	92
575 141	157	92
575 361	127	127
575 411	127	92

4. MOUNTING

The plates clip on in notches onto screw-type or claw-type mounting supports (notches are used for thickness compensation. E.g.: wall paper). Easy to remove with a screwdriver.

5. TECHNICAL CHARACTERISTICS

5.1 Mechanical characteristics

Impact tests: IK 04

5.2 Material characteristics

Front plate: polycarbonate
Under plate: polycarbonate

5.3 Climatic characteristics

Storage temperatures: - 10° C to + 70° C
Operating temperatures: - 5° C to + 50° C

Pearl alu blanking cover plates

6. CLEANING

Surface cleaning with a cloth.

Do not use: acetone, tar remover, trichloroethylene.

6.1 Resistance to cleaning agents

Hexane (EN 60669-1), methylated spirits, soapy water, glass cleaning substance.

6.2 Resistance to hospital-type cleaning agents

Resistance to the following agents: Anios, Surfanios, Bactily sine, Hydrogen peroxyde (30%).

7. SPECIAL USE

Arteor plates must not be painted.