

# Product Environmental Profile

## Thalassa TBP





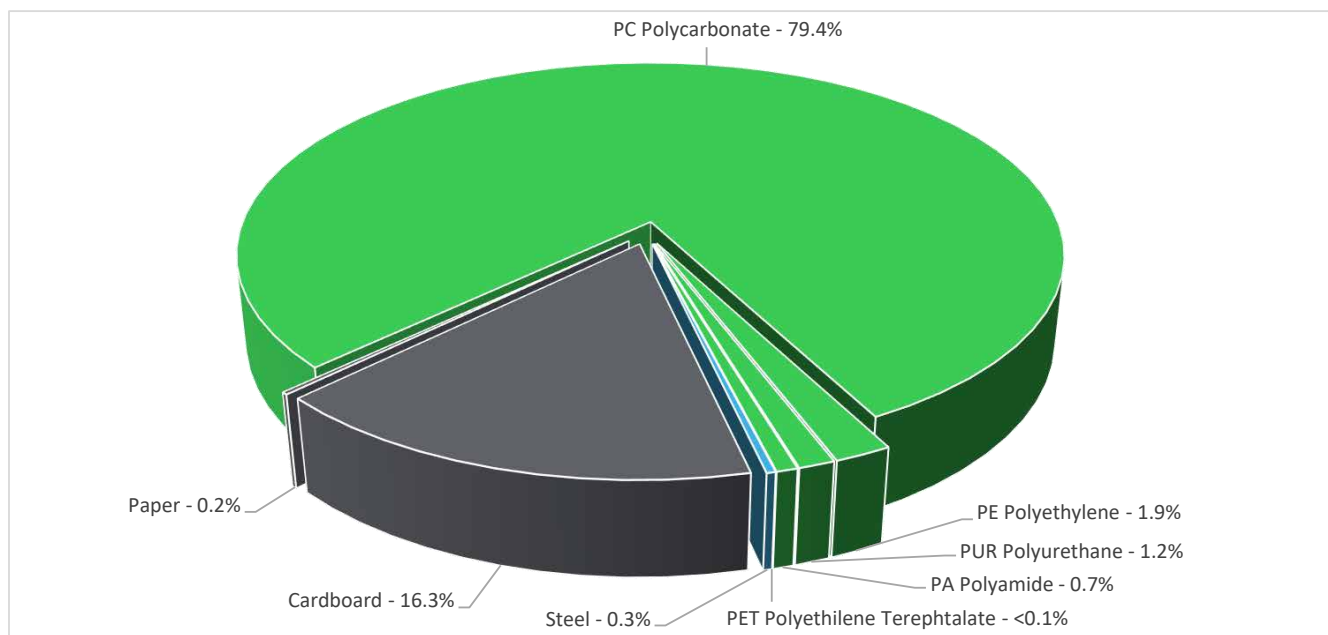
## General information

Representative product	Thalassa TBP - NSYTBP342912
Description of the product	The Thalassa TBP series is a range of multi-purpose polycarbonate wall mounting enclosures with an electrical insulation class II. The enclosures have a rounded design which helps increase the boxes robustness. The range of Thalassa TBP enclosures are suitable for the protection of small size components that require little intervention or maintenance.
Functional unit	The main function of the Thalassa TBP Industrial box product is to protect persons against direct contact with live parts and allow grouping monitoring, control and protection of electronic or mechanical device from weather condition in a single enclosure or a cabinet having the dimensions H341mm x W291mm x D128mm during 20 years, while protecting against mechanical impacts (IK08-IEC 62262) and the penetration of solid objects and liquids (IP66- IEC 60529)



## Constituent materials

Reference product mass 1750 g including the product, its packaging and additional elements and accessories



Plastics	83.2%
Metals	0.3%
Others	16.5%



## Substance assessment

Products of this range are designed in conformity with the requirements of the RoHS directive (European Directive 2011/65/EU of 2 January 2013, amended in March 2015, 2015/863/EU and in November 2017, 2017/2102/EU) and do not contain, or only contain in the authorised proportions, lead, mercury, cadmium, hexavalent chromium or flame retardants (polybrominated biphenyls - PBB, polybrominated diphenyl ethers – PBDE), Bis (2-ethylhexyl)phthalate - DEHP, Benzyl butyl phthalate– BBP, Dibutyl phthalate - DBP, Diisobutyl phthalate - DIBP) as mentioned in the Directive.

Details of ROHS and REACH substances information are available on the Schneider-Electric Green Premium website  
<http://www2.schneider-electric.com/sites/corporate/en/products-services/green-premium/green-premium.page>



## Additional environmental information

The Thalassa TBP presents the following relevant environmental aspects

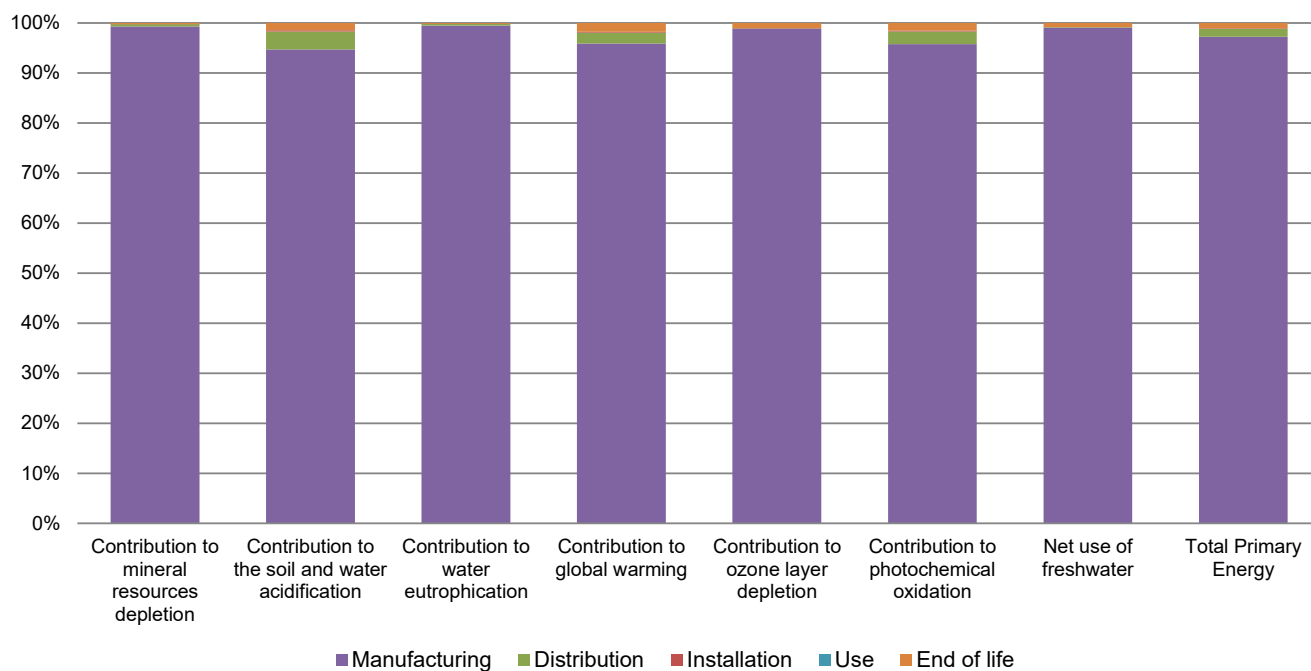
<b>Manufacturing</b>	Manufactured at a Schneider Electric production site ISO14001 certified
<b>Distribution</b>	Weight and volume of the packaging optimized, based on the European Union's packaging directive Packaging weight is 316.5 g, consisting of Cardboard (90.2%), Paper (0.32%), PE-LD (9.48%) Product distribution optimised by setting up local distribution centres
<b>Installation</b>	The product does not require special installation procedure and requires little to no energy to install. The disposal of the packaging materials are accounted for during the installation phase (including transport to disposal).
<b>Use</b>	The product does not require special maintenance operations.
<b>End of life</b>	End of life optimized to decrease the amount of waste and allow recovery of the product components and materials This product contains Brominated plastic parts (1378.81g) that should be separated from the stream of waste so as to optimize end-of-life treatment. The location of these components and other recommendations are given in the End of Life Instruction document which is available on the Schneider-Electric Green Premium website <a href="http://www2.schneider-electric.com/sites/corporate/en/products-services/green-premium/green-premium.page">http://www2.schneider-electric.com/sites/corporate/en/products-services/green-premium/green-premium.page</a>  Recyclability potential: <b>91%</b> Based on "ECO'DEEE recyclability and recoverability calculation method" (version V1, 20 Sep. 2008 presented to the French Agency for Environment and Energy Management: ADEME).



## Environmental impacts

<b>Reference life time</b>	20 years			
<b>Product category</b>	Unequipped enclosures and cabinets			
<b>Installation elements</b>	No special installation components need during installation phase, but transport of packaging to disposal and disposal of packaging accounted for during installation.			
<b>Use scenario</b>	Non applicable for unequipped enclosures and cabinets			
<b>Geographical representativeness</b>	Europe			
<b>Technological representativeness</b>	The Modules of Technologies such as material production, manufacturing process and transport technology used in this PEP analysis (LCA-EIME in this case) are Similar and representative of the actual type of technologies used to make the product in production.			
<b>Energy model used</b>	<b>Manufacturing</b>	<b>Installation</b>	<b>Use</b>	<b>End of life</b>
	Energy model used: HUNGARY	Not Applicable	Not Applicable	Not Applicable

Compulsory indicators		Thalassa TBP - NSYTBP342912					
Impact indicators	Unit	Total	Manufacturing	Distribution	Installation	Use	End of Life
Contribution to mineral resources depletion	kg Sb eq	2.04E-06	2.02E-06	9.04E-09	7.61E-10	0*	4.27E-09
Contribution to the soil and water acidification	kg SO <sub>2</sub> eq	2.90E-02	2.74E-02	1.03E-03	7.63E-05	0*	4.18E-04
Contribution to water eutrophication	kg PO <sub>4</sub> <sup>3-</sup> eq	6.98E-02	6.94E-02	2.37E-04	2.73E-05	0*	1.07E-04
Contribution to global warming	kg CO <sub>2</sub> eq	1.03E+01	9.88E+00	2.26E-01	1.85E-02	0*	1.78E-01
Contribution to ozone layer depletion	kg CFC11 eq	8.13E-07	8.04E-07	4.57E-10	9.95E-11	0*	8.60E-09
Contribution to photochemical oxidation	kg C <sub>2</sub> H <sub>4</sub> eq	2.93E-03	2.81E-03	7.36E-05	5.73E-06	0*	4.47E-05
Resources use	Unit	Total	Manufacturing	Distribution	Installation	Use	End of Life
Net use of freshwater	m <sup>3</sup>	2.16E-02	2.14E-02	2.02E-05	3.99E-06	0*	1.78E-04
Total Primary Energy	MJ	2.00E+02	1.94E+02	3.19E+00	2.37E-01	0*	2.08E+00




Optional indicators		Thalassa TBP - NSYTBP342912					
Impact indicators	Unit	Total	Manufacturing	Distribution	Installation	Use	End of Life
Contribution to fossil resources depletion	MJ	1.64E+02	1.59E+02	3.17E+00	2.32E-01	0*	1.67E+00
Contribution to air pollution	m³	4.46E+02	4.21E+02	9.60E+00	9.40E-01	0*	1.48E+01
Contribution to water pollution	m³	2.95E+03	2.89E+03	3.71E+01	2.71E+00	0*	1.68E+01
Resources use	Unit	Total	Manufacturing	Distribution	Installation	Use	End of Life
Use of secondary material	kg	6.23E-03	6.23E-03	0*	0*	0*	0*
Total use of renewable primary energy resources	MJ	5.40E+00	5.39E+00	4.25E-03	1.03E-03	0*	2.33E-03
Total use of non-renewable primary energy resources	MJ	1.94E+02	1.89E+02	3.19E+00	2.36E-01	0*	2.08E+00
Use of renewable primary energy excluding renewable primary energy used as raw material	MJ	-2.77E-01	-2.85E-01	0*	0*	0*	0*
Use of renewable primary energy resources used as raw material	MJ	5.67E+00	5.67E+00	0*	0*	0*	0*
Use of non renewable primary energy excluding non renewable primary energy used as raw material	MJ	1.50E+02	1.44E+02	3.19E+00	2.36E-01	0*	2.08E+00
Use of non renewable primary energy resources used as raw material	MJ	4.46E+01	4.46E+01	0*	0*	0*	0*
Use of non renewable secondary fuels	MJ	0.00E+00	0*	0*	0*	0*	0*
Use of renewable secondary fuels	MJ	0.00E+00	0*	0*	0*	0*	0*
Waste categories	Unit	Total	Manufacturing	Distribution	Installation	Use	End of Life
Hazardous waste disposed	kg	1.68E+00	1.17E-01	0*	0*	0*	1.57E+00
Non hazardous waste disposed	kg	1.94E+01	1.94E+01	8.02E-03	2.60E-02	0*	6.41E-03
Radioactive waste disposed	kg	7.97E-03	7.96E-03	5.71E-06	1.24E-06	0*	9.83E-06
Other environmental information	Unit	Total	Manufacturing	Distribution	Installation	Use	End of Life
Materials for recycling	kg	1.76E+00	1.68E-01	0*	2.94E-01	0*	1.30E+00
Components for reuse	kg	0.00E+00	0*	0*	0*	0*	0*
Materials for energy recovery	kg	1.48E-02	0*	0*	0*	0*	1.48E-02
Exported Energy	MJ	9.06E-04	8.51E-05	0*	8.21E-04	0*	0*

\* represents less than 0.01% of the total life cycle of the reference flow

*Life cycle assessment performed with EIME version EIME v5.9.1, database version 2016-11 in compliance with ISO14044.*

The manufacturing phase is the life cycle phase which has the greatest impact on the majority of environmental indicators (based on compulsory indicators).

*Please note that the values given above are only valid within the context specified and cannot be used directly to draw up the environmental assessment of an installation.*

<i>Registration number :</i>	SCHN-00648-V01.01-EN	<i>Drafting rules</i>	PCR-ed3-EN-2015 04 02
<i>Verifier accreditation N°</i>	VH39	<i>Supplemented by</i>	PSR-0005-ed2-EN-2016 03 29
<i>Date of issue</i>	03/2021	<i>Information and reference documents</i>	<a href="http://www.pep-ecopassport.org">www.pep-ecopassport.org</a>
		<i>Validity period</i>	5 years
<i>Independent verification of the declaration and data, in compliance with ISO 14025 : 2010</i>			
Internal	External	X	
<i>The PCR review was conducted by a panel of experts chaired by Philippe Osset (SOLINNEN)</i>			
<i>PEP are compliant with XP C08-100-1 :2016</i>			
<i>The elements of the present PEP cannot be compared with elements from another program.</i>			
<i>Document in compliance with ISO 14025 : 2010 « Environmental labels and declarations. Type III environmental declarations »</i>			
			

Schneider Electric Industries SAS

Country Customer Care Center

<http://www.schneider-electric.com/contact>

35, rue Joseph Monier

CS 30323

F- 92506 Rueil Malmaison Cedex

RCS Nanterre 954 503 439

Capital social 896 313 776 €

[www.schneider-electric.com](http://www.schneider-electric.com)

Published by Schneider Electric

SCHN-00648-V01.01-EN

© 2019 - Schneider Electric – All rights reserved

03/2021