

Product Environmental Profile

ClimaSys CC- Simple Thermostat





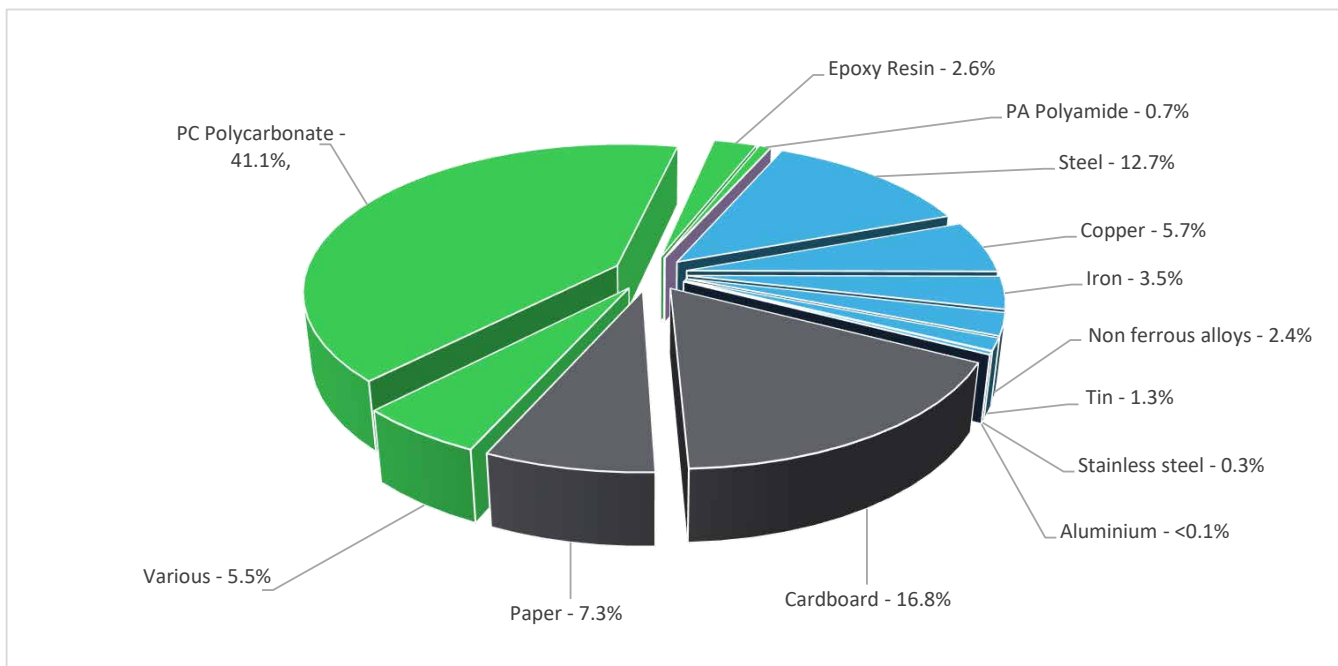
General information

Representative product	ClimaSys CC- Simple Thermostat - NSYCCOTHO
Description of the product	ClimaSys CC is normally used to maintain the correct temperature/humidity inside the enclosure by controlling fans, heaters, and/or alarms.
Functional unit	Control during 10 years the ambient temperature in a zone according to a temperature set by the user in a range of -20...80 °C, with a temperature step of 0...60 °C and characterized by a rated current of In and a current of IL when the contact is closed (heating/air conditioning is on). Input voltage 250V Max. command intensity - 10 A 250 V Product dimensions H68 mm X W33 mm X D44 mm IP degree of protection - IP20



Constituent materials

Reference product mass 64.8 g including the product, its packaging and additional elements and accessories



Plastics	44.4%
Metals	25.9%
Others	29.6%



Substance assessment

Products of this range are designed in conformity with the requirements of the RoHS directive (European Directive 2011/65/EU of 8 June 2011) and do not contain, or only contain in the authorised proportions, lead, mercury, cadmium, hexavalent chromium or flame retardants (polybrominated biphenyls - PBB, polybrominated diphenyl ethers - PBDE) as mentioned in the Directive

Details of ROHS and REACH substances information are available on the Schneider-Electric Green Premium website

<http://www2.schneider-electric.com/sites/corporate/en/products-services/green-premium/green-premium.page>

Additional environmental information

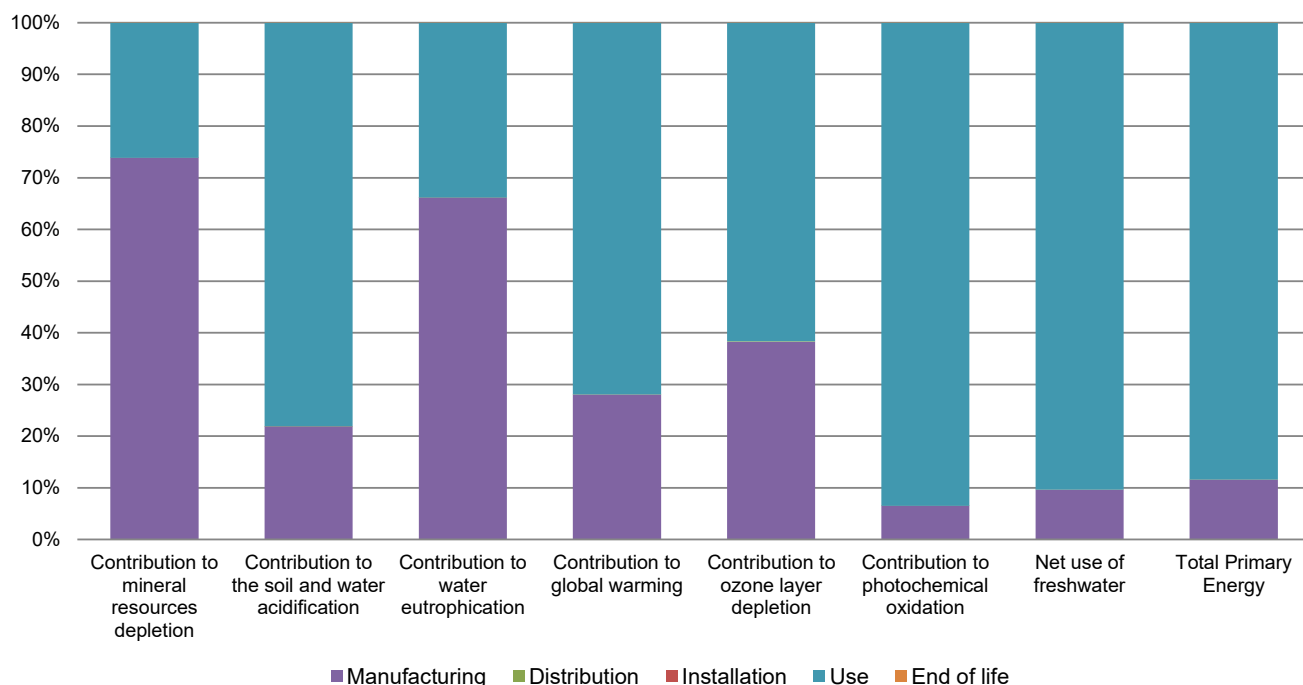
The ClimaSys CC- Simple Thermostat presents the following relevant environmental aspects

Manufacturing	Manufactured at a Schneider Electric production site ISO14001 certified
Distribution	Weight and volume of the packaging optimized, based on the European Union's packaging directive Packaging weight is 10.9 g, consisting of Cardboard(100%) Product distribution optimised by setting up local distribution centres
Installation	The product does not require special installation procedure and requires little to no energy to install. The disposal of the packaging materials are accounted for during the installation phase (including transport to disposal).
Use	The product does not require special maintenance operations.
End of life	End of life optimized to decrease the amount of waste and allow recovery of the product components and materials No special end-of-life treatment required. According to countries' practices this product can enter the usual end-of-life treatment process. Recyclability potential: 27% Based on "ECO'DEEE recyclability and recoverability calculation method" (version V1, 20 Sep. 2008 presented to the French Agency for Environment and Energy Management: ADEME).

Environmental impacts

Reference life time	10 years								
Product category	Thermostats								
Installation elements	No special installation components need during installation phase, but transport of packaging to disposal and disposal of packaging accounted for during installation.								
Use scenario	The product is in active mode 100% of the time with a power use of 5W for 10 years								
Geographical representativeness	Europe								
Technological representativeness	The Modules of Technologies such as material production, manufacturing process and transport technology used in this PEP analysis (LCA-EIME in this case) are Similar and representative of the actual type of technologies used to make the product in production								
Energy model used	<table border="1"> <thead> <tr> <th>Manufacturing</th> <th>Installation</th> <th>Use</th> <th>End of life</th> </tr> </thead> <tbody> <tr> <td>Energy model used: China</td> <td>Electricity Mix; AC; consumption mix, at consumer; < 1kV; EU-27</td> <td>Electricity Mix; AC; consumption mix, at consumer; < 1kV; EU-27</td> <td>Electricity Mix; AC; consumption mix, at consumer; < 1kV; EU-27</td> </tr> </tbody> </table>	Manufacturing	Installation	Use	End of life	Energy model used: China	Electricity Mix; AC; consumption mix, at consumer; < 1kV; EU-27	Electricity Mix; AC; consumption mix, at consumer; < 1kV; EU-27	Electricity Mix; AC; consumption mix, at consumer; < 1kV; EU-27
Manufacturing	Installation	Use	End of life						
Energy model used: China	Electricity Mix; AC; consumption mix, at consumer; < 1kV; EU-27	Electricity Mix; AC; consumption mix, at consumer; < 1kV; EU-27	Electricity Mix; AC; consumption mix, at consumer; < 1kV; EU-27						

Compulsory indicators		ClimaSys CC- Simple Thermostat - NSYCCOTH0					
Impact indicators	Unit	Total	Manufacturing	Distribution	Installation	Use	End of Life
Contribution to mineral resources depletion	kg Sb eq	4.51E-05	3.33E-05	0*	0*	1.18E-05	0*
Contribution to the soil and water acidification	kg SO ₂ eq	2.50E+00	5.48E-01	3.30E-04	0*	1.96E+00	0*
Contribution to water eutrophication	kg PO ₄ ³⁻ eq	2.17E-01	1.43E-01	8.94E-05	0*	7.33E-02	0*
Contribution to global warming	kg CO ₂ eq	3.59E+02	1.01E+02	1.43E-01	0*	2.59E+02	0*
Contribution to ozone layer depletion	kg CFC11 eq	1.02E-04	3.90E-05	1.01E-07	0*	6.28E-05	0*
Contribution to photochemical oxidation	kg C ₂ H ₄ eq	9.89E-02	6.41E-03	3.57E-05	0*	9.24E-02	0*
Resources use	Unit	Total	Manufacturing	Distribution	Installation	Use	End of Life
Net use of freshwater	m ³	7.47E-01	7.19E-02	1.73E-04	0*	6.75E-01	0*
Total Primary Energy	MJ	5.93E+03	6.84E+02	1.77E+00	0*	5.24E+03	0*




Optional indicators		ClimaSys CC- Simple Thermostat - NSYCCOTH0						
Impact indicators	Unit	Total	Manufacturing	Distribution	Installation	Use	End of Life	
Contribution to fossil resources depletion	MJ	3.35E+03	6.80E+02	1.76E+00	0*	2.66E+03	0*	
Contribution to air pollution	m³	1.84E+04	7.25E+03	1.34E+01	0*	1.11E+04	0*	
Contribution to water pollution	m³	1.92E+04	8.31E+03	2.10E+01	0*	1.09E+04	0*	
Resources use	Unit	Total	Manufacturing	Distribution	Installation	Use	End of Life	
Use of secondary material	kg	5.97E-03	5.97E-03	0*	0*	0*	0*	
Total use of renewable primary energy resources	MJ	3.75E+02	3.30E-01	0*	0*	3.75E+02	0*	
Total use of non-renewable primary energy resources	MJ	5.55E+03	6.84E+02	1.77E+00	0*	4.86E+03	0*	
Use of renewable primary energy excluding renewable primary energy used as raw material	MJ	3.75E+02	1.14E-01	0*	0*	3.75E+02	0*	
Use of renewable primary energy resources used as raw material	MJ	2.17E-01	2.17E-01	0*	0*	0*	0*	
Use of non renewable primary energy excluding non renewable primary energy used as raw material	MJ	5.55E+03	6.83E+02	1.77E+00	0*	4.86E+03	0*	
Use of non renewable primary energy resources used as raw material	MJ	9.57E-01	9.57E-01	0*	0*	0*	0*	
Use of non renewable secondary fuels	MJ	0.00E+00	0*	0*	0*	0*	0*	
Use of renewable secondary fuels	MJ	0.00E+00	0*	0*	0*	0*	0*	
Waste categories	Unit	Total	Manufacturing	Distribution	Installation	Use	End of Life	
Hazardous waste disposed	kg	1.56E+00	1.47E+00	0*	0*	0*	9.37E-02	
Non hazardous waste disposed	kg	9.68E+02	5.59E-01	0*	0*	9.67E+02	0*	
Radioactive waste disposed	kg	8.00E-01	1.13E-02	0*	0*	7.89E-01	0*	
Other environmental information	Unit	Total	Manufacturing	Distribution	Installation	Use	End of Life	
Materials for recycling	kg	3.08E-02	5.62E-03	0*	1.08E-02	0*	1.43E-02	
Components for reuse	kg	0.00E+00	0*	0*	0*	0*	0*	
Materials for energy recovery	kg	1.44E-03	0*	0*	0*	0*	1.44E-03	
Exported Energy	MJ	3.45E-05	3.24E-06	0*	3.12E-05	0*	0*	

* represents less than 0.01% of the total life cycle of the reference flow

Life cycle assessment performed with EIME version EIME v5.9.1, database version 2016-11 in compliance with ISO14044.

The Manufacturing phase & Use phase are impacting equally on Indicator of Eutrophication (fate not incl.) & Ozone layer depletion ODP steady state (ODP for EN15804). The Manufacturing phase is impacting on Indicator of Abiotic depletion (elements, ultimate ultimate reserves). The use phase is the life cycle phase rest of environmental indicators (based on compulsory indicators).

Please note that the values given above are only valid within the context specified and cannot be used directly to draw up the environmental assessment of an installation.

<i>Registration number :</i>	SCHN-00684-V01.01-EN	<i>Drafting rules</i>	PCR-ed3-EN-2015 04 02
<i>Verifier accreditation N°</i>	VH39	<i>Supplemented by</i>	PSR-0005-ed2-EN-2016 03 29
<i>Date of issue</i>	05/2021	<i>Information and reference documents</i>	www.pep-ecopassport.org
		<i>Validity period</i>	5 years
<i>Independent verification of the declaration and data, in compliance with ISO 14025 : 2010</i>			
Internal	External	X	
<i>The PCR review was conducted by a panel of experts chaired by Philippe Osset (SOLINNEN)</i>			
<i>PEP are compliant with XP C08-100-1 :2016</i>			
<i>The elements of the present PEP cannot be compared with elements from another program.</i>			
<i>Document in compliance with ISO 14025 : 2010 « Environmental labels and declarations. Type III environmental declarations »</i>			
			

Schneider Electric Industries SAS

Country Customer Care Center

<http://www.schneider-electric.com/contact>

35, rue Joseph Monier

CS 30323

F- 92506 Rueil Malmaison Cedex

RCS Nanterre 954 503 439

Capital social 896 313 776 €

www.schneider-electric.com

Published by Schneider Electric

SCHN-00684-V01.01-EN

© 2019 - Schneider Electric – All rights reserved

05/2021