



Main

Commercial Status	Commercialised
Range of product	Harmony XB4
Product or component type	Complete body/light block assembly
Device short name	ZB4
Fixing collar material	Zamak
Sale per indivisible quantity	1
Connections - terminals	Screw clamp terminals: $\geq 1 \times 0.22 \text{ mm}^2$ without cable end Screw clamp terminals: $\leq 2 \times 1.5 \text{ mm}^2$ with cable end
Light source	Incandescent
Bulb base	BA 9s
Light block supply	Via integral transformer, 1.2 VA - 6 V
[Us] rated supply voltage	440...480 V AC, 50/60 Hz

Complementary

CAD overall width	30 mm
CAD overall height	47 mm
CAD overall depth	60 mm
Terminals description ISO n°1	(X1-X2)PL
Product weight	0.128 kg
Tightening torque	0.8...1.2 N.m conforming to EN 60947-1
Shape of screw head	Slotted head compatible with flat $\varnothing 5.5 \text{ mm}$ screwdriver Slotted head compatible with flat $\varnothing 4 \text{ mm}$ screwdriver Cross head compatible with pozidriv No 1 screwdriver Cross head compatible with Philips no 1 screwdriver
[Ui] rated insulation voltage	600 V (degree of pollution: 3) conforming to EN 60947-1
[Uimp] rated impulse withstand voltage	6 kV conforming to EN 60947-1
Signalling type	Steady

Environment

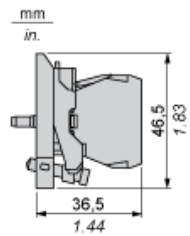
Protective treatment	TH
Ambient air temperature for storage	-40...70 °C
Ambient air temperature for operation	-25...55 °C
Class of protection against electric shock	Class I conforming to IEC 60536
IP degree of protection	IP20
Standards	CSA C22-2 No 14 EN/IEC 60947-1 EN/IEC 60947-5-1 EN/IEC 60947-5-4 EN/IEC 60947-5-5 JIS C 4520 UL 508
Product certifications	BV CSA DNV GL LROS (Lloyds register of shipping) RINA UL listed

Vibration resistance	5 gn (f = 2...500 Hz) conforming to IEC 60068-2-6
Shock resistance	50 gn for 11 ms half sine wave acceleration conforming to IEC 60068-2-27 30 gn for 18 ms half sine wave acceleration conforming to IEC 60068-2-27

Dimensions of Bodies for Pilot Lights, Screw Clamp Terminal Connections

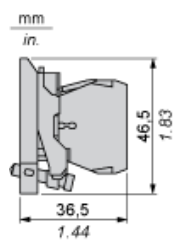
Integral LED

ZB4 BV••, ZB4 BV18••, ZB4 BV4••3



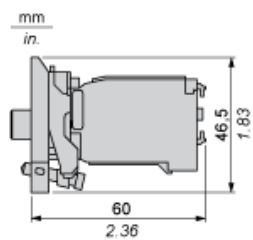
Direct Supply, for BA9s Bulb

ZB4 BV6



Via Integral Transformer, for BA9s Bulb

ZB4 BV•, ZB4 BV•D•, ZB4 BV18•, ZB4 BW0•03



Panel Cut-out for Pushbuttons, Switches and Pilot Lights (Finished Holes, Ready for Installation)

Connection by Screw Clamp Terminals or Plug-in Connectors or on Printed Circuit Board	Connection by Faston Connectors
	
<p>(1) Diameter on finished panel or support (2) 40 mm min. / 1.57 in. min. (3) 30 mm min. / 1.18 in. min. (4) $\varnothing 22.5 \text{ mm} / 0.89 \text{ in.}$ recommended ($\varnothing 22.3 \text{ mm}_0^{+0.4} / 0.88 \text{ in.}_0^{+0.016}$) (5) 45 mm min. / 1.78 in. min. (6) 32 mm min. / 1.26 in. min.</p>	