



Main

| | |
|---------------------------|--------------|
| Range of product | Harmony XB5 |
| Bezel material | Plastic |
| Product or component type | Hour counter |
| Mounting diameter | 22 mm |
| Reset | Without |

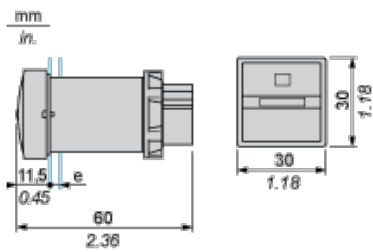
Complementary

| | |
|------------------------------------|--------------------------------------|
| [Us] rated supply voltage | 120 V (+/- 10 %) |
| Display digits | 5 |
| Current consumption | 8 mA |
| Resistance to high pressure washer | 7000000 Pa at 55 °C, distance: 0.1 m |
| Mounting mode | Flush-mounted |
| Mounting support | Panel mounting |
| Height | 30 mm |
| Width | 30 mm |
| Depth | 60 mm |
| Product weight | 0.045 kg |

Environment

| | |
|---------------------------------------|---|
| protective treatment | TH |
| ambient air temperature for storage | -40...70 °C |
| ambient air temperature for operation | -25...70 °C |
| electrical shock protection class | Class II conforming to IEC 60536 |
| IP degree of protection | IP66 conforming to IEC 60529 |
| NEMA degree of protection | NEMA 13 NEMA 4X |
| standards | EN 60947-1 EN 60947-5-1 EN 60947-5-4 EN 60947-5-5 IEC 60947-1 IEC 60947-5-1 IEC 60947-5-4 IEC 60947-5-5 JIS C 4520 UL 508 CSA C22.2 No 14 |
| product certifications | BV CSA DNV GL LROS (Lloyds register of shipping) RINA UL listed |

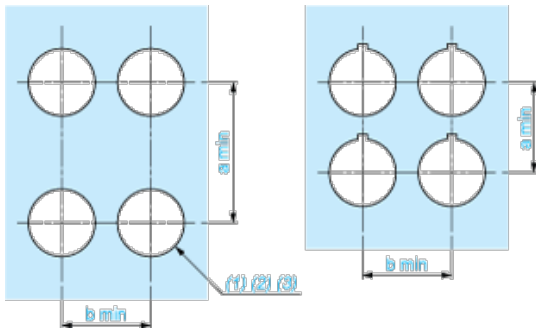
Dimensions



e: panel thickness: 1 to 6 mm / 0.04 to 0.24 in.

Panel Cut-out for Pushbuttons, Switches and Pilot Lights (Finished Holes, Ready for Installation)

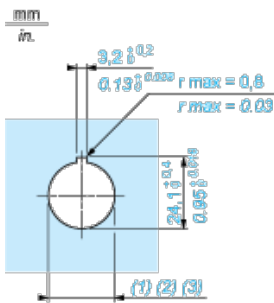
Connection by Screw Clamp Terminals or Plug-in Connectors or on Printed Circuit Board



- (1) Diameter on finished panel or support
- (2) For selector switches and Emergency stop buttons, use of an anti-rotation plate type ZB5AZ902 is recommended.
- (3) $\varnothing 22.5$ mm recommended ($\varnothing 22.3_{0}^{+0.4}$) / $\varnothing 0.89$ in. recommended ($\varnothing 0.88$ in. $^{+0.016}$)

| Connections | a in mm | a in in. | b in mm | b in in. |
|---|---------|----------|---------|----------|
| By screw clamp terminals or plug-in connector | 40 | 1.57 | 30 | 1.18 |
| By Faston connectors | 45 | 1.77 | 32 | 1.26 |
| On printed circuit board | 30 | 1.18 | 30 | 1.18 |

Detail of Lug Recess



- (1) Diameter on finished panel or support
- (2) For selector switches and Emergency stop buttons, use of an anti-rotation plate type ZB5AZ902 is recommended.
- (3) $\varnothing 22.5$ mm recommended ($\varnothing 22.3_{0}^{+0.4}$) / $\varnothing 0.89$ in. recommended ($\varnothing 0.88$ in. $^{+0.016}$)