

RXZE2M114

socket RXZ - mixed contact -10A - < 250V - screw clamp -for relay RXM2.., RXM4..



Main

Range of product	Zelio Relay
Product or component type	Socket
Contact terminal arrangement	Mixed
Product compatibility	Plug-in relay RXM (2 C/O) Plug-in relay RXM (4 C/O)
Shape of pin	Flat
Device short name	RXZ
Sale per indivisible quantity	10

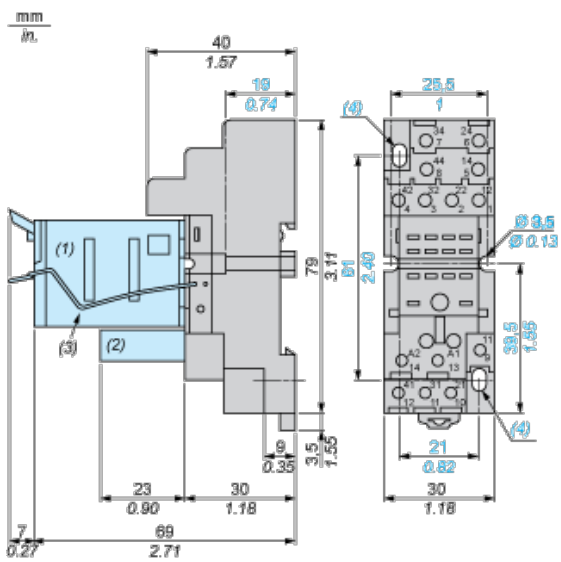
Complementary

[Ith] conventional free air thermal current	10 A
[Ue] rated operational voltage	< 250 V
Tightening torque	< 1 N.m (M3 screw(s))
Fixing mode	By screw panel Clip-on 35 mm symmetrical DIN rail
Marking	CE
Width	30 mm
Product weight	0.048 kg

Environment

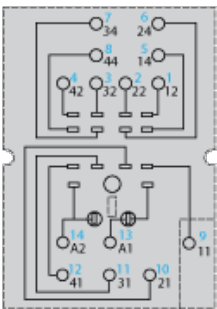
connections - terminals	Screw clamp terminals, flexible cable with cable end 1 x 0.25...1 x 1 mm ² / AWG 22...AWG 17 Screw clamp terminals, flexible cable with cable end 2 x 0.25...2 x 1 mm ² / AWG 22...AWG 17 Screw clamp terminals, solid cable without cable end 1 x 0.5...1 x 1.5 mm ² / AWG 20...AWG 16 Screw clamp terminals, solid cable without cable end 2 x 0.5...2 x 1.5 mm ² / AWG 20...AWG 16
standards	IEC 61984
product certifications	CSA UL Lloyd's
ambient air temperature for storage	-40...85 °C
ambient air temperature for operation	-40...55 °C
IP degree of protection	IP20 conforming to EN/IEC 60529
dielectric strength	2500 V

Dimensions



- (1) Relays
- (2) Protection module
- (3) Maintaining clamp
- (4) 2 elongated holes $\varnothing 3.5$ mm x 6.5 mm / $\varnothing 0.13$ in. x 0.25 in.

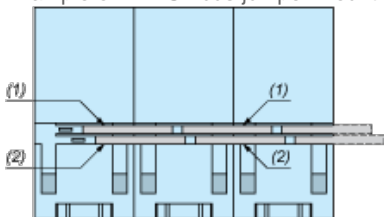
Wiring Diagram



Symbols shown in blue correspond to Nema marking.

Bus Jumpers Mounting on Sockets with Separate Contacts

Example of RXZS2 bus jumper mounting on sockets (view from below)



- (1) 2 bus jumpers (polarity A2)
- (2) 2 bus jumpers (polarity A1)