



Main

Range of product	Phaseo Optimum
Product or component type	Safety and isolation transformer
Rated power in VA	400 VA
Input voltage	230 V AC single phase, terminal(s): N-L1 400 V AC phase to phase, terminal(s): L1-L2
Output voltage	24 V AC
Secondary winding	Single
Protective cover	Without
Ambient air temperature for operation	-20...50 °C

Complementary

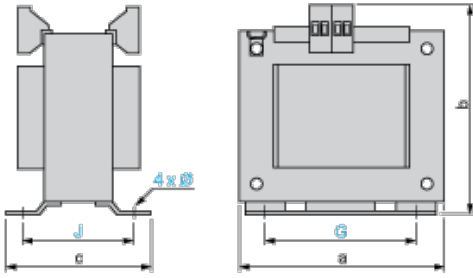
Input voltage limits	207...253 V 360...440 V
Network frequency limits	47...63 Hz
Input voltage tolerance	+/- 15 V
Efficiency	92 %
Power dissipation in W	34.8 W
Output sustained overvoltage	4 % (no load, hot state)
Voltage drop at rated load	0.7 %
No load losses	12.4 W
Short-circuit voltage	0,045
Output protection type	Against overload, protection technology: external Against overvoltage, protection technology: external Against short-circuits, protection technology: external
Connections - terminals	Screw type terminals for input connection, connection capacity: 5 x 4 mm ² AWG 11 Screw type terminals for input ground connection, connection capacity: 1 x 4 mm ² AWG 11 Screw type terminals for output connection, connection capacity: 2 x 10 mm ² AWG 6
Marking	CE
Fixing mode	By 4 screws, screw(s) Ø = 5.8 mm on horizontal panel with derating to 90 % By 4 screws, screw(s) Ø = 5.8 mm on vertical panel, operating position: horizontal By 4 screws, screw(s) Ø = 5.8 mm on vertical panel, operating position: horizontal By 4 screws, screw(s) Ø = 5.8 mm on vertical panel, operating position: vertical
Operating altitude	3000 m
Electrical insulation class	Class B
Product weight	6.5 kg

Environment

product certifications	UR EAC
standards	UL 506
IP degree of protection	IP20
environmental characteristic	EMC conforming to EN 62041 Safety conforming to EN 61558-1 Safety conforming to EN 61558-2-6
protective treatment	TC
ambient air temperature for storage	-40...80 °C
overvoltage category	Class I conforming to VDE 0106-1
dielectric strength	2000 V between winding and ground 4000 V between primary and secondary

The information provided in this documentation contains general descriptions and/or technical characteristics of the products contained herein. This documentation is not intended as a substitute for and is not to be used for determining suitability or reliability of these products for specific user applications. It is the duty of any such user or integrator to perform the appropriate and complete risk analysis, evaluation and testing of the products with respect to the relevant specific application or use thereof. Neither Schneider Electric Industries SAS nor any of its affiliates or subsidiaries shall be responsible or liable for misuse of the information contained herein.

Dimensions



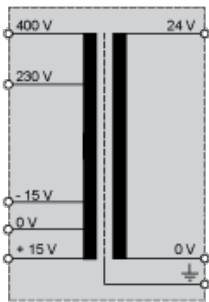
Dimensions in mm

a	b	c	G	J	Ø
135	136	120	104	87	5.8

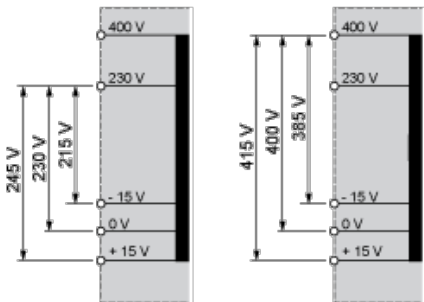
Dimensions in in.

a	b	c	G	J	Ø
5.31	5.35	4.72	4.09	3.42	0.23

Internal Scheme



Primary Voltage Wiring



Secondary Voltage Wiring

