



Main

Range of product	Phaseo Optimum
Product or component type	Safety and isolation transformer
Rated power in VA	40 VA
Input voltage	230 V AC single phase, terminal(s): N-L1 400 V AC phase to phase, terminal(s): L1-L2
Output voltage	230 V AC
Secondary winding	Single
Protective cover	Without
Ambient air temperature for operation	-20...50 °C

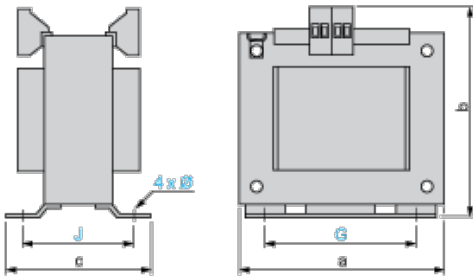
Complementary

Input voltage limits	207...253 V 360...440 V
Network frequency limits	47...63 Hz
Input voltage tolerance	+/- 15 V
Efficiency	81 %
Power dissipation in W	9.4 W
Output sustained overvoltage	9 % (no load, hot state)
Voltage drop at rated load	4 %
No load losses	4.4 W
Short-circuit voltage	0,1146
Output protection type	Against overload, protection technology: external Against overvoltage, protection technology: external Against short-circuits, protection technology: external
Connections - terminals	Screw type terminals for input connection, connection capacity: 5 x 4 mm ² AWG 11 Screw type terminals for input ground connection, connection capacity: 1 x 4 mm ² AWG 11 Screw type terminals for output connection, connection capacity: 2 x 4 mm ² AWG 11
Marking	CE
Fixing mode	By clips (with mounting plate) on 35 mm symmetrical DIN rail By 4 screws, screw(s) Ø = 4.8 mm on horizontal panel with derating to 90 % By 4 screws, screw(s) Ø = 4.8 mm on vertical panel, operating position: horizontal By 4 screws, screw(s) Ø = 4.8 mm on vertical panel, operating position: horizontal By 4 screws, screw(s) Ø = 4.8 mm on vertical panel, operating position: vertical
Operating altitude	3000 m
Electrical insulation class	Class B
Product weight	1.2 kg

Environment

product certifications	UR EAC
standards	UL 506
IP degree of protection	IP20
environmental characteristic	EMC conforming to EN 62041 Safety conforming to EN 61558-1 Safety conforming to EN 61558-2-6
protective treatment	TC
ambient air temperature for storage	-40...80 °C
overvoltage category	Class I conforming to VDE 0106-1
dielectric strength	2000 V between winding and ground 4000 V between primary and secondary

Dimensions



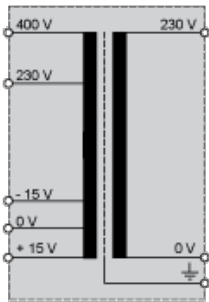
Dimensions in mm

a	b	c	G	J	Ø
78	90	68	56	47.5	4.8

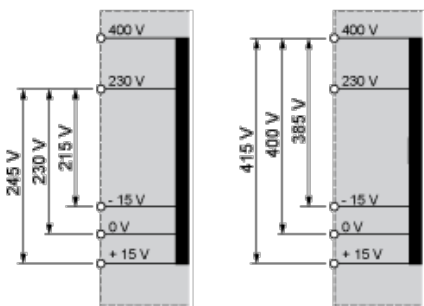
Dimensions in in.

a	b	c	G	J	Ø
3.07	3.54	2.68	2.20	1.87	0.19

Internal Scheme



Primary Voltage Wiring



Secondary Voltage Wiring

