

PRODUCT DATASHEET

L 18 W/3000

LUMILUX T8 | Tubular fluorescent lamps 26 mm, with G13 bases



AREAS OF APPLICATION

- Public buildings
- Office lighting
- Industry
- Shops
- Supermarkets and department stores
- Street lighting
- Outdoor applications only in suitable luminaires

PRODUCT BENEFITS

- Proven lamp technology
- Good economy thanks to high efficiency
- Available in many different light colors (2,700...8,000 K) for various applications

PRODUCT FEATURES

- Very good lumen maintenance: 90 % throughout the service lifetime of the lamp
- Good color rendering group: 1B (R_a : 80...89)
- Dimmable
- Top-quality three-band phosphor: LUMILUX



TECHNICAL DATA

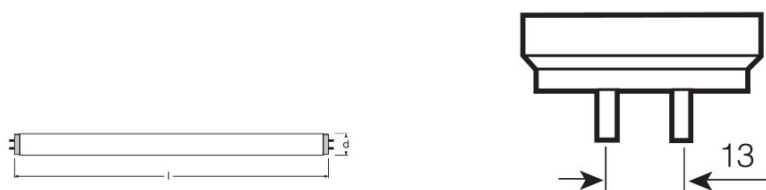
Electrical data

Nominal voltage	220 V
Nominal wattage	18.00 W
Rated lamp efficacy (HF data 25 °C)	Under clarification by authority and standardization body
Rated wattage	18.00 W

Photometrical data

Rated lamp efficacy (standard condition)	75 lm/W
Color rendering index Ra	>80
Luminous flux at 25 °C	1350 lm
Light color	3000
Rated color temperature	3000 K
Nominal luminous flux	1350 lm
Rated LLMF at 2,000 h	0.96
Rated LLMF at 4,000 h	0.94
Rated LLMF at 6,000 h	0.93
Rated LLMF at 8,000 h	0.91
Rated LLMF at 12,000 h	0.91
Rated LLMF at 16,000 h	0.90
Rated LLMF at 20,000 h	0.89
Color temperature	3000 K
Luminous flux	1350 lm
Color rendering index Ra	>80

Dimensions & weight



G13
IEC 7004-51
DIN 49653 T1

Tube diameter	26 mm
Length	600.0 mm
Length with base excl. base pins/connection	590.00 mm

Diameter	26.0 mm
Maximum diameter	26.0 mm

Temperatures & operating conditions

Rated ambient temp.w.max.luminous flux	25.0 °C
---	---------

Lifespan

Service life	18000 h ¹⁾
Lifespan	20000 h ¹⁾
Rated lamp survival factor at 2,000 h	0.99
Rated lamp survival factor at 4,000 h	0.99
Rated lamp survival factor at 6,000 h	0.99
Rated lamp survival factor at 8,000 h	0.99
Rated lamp survival factor at 12,000 h	0.99
Rated lamp survival factor at 16,000 h	0.90
Rated lamp survival factor at 20,000 h	0.50
Operation mode LLMF/LSF	HF

¹⁾ With preheat ECG

Additional product data

Base (standard designation)	G13
Mercury content	4.5 mg
Show WEEE picto	Yes

Capabilities

Dimmable	Yes
Suitable for indoor	Yes

Certificates & standards

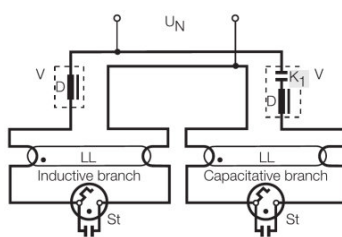
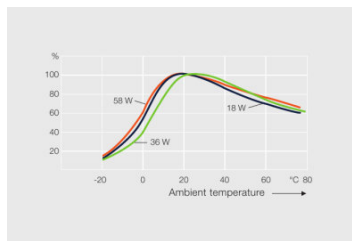
Energy efficiency class	A
Energy efficiency class	A
Energy consumption	22 kWh/1000h

SYSTEM GUARANTEE

OSRAM System+ Guarantee in combination with OSRAM ECGs

SAFETY ADVICE

In case of lamp breakage: www.ledvance.com/brokenlamp



Others graphics

Circuit diagram

LOGISTICAL DATA

Product code	Product description	Packaging unit (Pieces/Unit)	Dimensions (length x width x height)	Volume	Gross weight
4008321544094	L 18 W/3000	Shipping carton box 25	625 mm x 150 mm x 155 mm	14.53 dm ³	2419.00 g
4008321660244	L 18 W/3000	Shipping carton box 24	659 mm x 173 mm x 124 mm	14.14 dm ³	2782.00 g
4008321691187	L 18 W/3000	Shipping carton box 25	646 mm x 151 mm x 153 mm	14.92 dm ³	2772.00 g
4050300470405	L 18 W/3000	Shipping carton box 30	562 mm x 270 mm x 206 mm	31.26 dm ³	2941.00 g
4050300926865	L 18 W/3000	Shipping carton box 25	646 mm x 151 mm x 153 mm	14.92 dm ³	2667.00 g

The mentioned product code describes the smallest quantity unit which can be ordered. One shipping unit can contain one or more single products. When placing an order, for the quantity please enter single or multiples of a shipping unit.

REFERENCES / LINKS

For more information on the system guarantee and the terms and conditions of the guarantee visit

- ▶ www.ledvance.com/system-guarantee

DISCLAIMER

Subject to change without notice. Errors and omission excepted. Always make sure to use the most recent release.