

# PRODUCT DATASHEET

## DULUX D 10 W/827

OSRAM DULUX D | CFLni, 2 tubes, with 2-pin base for CCG operation



---

### AREAS OF APPLICATION

- Offices, public buildings
- Shops
- Supermarkets and department stores
- Hotels, restaurants
- Industry

---

### PRODUCT BENEFITS

- Extremely economical
- Good quality of light
- Excellent luminous flux
- Long service life
- Improved maintenance

---

### PRODUCT FEATURES

- Average life: 10,000 h
- Color rendering index  $R_a$ : 80...89
- Short and compact pin-base lamp with double-turn tubes
- Single-ended two-pin plug-in G24d base



**TECHNICAL DATA**


Electrical data

<b>Nominal wattage</b>	10.00 W
<b>Rated wattage</b>	10.00 W

Photometrical data

<b>Nominal luminous flux</b>	600 lm
<b>Light color (designation)</b>	LUMILUX INTERNA
<b>Luminous flux at 25 °C</b>	600 lm
<b>Rated luminous flux</b>	600 lm
<b>Rated color temperature</b>	2700 K
<b>Color rendering index Ra</b>	80...89
<b>Rated LLMF at 2,000 h</b>	0.85
<b>Rated LLMF at 4,000 h</b>	0.78
<b>Rated LLMF at 6,000 h</b>	0.76
<b>Rated LLMF at 8,000 h</b>	0.75
<b>Color temperature</b>	2700 K
<b>Luminous flux</b>	600 lm
<b>Color rendering index Ra</b>	80...89

— **Dimensions & weight**



<b>Diameter</b>	11.0 mm
<b>Overall length</b>	108.0 mm
<b>Length</b>	110.0 mm
<b>Length acc. to IEC standard</b>	95 mm
<b>Length with base excl. base pins/connection</b>	87.00 mm
<b>Outer bulb</b>	T11
<b>Maximum diameter</b>	11.0 mm

## Lifespan

Nominal lamp life time	10000 h
Rated lamp life time	10000 h
Service life	6500 h
Rated lamp survival factor at 2,000 h	0.99
Rated lamp survival factor at 4,000 h	0.99
Rated lamp survival factor at 6,000 h	0.95
Rated lamp survival factor at 8,000 h	0.81
Operation mode LLMF/LSF	50 Hz
Lifespan	10000 h <sup>1)</sup>

<sup>1)</sup> With CCG/LLCG

## Additional product data

Base (standard designation)	G24d-1
Mercury content	1.3 mg

## Capabilities

Dimmable	No
Suitable for indoor	Yes

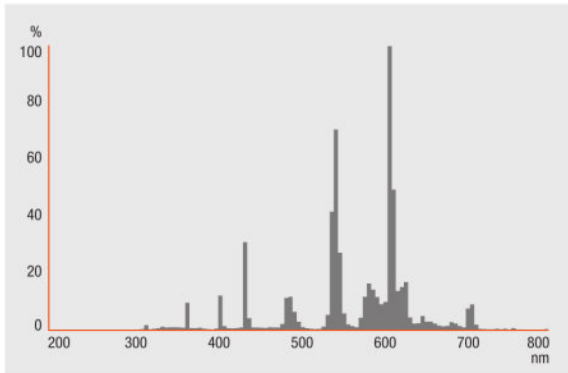
## Certificates &amp; standards

Energy efficiency class	B
Energy consumption	13 kWh/1000h
Energy efficiency class	B

## Country-specific categorizations

ILCOS	FSQ-10/827-I-G24d-1
-------	---------------------

Light Distribution



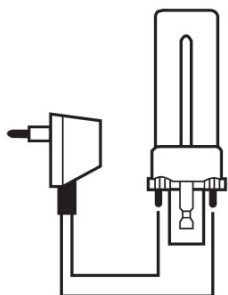
Spectral power distribution

EQUIPMENT / ACCESSORIES

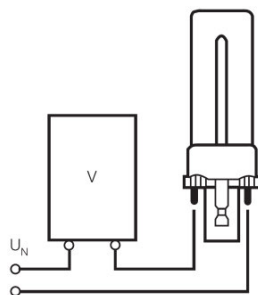
- Suitable for operation on conventional control gear

SAFETY ADVICE

In case of lamp breakage: [www.ledvance.com/brokenlamp](http://www.ledvance.com/brokenlamp)



Circuit diagram



Circuit diagram

LOGISTICAL DATA

Product code	Product description	Packaging unit (Pieces/Unit)	Dimensions (length x width x height)	Volume	Gross weight
4050300008110	DULUX D 10 W/827	Shipping carton box 10	186 mm x 133 mm x 93 mm	2.30 dm <sup>3</sup>	478.00 g

The mentioned product code describes the smallest quantity unit which can be ordered. One shipping unit can contain one or more single products. When placing an order, for the quantity please enter single or multiples of a shipping unit.

---

#### DISCLAIMER

Subject to change without notice. Errors and omission excepted. Always make sure to use the most recent release.