


Catalogue No: IA18ELN08UCM1

INDUCTIVE STAINLESS STEEL LONG M18 DC NAMUR NC 8mm+5M M12CAB

Field Switching and Sensing > Non Contact Sensors > Proximity Sensors > Carlo Gavazzi Proximity Sensors > Carlo Gavazzi Discrete Inductive Proximity Sensors > Cylindrical 18mm - Inductive Sensors



IA Series Inductive Proximity Sensors, non-flush type, stainless steel M18 long housing, 6 to 35 V DC power supply, NAMUR output, 8mm sensing range, IP67 rating, M12 plug, with 5m cable included



Representative Photo Only
(actual product may vary based on configuration selections)

- Cylindrical housing from 4 to 30mm
- Both digital (SCR, transistor) and analogue outputs.
- Standard and extended sensing distance
- Flat-pack housing Stainless steel and Polyester housing Flush / Non flush versions

SPECIFICATIONS

Product Series	IA
Component Type Field Switching & Sensing	Proximity Sensor
Sensing Mode	Inductive
Shielded	No
Shape	Cylindrical - Threaded
Diameter	18 mm
Length	83 mm
Orientation	Straight Through
Mounting (Multiple)	Non-Flush Mount Mounting Nuts (Included)
Teach Mode / Sensitivity Adjustment	No sensitivity
Sensing Distance	8 mm
Ue, Rated Operational Voltage, DC, min	6 V DC
Ue, Rated Operational Voltage, DC, max	35 V DC
Switching Mode	N/C
Output Type	Namur
Switching/Operating Frequency	200 Hz
Number of Conductors	2 qty
Connection / Termination	M12 x 1, DC Micro, 4-pin
Material, Body / Housing	Stainless Steel material
Operating Temperature, Max	70 °C max
Operating Temperature, Min	-25 °C min
Storage Temperature, Max	80 °C max
Storage Temperature, Min	-30 °C min
IP Rating	IP67

Catalogue No: IA18ELN08UCM1

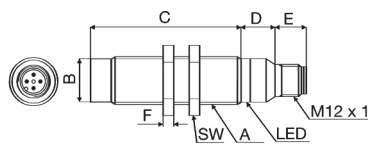
INDUCTIVE STAINLESS STEEL LONG M18 DC NAMUR NC 8mm+5M M12CAB

Field Switching and Sensing > Non Contact Sensors > Proximity Sensors > Carlo Gavazzi Proximity Sensors > Carlo Gavazzi Discrete Inductive Proximity Sensors > Cylindrical 18mm - Inductive Sensors



REFERENCES

IECEX Certificate	-
Supplier Declaration of Conformity:	-
Installation Guide:	-
User Manual:	-
Manufacturer Datasheet:	IA18ELN08UCM1_ManufacturerDatasheet
Manufacturer Catalogue & Product Selection:	-



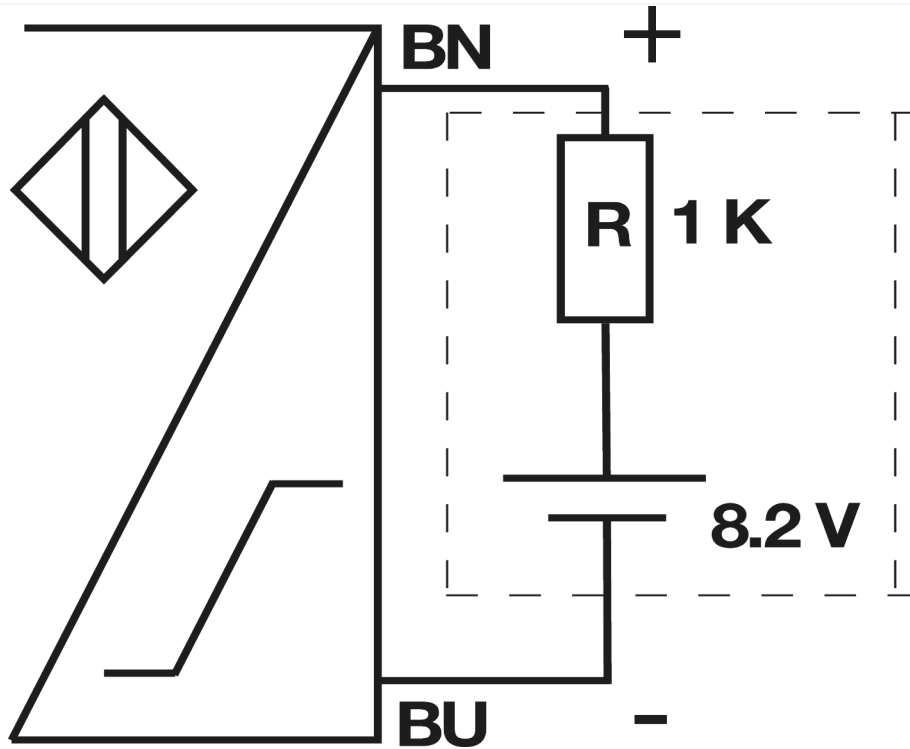
Type	A	B Ø mm	C mm	D mm	E mm	F mm	SW mm
IA 12 ESF 02 UC	M12 x 1 x 30	10.7	30	11	5.0	4	17
IA 12 ELF 02 UC	M12 x 1 x 50	10.7	50	11	5.0	4	17
IA 12 ESF 02 UC M1	M12 x 1 x 30	10.7	30	12.6	11.9	4	17
IA 12 ELF 02 UC M1	M12 x 1 x 50	10.7	50	12.6	11.9	4	17
IA 12 ESN 04 UC	M12 x 1 x 30	10.7	34	11	5.0	4	17
IA 12 ELN 04 UC	M12 x 1 x 50	10.7	54	11	5.0	4	17
IA 12 ESN 04 UC M1	M12 x 1 x 30	10.7	34	12.6	11.9	4	17
IA 12 ELN 04 UC M1	M12 x 1 x 50	10.7	54	12.6	11.9	4	17
IA 18 ESF 05 UC	M18 x 1 x 30	16.7	30	11.6	15.4	4	24
IA 18 ELF 05 UC	M18 x 1 x 50	16.7	50	11.6	15.4	4	24
IA 18 ESF 05 UC M1	M18 x 1 x 30	16.7	30	13.1	11.9	4	24
IA 18 ELF 05 UC M1	M18 x 1 x 50	16.7	50	13.1	11.9	4	24
IA 18 ESN 08 UC	M18 x 1 x 30	16.7	38	11.6	15.4	4	24
IA 18 ELN 08 UC	M18 x 1 x 50	16.7	58	11.6	15.4	4	24
IA 18 ESN 08 UC M1	M18 x 1 x 30	16.7	38	13.1	11.9	4	24
IA 18 ELN 08 UC M1	M18 x 1 x 50	16.7	58	13.1	11.9	4	24
IA 30 ESF 10 UC	M30 x 1.5 x 30	28	30	13.6	15.4	5	36
IA 30 ELF 10 UC	M30 x 1.5 x 50	28	50	13.6	15.4	5	36
IA 30 ESF 10 UC M1	M30 x 1.5 x 30	28	30	13.6	11.9	5	36
IA 30 ELF 10 UC M1	M30 x 1.5 x 50	28	50	13.6	11.9	5	36
IA 30 ESN 15 UC	M30 x 1.5 x 30	28	42	13.6	15.4	5	36
IA 30 ELN 15 UC	M30 x 1.5 x 50	28	62	13.6	15.4	5	36
IA 30 ESN 15 UC M1	M30 x 1.5 x 30	28	42	13.6	11.9	5	36
IA 30 ELN 15 UC M1	M30 x 1.5 x 50	28	62	13.6	11.9	5	36

Dimension Diagram

Catalogue No: **IA18ELN08UCM1**

INDUCTIVE STAINLESS STEEL LONG M18 DC NAMUR NC 8mm+5M M12CAB


Field Switching and Sensing > Non Contact Sensors > Proximity Sensors > Carlo Gavazzi Proximity Sensors > Carlo Gavazzi Discrete Inductive Proximity Sensors > Cylindrical 18mm - Inductive Sensors



Connection / Wiring Diagram

Ordering Key

IA 12 ESF 02 UC M1



Technical Diagram

