

# Catalogue No: **DTSHT110415V**

## SHUNT TRIP 110 TO 415V AC/110 TO 125V DC SUITS DINT6-10-15

Power Distribution and Protection > Circuit Breakers > Miniature Circuit Breakers and Earth Leakage Protection (RCDs and RCBOs) > DIN-T Accessories > DIN-T Shunt Trip > Shunt Trip



### DIN-T Shunt Trip 110-415V AC & 110-125V DC

- Shunt trip are supplied as a kit for field fitting to MCBs
- Wide range of voltages in both AC and DC

Representative Photo Only  
(actual product may vary based on configuration selections)

#### SPECIFICATIONS

Product Series	DIN-T
Component Type Power Distribution & Protection	Shunt Trip
Electrical Service Life at Un, In	2000 cycles
Wire / Conductor Size, Flex Cable, Min	0.75 mm <sup>2</sup> min
Wire / Conductor Size, Flex Cable, Max	2.5 mm <sup>2</sup> max
Wire / Conductor Size, Rigid Cable, Min	1 mm <sup>2</sup> min
Wire / Conductor Size, Rigid Cable, Max	2.5 mm <sup>2</sup> max

#### REFERENCES

IECEX Certificate	-
Supplier Declaration of Conformity:	-
Installation Guide:	-
User Manual:	-
Manufacturer Datasheet:	-
Manufacturer Catalogue & Product Selection:	-

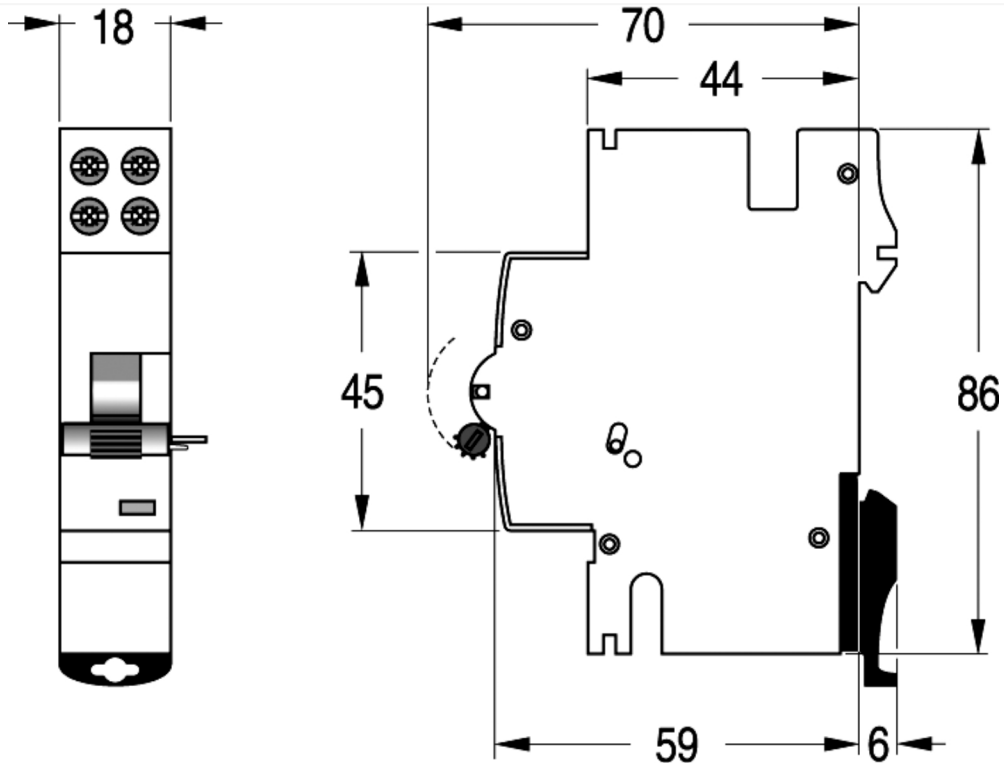


# DIN-T

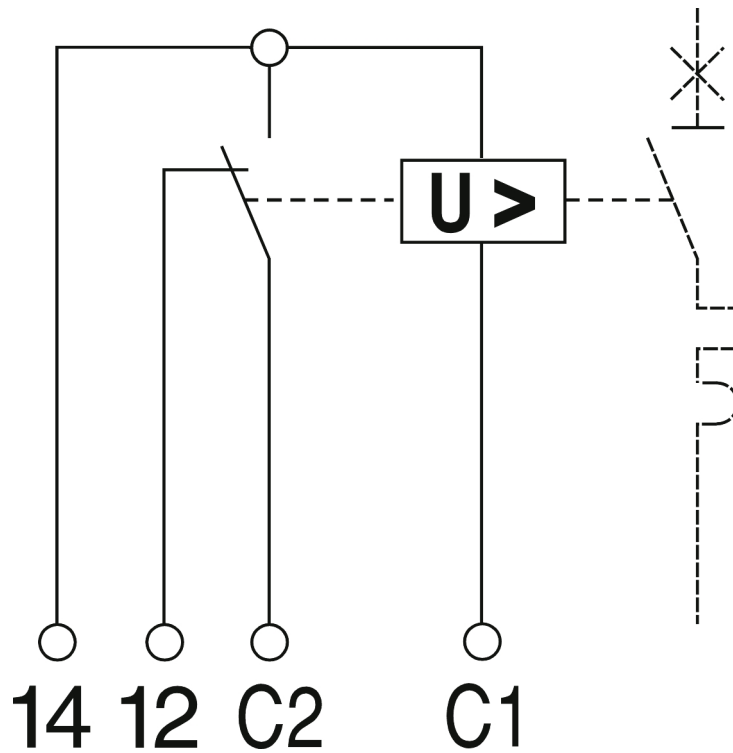
Catalogue No: **DTSHT110415V**

**SHUNT TRIP 110 TO 415V AC/110 TO 125V DC SUITS DINT6-10-15**

Power Distribution and Protection > Circuit Breakers > Miniature Circuit Breakers and Earth Leakage Protection (RCDs and RCBOs) > DIN-T Accessories > DIN-T Shunt Trip > Shunt Trip



Dimension Diagram

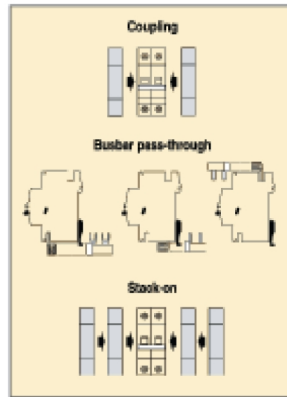


Connection / Wiring Diagram

Catalogue No: **DTSHT110415V**

**SHUNT TRIP 110 TO 415V AC/110 TO 125V DC SUITS DINT6-10-15**

Power Distribution and Protection > Circuit Breakers > Miniature Circuit Breakers and Earth Leakage Protection (RCDs and RCBOs) > DIN-T Accessories > DIN-T Shunt Trip > Shunt Trip



Technical Diagram