

# Catalogue No: **DSRCB-20-100-A**

## RCBO DIN-SAFE 10kA 1P+N 20A C CURVE 100mA TYPE A

Power Distribution and Protection > Circuit Breakers > Miniature Circuit Breakers and Earth Leakage Protection (RCDs and RCBOs) > DIN-Safe Residual Current Device > DIN-Safe RCBO (2P Width) > 10kA RCBO without Pigtail



### MCB/RCD 10KA 1PN 20A 100MA (A)

- Complies with AS/NZS 61009 (RCBOs)
- DSRCB RCBOs feature 10 kA short circuit rating (AI is 6 kA)
- Type A RCD
- Non-pigtail model with switched neutral
- Pigtail model with unswitched neutral
- 30 mA sensitivity general personnel protection applications
- 10 mA sensitivity option for higher risk applications
- 100 mA sensitivity option
- C trip curve for general light and power applications
- Fast connection pin / fork busbar comb
- Suits pole-covers, loadcentres and the Conecept range of Panelboards
- Approval No. NSW17482 or RCM
- 10 mA units compliant with Type 1 requirements

Representative Photo Only  
(actual product may vary based on configuration selections)

### SPECIFICATIONS

Component Type Power Distribution & Protection	RCBO
Trip Curve	C
RCD Type, AS/NZS 61008/61009	A
I <sub>Δc</sub> , Rated Conditional Residual Short-Circuit Current	10 kA
Tripping Time at I <sub>Δn</sub> , Instantaneous	<40 ms
I <sub>n</sub> , Rated Current at 30°C	20 A @30°C
I <sub>Δn</sub> , Rated Leakage Current	100 mA
Neutral Pole Protected	No
Number of Poles versus Modules	2
Poles	1P + N
Rated Frequency	50 / 60 Hz
U <sub>n</sub> , Nominal Operational Voltage, AC	240 V AC
U <sub>bmin</sub> , Service Voltage, AC, Min	117 V AC
U <sub>bmax</sub> , Service Voltage, AC, Max	255 V AC
Selectivity Class (IEC 60898)	A
I <sub>Δm</sub> , Rated Residual Make/Break Capacity	6000 A
I <sub>nc</sub> , Rated Conditional Short Circuit Current	6 kA
I <sub>Δc</sub> , Rated Conditional Residual Short-Circuit Current	10000 A
I <sub>cn</sub> , Rated Short Circuit Capacity	10 kA
U <sub>imp</sub> , Impulse Withstand Voltage, 1.2/50μs	6 kV, 1.2/50μs
Grid Distance (Safety Difference Between 2 Devices)	35 mm
Isolator Application, IEC 60947-2	Yes
Shock Duration (Max.)	5 ms
U <sub>i</sub> , Rated Insulation Voltage	440 V (rms)
Approval(s)	N17482
Standards Compliance	AS/NZS 61009 EN 61009-1 IEC 61009-1
Insulation Resistance	1000 MΩ



**DIN-T**

# Catalogue No: **DSRCB-20-100-A**

## RCBO DIN-SAFE 10kA 1P+N 20A C CURVE 100mA TYPE A

Power Distribution and Protection > Circuit Breakers > Miniature Circuit Breakers and Earth Leakage Protection (RCDs and RCBOs) > DIN-Safe Residual Current Device > DIN-Safe RCBO (2P Width) > 10kA RCBO without Pigtail



Dielectric Strength	2500V
Electrical Service Life at Un, In	10000 cycles
Mechanical Service Life	20000 cycles
Shock Acceleration (Max.)	40 g
Shock Rating	IEC 60077-16-3
IP Rating, Inside	IP40
Conductor Entry Position	Top / Bottom
IP Rating, Outside	IP20
Flammability Rating (UL94)	UL 94 V-2
Wire / Conductor Size, Flex Cable, In, Min	1 mm <sup>2</sup> In
Wire / Conductor Size, Rigid Cable, Top, Max	25 mm <sup>2</sup> Top
Wire / Conductor Size, Flex Cable, Out, Min	1 mm <sup>2</sup> Out
Package Quantity	6 qty
Wire / Conductor Size, Rigid Cable, In, Min	1 mm <sup>2</sup> In
Wire / Conductor Size, Flex Cable, Top, Max	16 mm <sup>2</sup> Top
Wire / Conductor Size, Rigid Cable, Out, Min	1 mm <sup>2</sup> Out
Wire / Conductor Size, Rigid Cable, Bottom, Max	35 mm <sup>2</sup> Bottom
Wire / Conductor Size, Flex Cable, Bottom, Max	25 mm <sup>2</sup> Bottom
Tightening Torque, Top, Nominal	3 Nm
Tightening Torque, Bottom, Nominal	4 Nm
Busbar System, Bottom	Fork Pin
Trip-Free Mechanism	Yes
Mounting	DIN-35 Rail Mount
Add-On Devices (side add-on)	Auxiliary Contacts PBS Tele L Tele M Tele U
Padlockable	Yes, Captive and Non-Captive (Ordered Separately)
Sealable	Yes
Centre Trip Position	No
Height	86 mm
Width	36 mm
Depth	68 mm
Weight	0.25 kg
Neutral Pole Switched	Yes
Operating Temperature, Min	-5 °C min
Operating Temperature, Max	55 °C max
Storage Temperature, Min	-25 °C min
Storage Temperature, Max	70 °C max
Relative Humidity, Max	95 %RH
Vibration Acceleration (Max.)	1.5 m/s <sup>2</sup>
Vibration Frequency, Operational (Max.)	80 Hz
Vibration Duration (Max.)	30 min
Vibration Rating	IEC 60068-2-6
Certifications	CE RCM

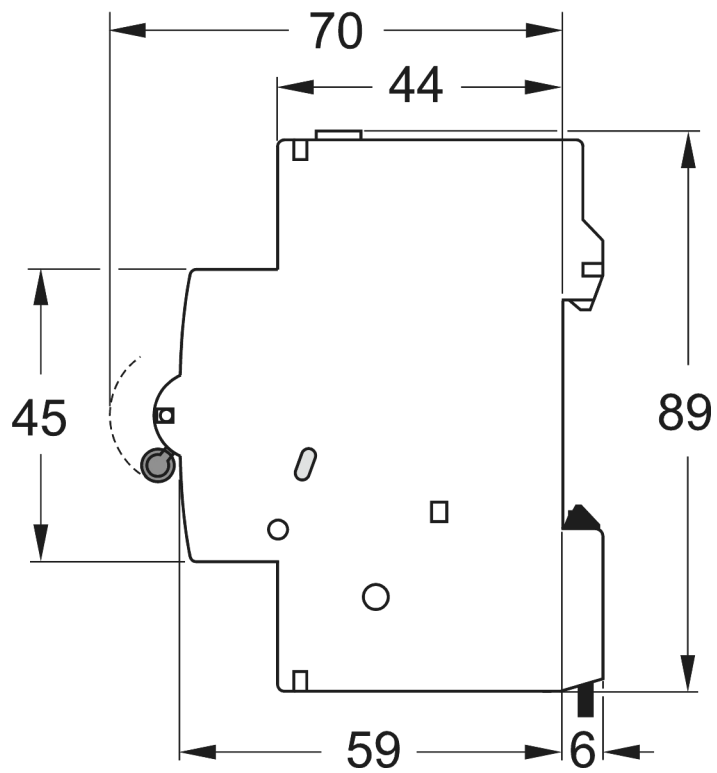
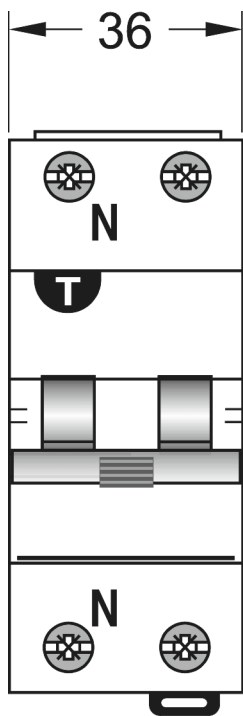
# Catalogue No: **DSRCB-20-100-A**

## RCBO DIN-SAFE 10kA 1P+N 20A C CURVE 100mA TYPE A

Power Distribution and Protection > Circuit Breakers > Miniature Circuit Breakers and Earth Leakage Protection (RCDs and RCBOs) > DIN-Safe Residual Current Device > DIN-Safe RCBO (2P Width) > 10kA RCBO without Pigtail



REFERENCES	
IECEX Certificate	-
Supplier Declaration of Conformity:	<a href="#">DSRCBxxxxx_Supplier Declaration of Conformity (SDoC)</a>
Installation Guide:	-
User Manual:	-
Manufacturer Datasheet:	-
Manufacturer Catalogue & Product Selection:	-



Dimension Diagram

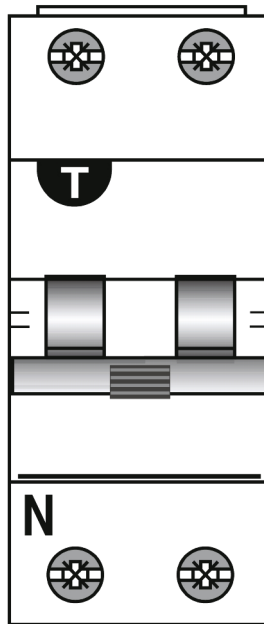
Catalogue No: **DSRCB-20-100-A**

**RCBO DIN-SAFE 10kA 1P+N 20A C CURVE 100mA TYPE A**

Power Distribution and Protection > Circuit Breakers > Miniature Circuit Breakers and Earth Leakage Protection (RCDs and RCBOs) > DIN-Safe Residual Current Device > DIN-Safe RCBO (2P Width) > 10kA RCBO without Pigtail



Neutral Active



Neutral Active

Connection / Wiring Diagram



**DIN-T**