


Catalogue No: CAS7-16-14C-240VAC

SAFETY CONTACTOR 7.5kW 3P 240V AC COIL 1NO 4NC AUXILIARY

Motor Control and Drives > Motor Starting and Protection > Contactors > Sprecher + Schuh Contactors > CAS7 Safety Contactors 4 to 45kW > 3 Pole Safety Contactors with AC Coil



Safety contactor 3 pole 16A 7.5kW 1N/O 4N/C auxiliary 240V AC Coil



- Permanently installed cover prevents manual operation
- Red contact housing for easy identification

Representative Photo Only
(actual product may vary based on configuration selections)

SPECIFICATIONS

| | |
|---|----------------------------------|
| Product Series | CAS7-16 |
| Component Type Motor Control and Drives | Safety Contactor |
| Contactors Group | Contactors up to 7.5 kW |
| Ie, Rated Operational Current, AC-1, 415V, 40°C | 32 A@415V,40°C |
| kW Rating, AC-3, 415V, 60°C | 7.5 kW @415V, 60°C |
| Ie, Rated Operational Current, AC-3, 415V, 60°C | 16 A@415V,60°C |
| Contact Configuration, Main Poles | 3 NO main poles |
| Contact Configuration, Auxiliary | 1 NO + 4 NC auxiliary |
| Main Poles | 3 N/O |
| Coil Type | Conventional type |
| Coil Voltage | 240 V AC V |
| Integrated Aux | 1 N/O + 4 N/C |
| Product Notes | Cross Stamped Auxiliary Contacts |
| IP Rating | IP20 |

REFERENCES

| | |
|---|---|
| IECEx Certificate | - |
| Supplier Declaration of Conformity: | - |
| Installation Guide: | - |
| User Manual: | - |
| Manufacturer Datasheet: | - |
| Manufacturer Catalogue & Product Selection: | - |

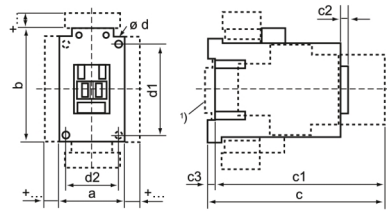
Catalogue No: CAS7-16-14C-240VAC

SAFETY CONTACTOR 7.5kW 3P 240V AC COIL 1NO 4NC AUXILIARY

Motor Control and Drives > Motor Starting and Protection > Contactors > Sprecher + Schuh Contactors > CAS7 Safety Contactors 4 to 45kW > 3 Pole Safety Contactors with AC Coil



Dimensions are in millimeters. Dimensions are not intended for manufacturing purposes.

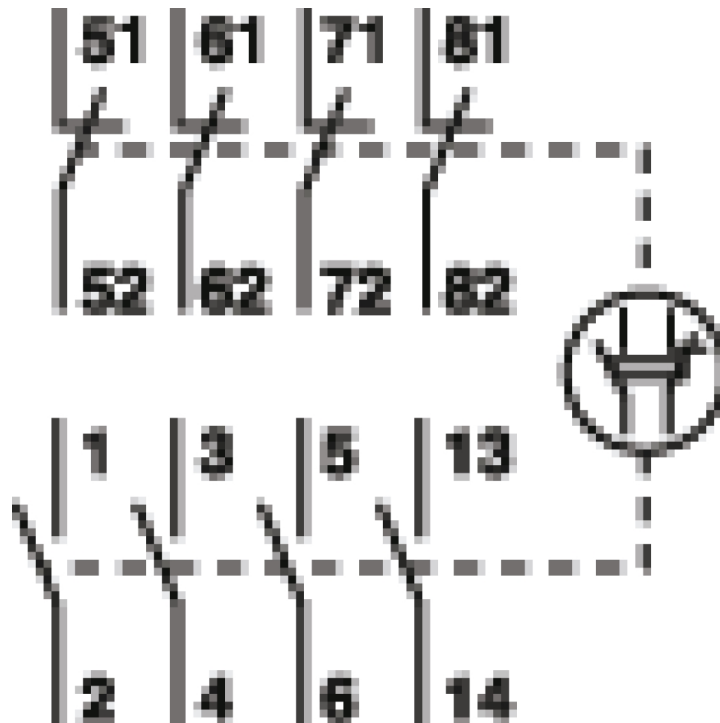


| Type | a | b | c | c1 | c2 | c3 | ød | d1 | d2 |
|-------------------------|----|-----|-------|-------|-----|-----|---------|-----|------------------|
| CAS 7 - 9...CAS 7 - 23 | 45 | 81 | 119.5 | 114.5 | 6 | 4.5 | 2 x 4.5 | 60 | 35 ¹⁾ |
| CAS 7 - 30...CAS 7 - 37 | 45 | 81 | 136.5 | 131.6 | 6.5 | 4.5 | 2 x 4.5 | 60 | 35 ¹⁾ |
| CAS 7 - 43 | 54 | 81 | 139.5 | 134.6 | 6.5 | 5 | 2 x 4.5 | 60 | 45 ¹⁾ |
| CAS 7 - 60...CAS 7 - 85 | 72 | 122 | 156 | 150.5 | 8.5 | 5.5 | 4 x 5.4 | 100 | 55 ¹⁾ |

Accessories

| Contact with ... | | mm |
|---|---------------------------|--------|
| Auxiliary contact block, side-mounted | 1 or 2 pole | a + 9 |
| Solid-state timing module (100-ETA) | on coil connection side | b + 24 |
| Solid-state timing module (100-ETB / 100-ETY) | on coil connection side | b + 24 |
| Mechanical interlock | side-mounted | a + 9 |
| Interface | on coil connection side | b + 9 |
| Suppressor module | on coil connection side | b + 3 |
| Marking with: | sheets of labels | + 0 |
| | marking sheets with cover | + 0 |
| | label holder for V4/V5 | + 5.5 |
| | label holder for V7 | + 5.5 |

Dimension Diagram



Connection / Wiring Diagram