


Base For 5532 Relays Box Clamp w/Metal Clip



- Lockable test button and mechanical flag indicator as standard on 2 and 4 pole types
- AC coils and DC coils
- Cadmium Free contacts (preferred version)
- 94 series sockets
- Coil EMC suppression
- Timer accessories 86 series

Representative Photo Only
(actual product may vary based on configuration selections)

SPECIFICATIONS

Product Series	55
Component Type Timers and Control relays	Relay Base
Dielectric Strength, between open Contacts	1000 V AC
Mounting	Plug-in
Shock Acceleration (Max.)	16 g
Shock Duration (Max.)	3 ms
Vibration Acceleration (Max.)	15 m/s ²
Vibration Frequency, Operational (Max.)	55 Hz

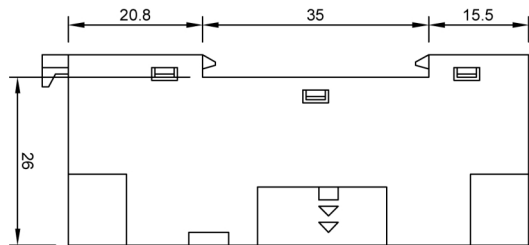
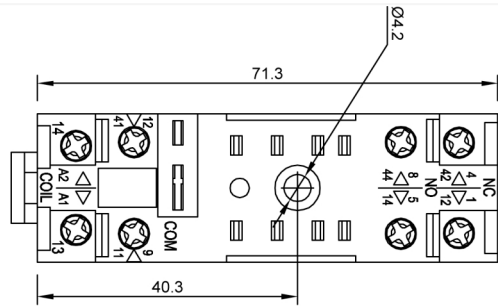
REFERENCES

IECEX Certificate	-
Supplier Declaration of Conformity:	-
Installation Guide:	-
User Manual:	-
Manufacturer Datasheet:	-
Manufacturer Catalogue & Product Selection:	-

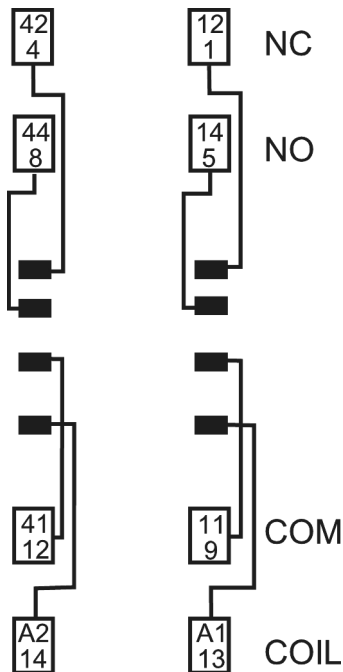
Catalogue No: **94.82**

BASE FOR 5532 RELAYS BOX CLAMP W/METAL CLIP

Timers and Control Relays > General Purpose Relays > Electromechanical Relays > Finder Electromechanical Relays > Power Relays > 55 Series Mini General Purpose Relays



Dimension Diagram



94.82

Connection / Wiring Diagram