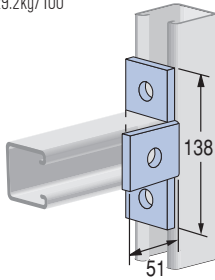


UNISTRUT® FITTINGS - 90°, ANGULAR & "Z" SHAPE

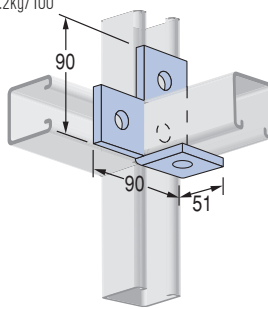
P1033

Mass: 29.2kg/100



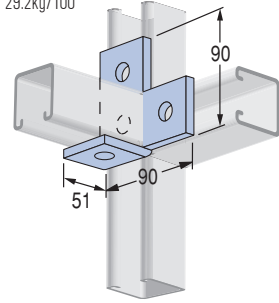
P1034

Mass: 29.2kg/100



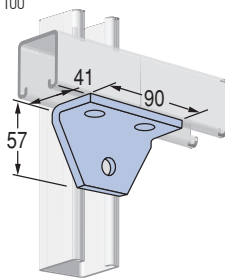
P1035

Mass: 29.2kg/100



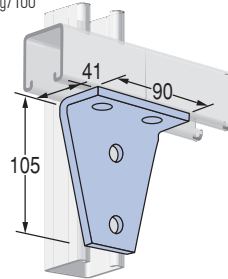
P1357

Mass: 26.7kg/100



P1359

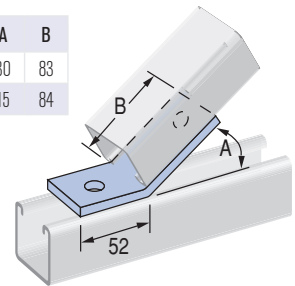
Mass: 40kg/100



P2101 & P2103

Mass: 21.7kg/100

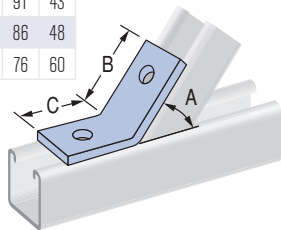
Part No.	A	B
P2101	30	83
P2103	15	84



P1546, P2095, P2097

Mass: 21.7kg/100

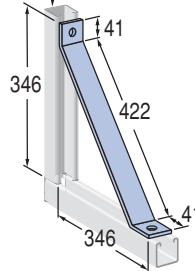
Part No.	A	B	C
P2095	75	91	43
P2097	60	86	48
P1546	45	76	60



P2452

Mass: 85.9kg/100

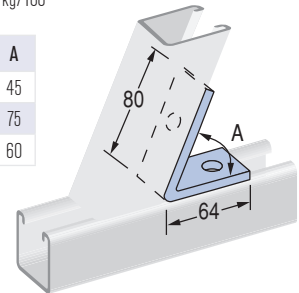
Design Axial Load - 5.36kN



P1186, P2106, P2108

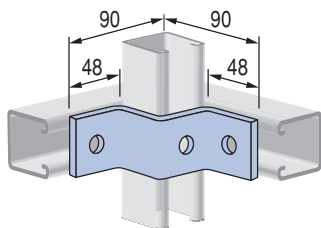
Mass: 21.7kg/100

Part No.	A
P1186	45
P2106	75
P2108	60



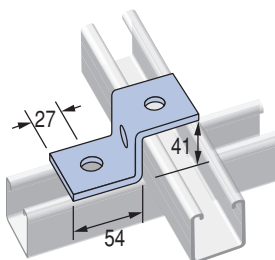
P1736

Mass: 22.5kg/100



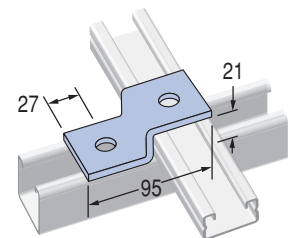
P1045

Mass: 20kg/100



P4045

Mass: 16.7kg/100



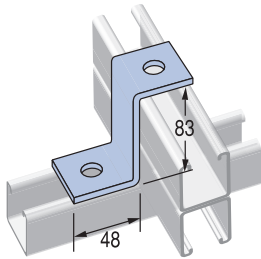
P4000 Shown

Standard Dimensions for 41mm width series Strut fittings (Unless Otherwise Shown on Drawing)
Hole Diameter: 14mm; Hole Spacing - From End: 21mm; Hole Spacing - On Centre: 48mm; Width: 40mm

UNISTRUT® FITTINGS - "Z", "U" AND WING SHAPE

P1453

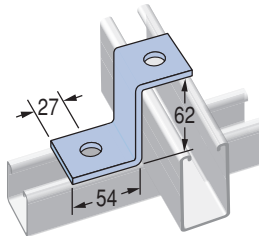
Mass: 25kg/100



P1001 Shown

P5545

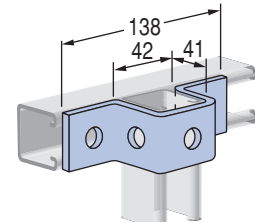
Mass: 24.2kg/100



P1000® and P5500 Shown

P1047

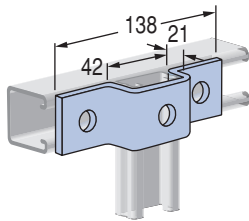
Mass: 30.9kg/100



P1000® Shown

P4047

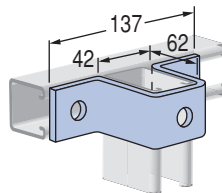
Mass: 25kg/100



P1000® and P4000 Shown

P5547

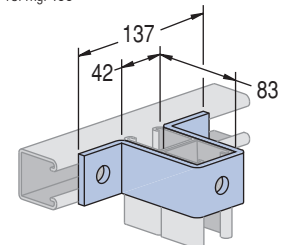
Mass: 39.2kg/100



P1000® and P5500 Shown

P1737

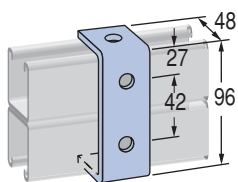
Mass: 48.4kg/100



P1000® (shown), and P2001

P1044

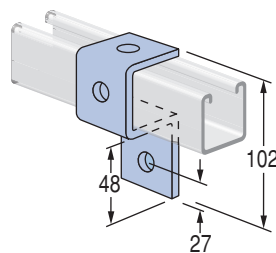
Mass: 25kg/100



P1001 Shown

P1046

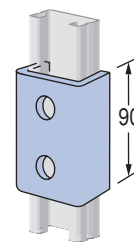
Mass: 29.2kg/100



P1000® Shown

P4376

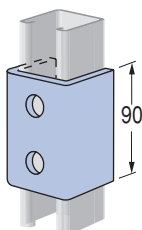
Mass: 31.7kg/100



P4000 Shown

P1376

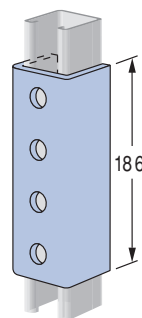
Mass: 46.7kg/100



P1000® Shown

P1377

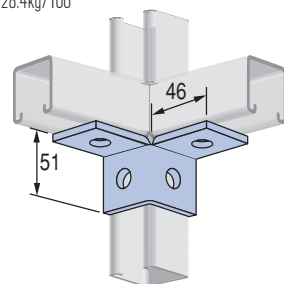
Mass: 95.9kg/100



P1000® Shown

P2223

Mass: 28.4kg/100

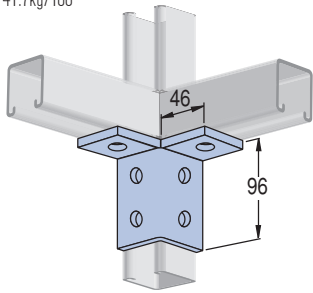


Standard Dimensions for 41mm width series Strut fittings (Unless Otherwise Shown on Drawing)
Hole Diameter: 14mm; Hole Spacing - From End: 21mm; Hole Spacing - On Centre: 48mm; Width: 40mm

UNISTRUT® FITTINGS - WING SHAPE, POST BASES

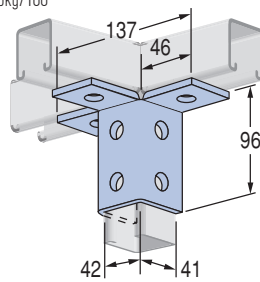
P2224

Mass: 41.7kg/100



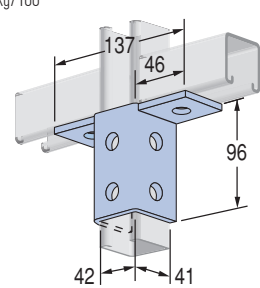
P2228

Mass: 65kg/100



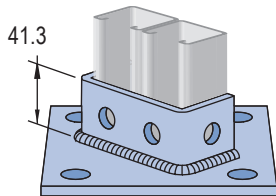
P2346

Mass: 55kg/100

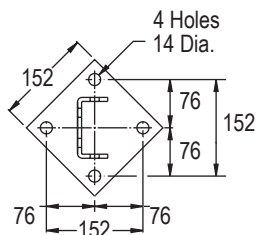


P2073/P2073SQ

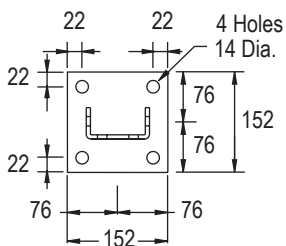
Mass: 116.7kg/100



P1001 Shown



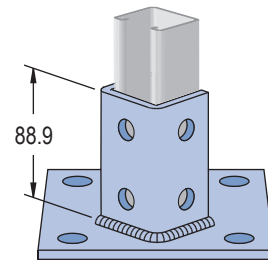
P2073



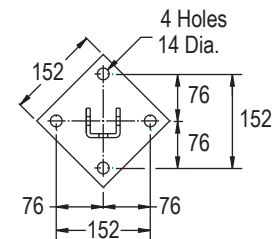
P2073SQ

P2072A/P2072ASQ

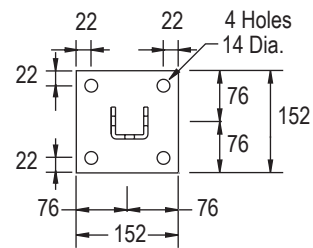
Mass: 136.7kg/100



P1000® Shown

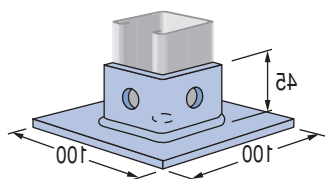


P2072A

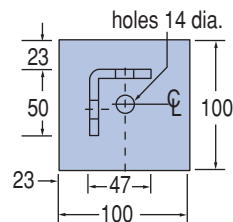


P2072ASQ

P2072S1



P1000® Shown

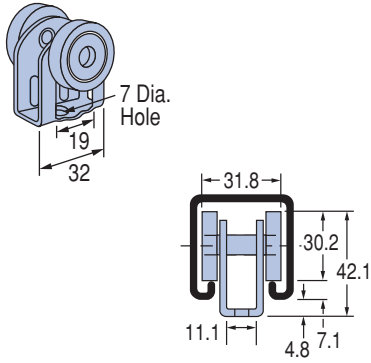


Standard Dimensions for 41mm width series Strut fittings (Unless Otherwise Shown on Drawing)
Hole Diameter: 14mm; Hole Spacing - From End: 21mm; Hole Spacing - On Centre: 48mm; Width: 40mm

UNISTRUT® TROLLEY ASSEMBLIES

P2749/P2749N

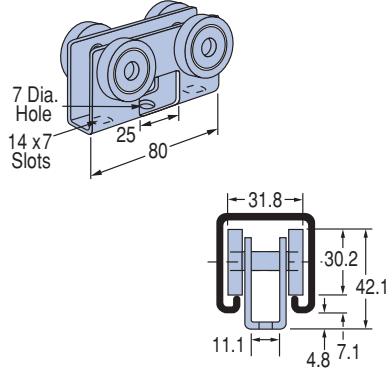
Mass: 10kg/100
Clevis 2.5mm



Note: 'N' indicates Acetal wheels

P2750/P2750N

Mass: 22kg/100



Note: 'N' indicates Acetal wheels

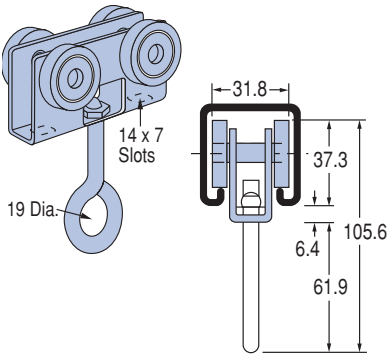
LOADS (kN)

Part No.	Wheel - Steel Ball Bearing Approx. Design Load kN
P2749	0.22
P2750	0.45
P2751	0.45

Part No.	Wheel - Acetal Approx. Design Load kN
P2749N	0.04
P2750N	0.09
P2751N	0.09

P2751/P2751N

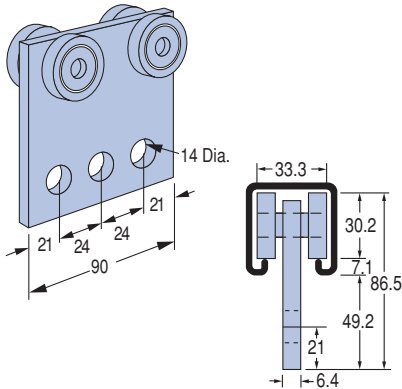
Mass: 26kg/100
Clevis 2.5mm



Note: 'N' indicates Acetal wheels

P2950

Mass: 48kg/100

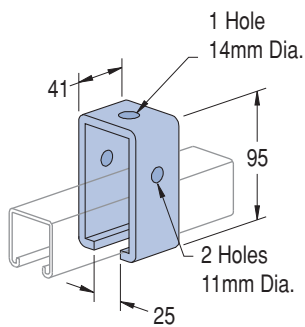


P2950 LOADS (kN)

MPM	RPM	Design Load in P1000® kN
54	600	1.33
27	300	2.00
9	100	2.67

P1834 - TROLLEY SUPPORT

Mass: 99.8kg/100
Design Load: 5.34kN
Requires M10 x 70 Bolt & Nut. Not Included.



P1834A - TROLLEY SUPPORT

Mass: 46kg/100
Design Load: 11.12kN
Requires M10 x 70 Bolt & Nut. Not Included.

