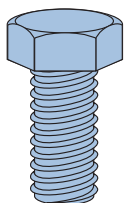


# Metal Framing - Nuts and Bolts

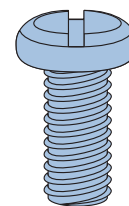
## Hex Head Set Screws

Part No.	Size	Mass kg/100
HHS0620	M6 x 20	0.6
HHS0625	M6 x 25	0.7
HHS0630	M6 x 30	0.8
HHS0820	M8 x 20	1.2
HHS0825	M8 x 25	1.4
HHS0830	M8 x 30	1.5
HHS0840	M8 x 40	1.8
HHS1020	M10 x 20	1.9
HHS1025	M10 x 25	2.1
HHS1030	M10 x 30	2.5
HHS1040	M10 x 40	3.0
HHS1224	M12 x 24	4.2
HHS1230	M12 x 30	4.5
HHS1240	M12 x 40	5.1
HHS1260	M12 x 60	7.5
HHS1640	M16 x 40	9.5



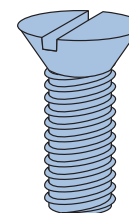
## Pan Head Screws

Part No.	Size	Mass kg/100
PHS0620	M6 x 20	0.6
PHS0625	M6 x 25	0.7
PHS0630	M6 x 30	0.8
PHS0825	M8 x 25	1.3



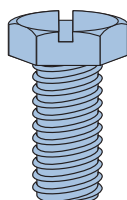
## Countersunk Head Screws

Part No.	Size	Mass kg/100
CKS0615	M6 x 15	0.3
CKS0620	M6 x 20	0.4
CKS0820	M8 x 20	0.8
CKS1020	M10 x 20	1.3



## Slotted Hex Head Set Screws

Part No.	Size	Mass kg/100
SHS0620	M6 x 20	0.6
SHS0825	M8 x 25	1.2
SHS0830	M8 x 30	1.3



## Cone Point Set Screws

Part No.	Size	Mass kg/100
CPS1040	M10 x 40	2.3
CPS1240	M12 x 40	3.8
CPS1250	M12 x 50	4.4

