

# PRODUCT DATASHEET

## DULUX T PLUS 26 W/830

OSRAM DULUX T PLUS | CFLni, 3 tubes, with 2-pin base for CCG operation



---

### AREAS OF APPLICATION

- Offices, public buildings
- Shops
- Supermarkets and department stores
- Hotels, restaurants
- Industrial lighting

---

### PRODUCT BENEFITS

- Very economical
- Good quality of light
- Excellent luminous flux
- Long service life
- Improved maintenance

---

### PRODUCT FEATURES

- Average life: 10,000 h
- Color rendering index  $R_a$ : 80...89
- Short and compact pin-base lamp with triple-turn tubes
- Single-ended two-pin plug-in GX24d base



**TECHNICAL DATA**

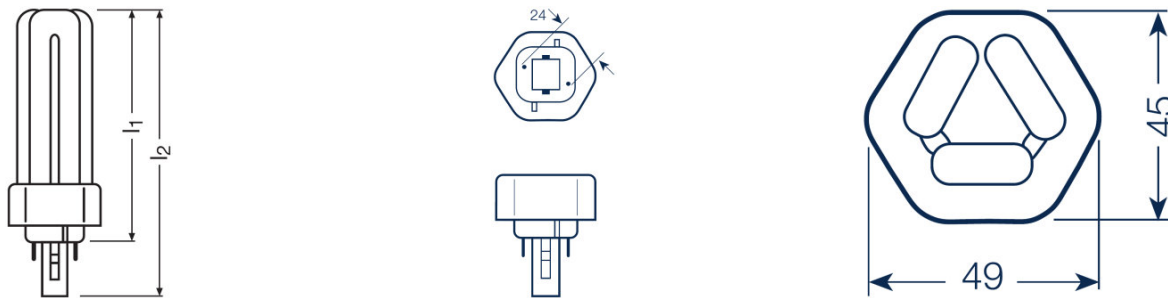
Electrical data

Nominal wattage	26.00 W
Rated wattage	26.50 W

Photometrical data

Nominal luminous flux	1800 lm
Light color (designation)	LUMILUX Warm White
Luminous flux at 25 °C	1800 lm
Rated luminous flux	1800 lm
Rated color temperature	3000 K
Color rendering index Ra	≥80
Rated LLMF at 2,000 h	0.85
Rated LLMF at 4,000 h	0.78
Rated LLMF at 6,000 h	0.76
Rated LLMF at 8,000 h	0.75
Color temperature	3000 K
Luminous flux	1800 lm
Color rendering index Ra	≥80

— Dimensions & weight



Diameter	11.0 mm
Overall length	137.0 mm
Length	139.0 mm
Length acc. to IEC standard	130 mm
Length with base excl. base pins/connection	116.00 mm
Outer bulb	T12X3
Maximum diameter	12.0 mm

## Lifespan

Nominal lamp life time	10000 h
Rated lamp life time	10000 h
Service life	6500 h
Rated lamp survival factor at 2,000 h	0.99
Rated lamp survival factor at 4,000 h	0.99
Rated lamp survival factor at 6,000 h	0.95
Rated lamp survival factor at 8,000 h	0.81
Operation mode LLMF/LSF	50 Hz
Lifespan	10000 h <sup>1)</sup>

<sup>1)</sup> With CCG/LLCG

## Additional product data

Base (standard designation)	GX24d-3
Mercury content	1.7 mg

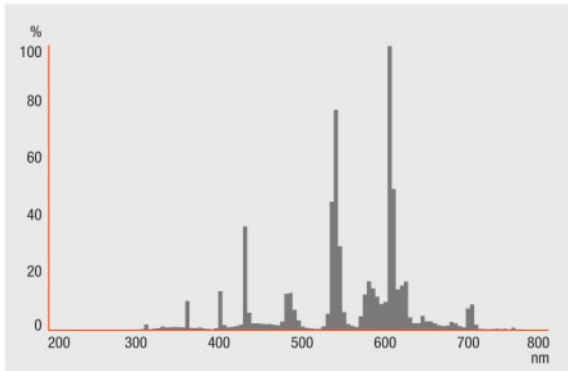
## Certificates &amp; standards

Energy efficiency class	A
Energy consumption	32 kWh/1000h
Energy efficiency class	A

## Country-specific categorizations

ILCOS	FSM-26/830-I-GX24d-3
-------	----------------------

## Light Distribution



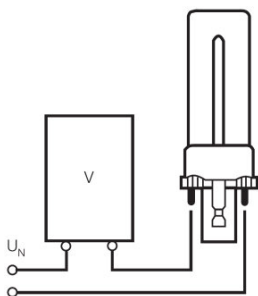
Spectral power distribution

## EQUIPMENT / ACCESSORIES

- Suitable for operation on conventional control gear
- Suitable for 0.22 A control gear only (DULUX T 18 W PLUS)

## SAFETY ADVICE

In case of lamp breakage: [www.ledvance.com/brokenlamp](http://www.ledvance.com/brokenlamp)



Circuit diagram

## LOGISTICAL DATA

Product code	Product description	Packaging unit (Pieces/Unit)	Dimensions (length x width x height)	Volume	Gross weight
4050300342061	DULUX T PLUS 26 W/830	Shipping carton box 10	228 mm x 161 mm x 128 mm	4.70 dm <sup>3</sup>	874.00 g

The mentioned product code describes the smallest quantity unit which can be ordered. One shipping unit can contain one or more single products. When placing an order, for the quantity please enter single or multiples of a shipping unit.

---

#### DISCLAIMER

Subject to change without notice. Errors and omission excepted. Always make sure to use the most recent release.