

# PRODUCT DATASHEET

## DULUX L 40 W/840 2G11

OSRAM DULUX L LUMILUX | CFLni, with 4-pin 2G11 base for ECG/CCG operation



---

### AREAS OF APPLICATION

- Offices, public buildings
- Shops
- Supermarkets and department stores
- Hotels, restaurants
- Industry

---

### PRODUCT BENEFITS

- Very economical
- Outstanding luminous flux
- Outstanding luminous efficiency
- Long service life
- OSRAM System+ Guarantee in combination with OSRAM QUICKTRONIC ECG
- Less than half as long as tubular fluorescent lamps
- Improved maintenance

---

### PRODUCT FEATURES

- Short and compact pin-base lamp with double-turn tubes
- Single-ended four-pin plug-in 2G11 base
- Dimmable (1...100 % with QUICKTRONIC QT<sub>i</sub> DALI/DIM)
- Color rendering index  $R_a$ : 80...89
- Average life: 20,000 h (with QUICKTRONIC)



- Operates on battery, solar and AC power with suitable electronic control gear
- Also available in blue

**TECHNICAL DATA**

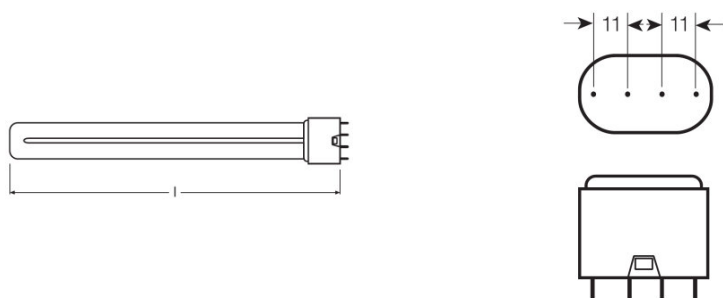
Electrical data

Nominal wattage	40.00 W
Rated wattage	40.00 W

Photometrical data

Nominal luminous flux	3500 lm
Light color (designation)	LUMILUX Cool White
Luminous flux at 25 °C	3500 lm
Rated luminous flux	3500 lm
Rated color temperature	4000 K
Color rendering index Ra	80...89
Rated LLMF at 4,000 h	0.90
Rated LLMF at 6,000 h	0.88
Rated LLMF at 8,000 h	0.85
Rated LLMF at 12,000 h	0.84
Rated LLMF at 16,000 h	0.81
Rated LLMF at 20,000 h	0.80
Luminance	2.3 cd/cm <sup>2</sup>
Color temperature	4000 K
Luminous flux	3500 lm
Color rendering index Ra	80...89

Dimensions & weight



Diameter	17.5 mm
Overall length	530.5 mm
Tube diameter	17.5 mm

<b>Length</b>	533.0 mm
<b>Length acc. to IEC standard</b>	535 mm
<b>Length with base excl. base pins/connection</b>	533.00 mm
<b>Outer bulb</b>	T17,5
<b>Maximum diameter</b>	17.0 mm

### Temperatures & operating conditions

<b>Rated ambient temp.w.max.luminous flux</b>	25.0 °C
---	---------

### Lifespan

<b>Nominal lamp life time</b>	20000 h
<b>Rated lamp life time</b>	20000 h
<b>Service life</b>	13000 h <sup>1)</sup>
<b>Rated lamp survival factor at 2,000 h</b>	0.99
<b>Rated lamp survival factor at 4,000 h</b>	0.99
<b>Rated lamp survival factor at 6,000 h</b>	0.99
<b>Rated lamp survival factor at 8,000 h</b>	0.99
<b>Rated lamp survival factor at 12,000 h</b>	0.95
<b>Rated lamp survival factor at 16,000 h</b>	0.81
<b>Rated lamp survival factor at 20,000 h</b>	0.50
<b>Operation mode LLMF/LSF</b>	HF
<b>Lifespan</b>	20000 h <sup>1)</sup>

<sup>1)</sup> With preheat ECG

### Additional product data

<b>Base (standard designation)</b>	2G11
<b>Mercury content</b>	2.5 mg
<b>Product remark</b>	For ECG operation only

### Capabilities

<b>Dimmable</b>	Yes
<b>Suitable for indoor</b>	Yes

### Certificates & standards

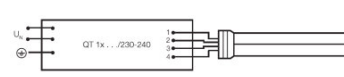
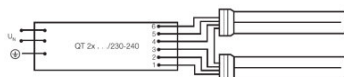
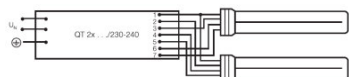
<b>Energy efficiency class</b>	A+
<b>Energy consumption</b>	44 kWh/1000h
<b>Energy efficiency class</b>	A+

### Country-specific categorizations

<b>ILCOS</b>	FSDH-40/840-/P/-2G11-43,9/533
--------------	-------------------------------

**EQUIPMENT / ACCESSORIES**

- Suitable for standard control gears and starters
- Suitable for operation on electronic and conventional control gear



Circuit diagram

Circuit diagram

Circuit diagram

**LOGISTICAL DATA**

Product code	Product description	Packaging unit (Pieces/Unit)	Dimensions (length x width x height)	Volume	Gross weight
4050300279909	DULUX L 40 W/840 2G11	Shipping carton box 10	578 mm x 103 mm x 136 mm	8.10 dm <sup>3</sup>	1678.00 g

The mentioned product code describes the smallest quantity unit which can be ordered. One shipping unit can contain one or more single products. When placing an order, for the quantity please enter single or multiples of a shipping unit.

**REFERENCES / LINKS**

For more information on the system guarantee and the terms and conditions of the guarantee visit

- ▶ [www.ledvance.com/system-guarantee](http://www.ledvance.com/system-guarantee)

**DISCLAIMER**

Subject to change without notice. Errors and omission excepted. Always make sure to use the most recent release.

OSRAM DULUX L LUMILUX | CFLni, with 4-pin 2G11 base for ECG/CCG operation

Product name	Product name ECG	EAN	Nominal current	Nominal wattage + Power loss	Luminous flux at 35 °C	Number of lighting outlets
DULUX L 40 W/840 2G11	QTi 1x14/24/21/39 GII	4008321383334	0.19 A	44.00 W	3500 lm	1
	QTi 1x21/39 DIM	4050300870564	0.18 A	41.80 W	3500 lm	1
	QTi 2x14/24/21/39 GII	4008321383396	0.37 A	86.00 W	3500 lm	2
	QTi 2x21/39 DIM	4050300870694	0.36 A	82.00 W	3500 lm	2
	QTi DALI 1x21/39 DIM	4050300870366	0.18 A	41.80 W	3500 lm	1
	QTi DALI 2x21/39 DIM	4050300870489	0.36 A	82.00 W	3500 lm	2
	QTi DALI-T/E 1x18-57 DIM	4008321060808	0.20 A	45.00 W	3500 lm	1
	QTi DALI-T/E 2x18-42 DIM	4008321060822	0.38 A	87.00 W	3500 lm	2
	QTP-DL 1x36-40	4008321117908	0.21 A	45.00 W	3600 lm	1
	QTP-DL 2x36-40	4008321117922	0.21 A	90.00 W	3650 lm	2
	QTP-M 1x26-42	4008321329134	0.19 A	43.00 W	3500 lm	1
	QTP-OPTIMAL 1x18-40	4008321873743	0.20 A	44.00 W	3500 lm	1
	QTP-OPTIMAL 2x18-40	4008321873767	0.37 A	88.00 W	3500 lm	2