



FB system

galvanised steel core
galvanised steel overbraid

FUSSB system

galvanised steel core
stainless steel overbraid



CONDUIT

FB

Construction: Galvanised steel, helically wound conduit with galvanised steel overbraid. Colour zinc, self colour.

Typical Applications: Industrial environments and high temperatures.

FUSSB

Construction: Galvanised steel, helically wound, flexible conduit with stainless steel (316) overbraid.

Typical Applications: Underground stations where LFH properties and EMC screening are required.



FITTINGS

M


fixed external thread nickel plated brass

Two part fitting comprising shell and body with external thread. This fitting can be inserted into a knockout and secured with a locknut.

S

swivel external thread nickel plated brass

Two part fitting comprising shell and body. The external thread swivels about the main body. Can be used with threaded entries, or knockout secured with a locknut.

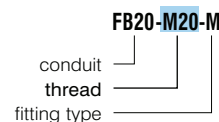


nominal size (mm)	FB part number	FUSSB part number	reel length (m)	outside dia (mm)	inside dia (mm)	min inside bend radius (mm)	metric thread part number	PG thread part number	metric thread part number	PG thread part number
12	FB12		25	14.0	10.2	30	FB12-M16-M	FB12-PG9-M	FB12-M16-S	FB12-PG9-S
16	FB16		25	17.5	13.0	40	FB16-M16-M	FB16-PG11-M	FB16-M16-S	FB16-PG11-S
16							FB16-M20-M		FB16-M20-S	
20	FB20	FUSSB20	25	21.5	16.9	45	FB20-M20-M	FB20-PG16-M	FB20-M20-S	FB20-PG16-S
25	FB25	FUSSB25	25	26.0	21.1	55	FB25-M25-M	FB25-PG21-M	FB25-M25-S	FB25-PG21-S
32	FB32	FUSSB32	25	34.0	28.1	70	FB32-M32-M	FB32-PG29-M	FB32-M32-S	FB32-PG29-S
40	FB40		10	43.5	37.6	80	FB40-M40-M	FB40-PG36-M	FB40-M40-S	FB40-PG36-S
50	FB50		10	54.5	48.4	90	FB50-M50-M	FB50-PG48-M	FB50-M50-S	FB50-PG48-S

ORDERING NOTES

- Add reel length eg: FB20-25M for 25m reel
- * Indicates parts made to order on request and may be subject to MOQ and lead time
- **Available on request:**
 - longer lengths, cut lengths and assemblies
 - additional sizes, stainless steel overbraided
 - PG threads, female threaded fittings
 - full copies of independent test report confirming screening effectiveness

How to read the fittings code



STANDARDS



BS EN IEC 61386

properties

- High mechanical strength
- Highly flexible
- IP rating: IP40
- High abrasion resistance
- Resists hot metal swarf and splashes
- Provides EMC screening
 - 55dB@1MHz (FB)
 - 49dB@1MHz (FUSSB)
- Temperature range -100°C to +300°C
- Inherently Low Fire Hazard (LFH)
- Fully compliant to LUL Std 1-085
- Nickel plated brass fittings



IP40

P

plain hole connector nickel plated brass

Two part fitting comprising shell and body without thread. The body is fitted through the opposite side of the entry to the conduit and acts as a locking device also providing a smooth entry bush.

90° elbow

internal and external threaded nickel plated brass elbow

90° elbow which can be screwed onto external threaded fittings.

locknuts

galvanised steel and nickel plated brass locknuts

Hexagonal locknut to secure fitting. EMC locknuts have raised corners to ensure good continuity.

FCC

plated steel P clip with pvc liner, stainless steel P clips

P clip to support conduit.



hole size (mm)

part number

metric thread part number

metric thread steel part number

metric thread EMC part number

metric thread brass part number

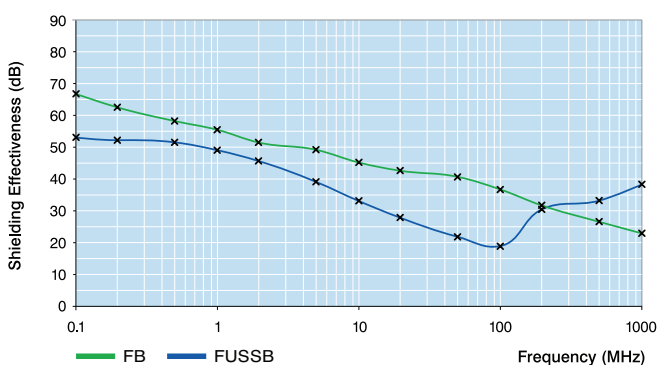
plated steel part number

stainless steel part number

nominal size (mm)

12	FB12-P	BM90-16M	S-M16	B-M16	FCC12	FCC12-SS*	12
16	FB16-P	BM90-16M	S-M16	B-M16	FCC16	FCC16-SS	16
		BM90-20M	S-M20	B-M20	FCC16	FCC16-SS	16
20	FB20-P	BM90-20M	S-M20	B-M20-EMC	FCC20	FCC20-SS	20
25	FB25-P	BM90-25M	S-M25	B-M25-EMC	FCC25	FCC25-SS	25
32	FB32-P	BM90-32M	S-M32	B-M32-EMC	FCC32	FCC32-SS	32
40	FB40-P	BM90-40M	S-M40	B-M40-EMC	FCC40	FCC40-SS	40
51	FB50-P	BM90-50M	S-M50	B-M50	FCC50	FCC50-SS*	50

EMC SCREENING PERFORMANCE



TECHNICAL DRAWING

