

## XX512A2NAM8

ultrasonic sensor cylindrical M12 - Sn 0.1 m - NO - M8 connector



### Main

Range of product	OsiSense XX
Sensor type	Ultrasonic sensor
Series name	General purpose
Sensor name	XX5
Sensor design	Cylindrical M12
Detection system	Diffuse
[Sn] nominal sensing distance	0.1 m fixed
Material	Plastic
Type of output signal	Discrete
Discrete output function	1 NO
Wiring technique	3-wire
Discrete output type	NPN
[Us] rated supply voltage	12...24 V DC with reverse polarity protection
Electrical connection	Male connector M8 3 pins
[Sd] sensing range	0.0064...0.102 m
Beam angle	10 °
IP degree of protection	IP67 conforming to IEC 60529

### Complementary

Enclosure material	ULTEM
Front material	Epoxy
Thread type	M12 x 1
Supply voltage limits	10...28 V DC
[Sa] assured operating distance	0.0064...0.102 m
Maximum differential travel	0.7 mm
Blind zone	0...6.4 mm
Transmission frequency	500 kHz
Repeat accuracy	0.7 %
Deviation angle from 90° of object to be detected	-10...10 °
Minimum size of detected object	Cylinder diameter 2.5 mm Flat bar 1 mm wide
Status LED	1 LED (green) for supply on 1 LED (yellow) for output state
Current consumption	25 mA
Maximum switching current	100 mA with overload and short-circuit protection
Voltage drop	< 1 V
Switching frequency	<= 125 Hz
Delay first up	20 ms
Delay response	3 ms
Delay recovery	3 ms
Marking	CE
Threaded length	38 mm
Height	12 mm
Width	12 mm
Depth	50 mm
Product weight	0.011 kg

The information provided in this documentation contains general descriptions and/or technical characteristics of the products contained herein. This documentation is not intended as a substitute for and is not to be used for determining suitability or reliability of these products for specific user applications. It is the duty of any such user or integrator to perform the appropriate and complete risk analysis, evaluation and testing of the products with respect to the relevant specific application or use thereof. Neither Schneider Electric Industries SAS nor any of its affiliates or subsidiaries shall be responsible or liable for misuse of the information contained herein.

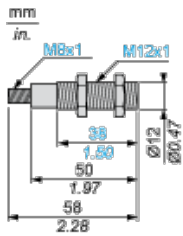
## Environment

standards	IEC 60947-5-2
product certifications	UL
ambient air temperature for operation	-20...65 °C
ambient air temperature for storage	-40...80 °C
vibration resistance	+/-1 mm conforming to IEC 60068-2-6 10...55 Hz
shock resistance	30 gn in all 3 axes for 11 ms conforming to IEC 60068-2-27
resistance to electrostatic discharge	8 kV level 4 conforming to IEC 61000-4-2
resistance to electromagnetic fields	10 V/m level 3 conforming to IEC 61000-4-3
resistance to fast transients	1 kV level 3 conforming to IEC 61000-4-4

## Offer Sustainability

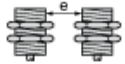
Sustainable offer status	Not Green Premium product
RoHS (date code: YYWW)	Compliant - since 1140 - Schneider Electric declaration of conformity
REACH	Reference contains SVHC above the threshold
Product end of life instructions	Available

## Dimensions



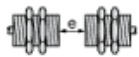
## Minimum Mounting Distances

### Side by side



e : respect the distances indicated on the detection curves

### Face to face

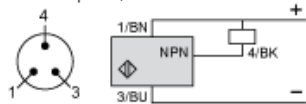


$e > 4 \times S_n$

## Wiring Diagram

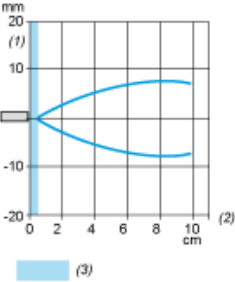
### 3-Wire Type

NO outputs, NPN



- (1) (+)
- (3) (-)
- (4) Output
- BN Brown
- BU Blue
- BK Black

# Curves



- (1) Parallel movement
- (2) Distance
- (3) Blind zone for diffuse sensors.