



# Trailing Edge Dimmer

Cat 300T & 400T Series

### LOAD COMPATIBILITY CHART

Incandescent	✓
240V Halogen	✓
Low Voltage Halogen with Electronic Transformer	✓
Low Voltage Halogen with Wirewound (Iron Core) Transformer	✗
Fluorescent	✗
Fan Motor	✗

### SPECIFICATIONS (at 25°C)

Supply voltage: 230-240V ac 50Hz  
 Minimum load: 10W  
 Maximum load: See table below



Cat No	Dimmers per plate		
	1	2	3
300T	300W	250W	200W
400T	400W	350W	300W

### FEATURES

- **Soft Start**  
Lamp turns on gradually to increase lamp life.
- **Over-temperature Protection**  
If the dimmer gets too hot (due to overloading or insufficient de-rating), the lamp brightness is automatically reduced. After the dimmer cools down, normal operation is resumed. Be sure to correct the cause of the high temperature!
- Immune to flickering due to ripple signal injection on mains supply (as used for off-peak hot water switching).
- Compatible with HPM's Standard, Excel, Linea, COMO, Architectural and Nostalgic range of switch plates and accessories.

### WIRING INSTRUCTIONS

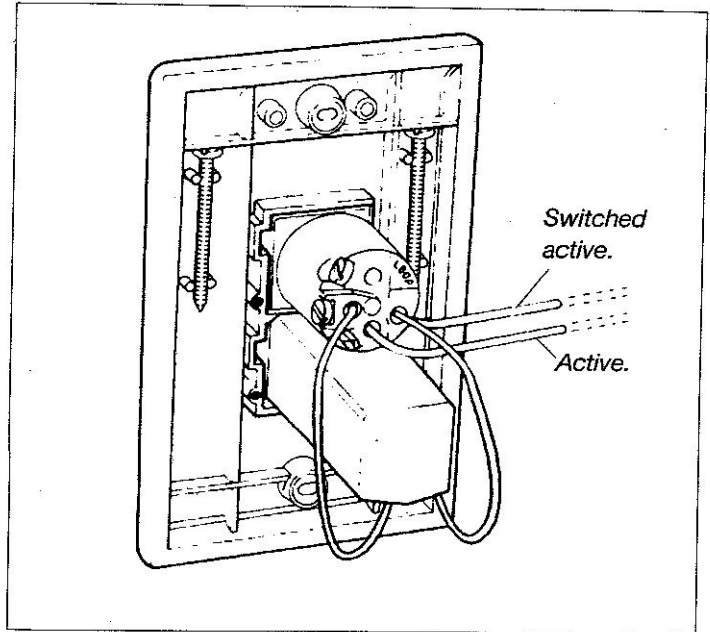


Fig 1. View from back of plate

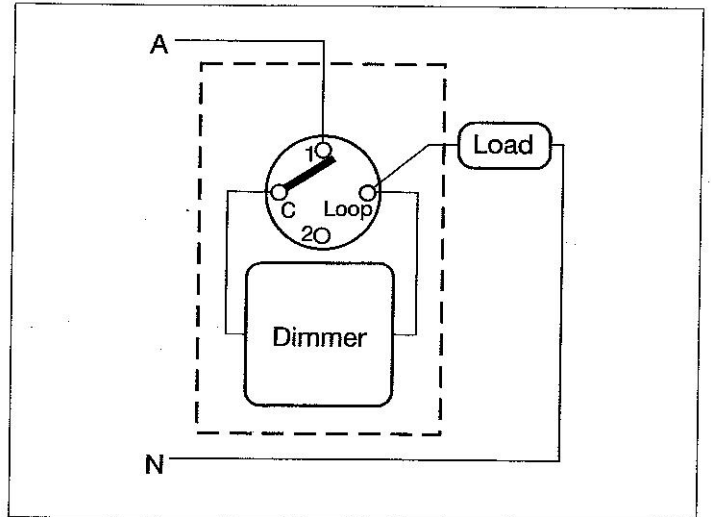


Fig 2. Wiring for Standard, Excel, Linea, Architectural and Nostalgic Ranges

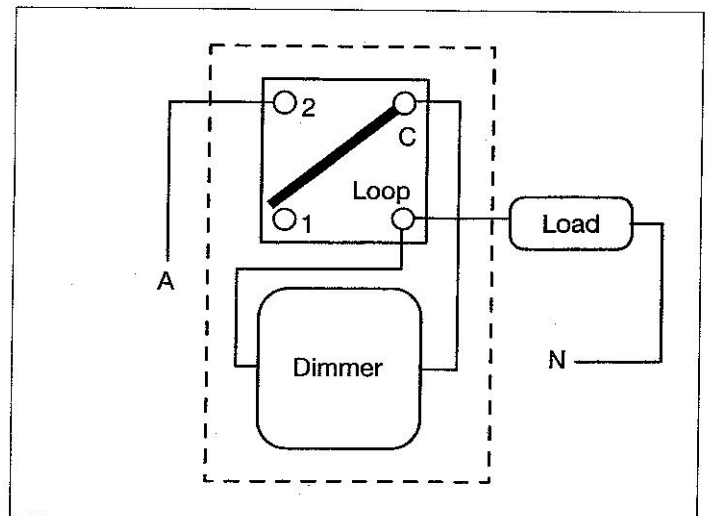


Fig 3. Wiring for COMO Range (vertical)