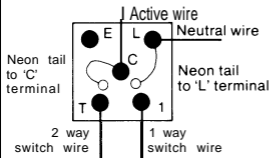


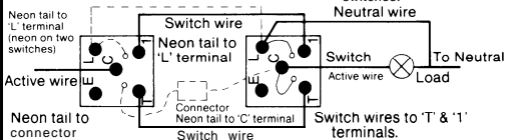
# Wiring instructions for CLIPSAL 2 way P30NM Series Neon Indicator Switch

To wire neon 'PERMANENTLY ON'



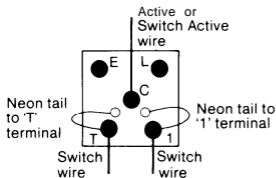
Active wire together with neon tail to 'C' terminal.  
Switch wires to 'T' & '1' terminals.  
Neutral wire together with neon tail to 'L' terminal.

To wire neon 'ON' when 'LOAD ON' ---Additional wiring for neon indication on two switches.



Switch wires to 'T' & '1' terminals.  
Neutral wire together with neon tail to 'L' terminal.  
Switch Active wire together with neon tail to 'C' terminal.

To wire neon 'ON' when 'LOAD OFF'



Switch wires together with neon tails to 'T' & '1' terminals.  
Active or switch Active wire to 'C' terminal.