

# PRODUCT DATASHEET

## L 22 W/840 G10Q

LUMILUX T9 C | Circular fluorescent lamps 29 mm, with G10Q base



---

### AREAS OF APPLICATION

- Public buildings
- Restaurants
- Industry
- Shops
- Supermarkets and department stores
- Hotels

---

### PRODUCT BENEFITS

- Extremely economical
- Good quality of light
- Excellent luminous flux
- Excellent uniform illumination with no shadows

---

### PRODUCT FEATURES

- Good color rendering group: 1B ( $R_a$ : 80...89)
- Good average lifetime
- Single-ended round fluorescent lamp
- Dimmable



TECHNICAL DATA

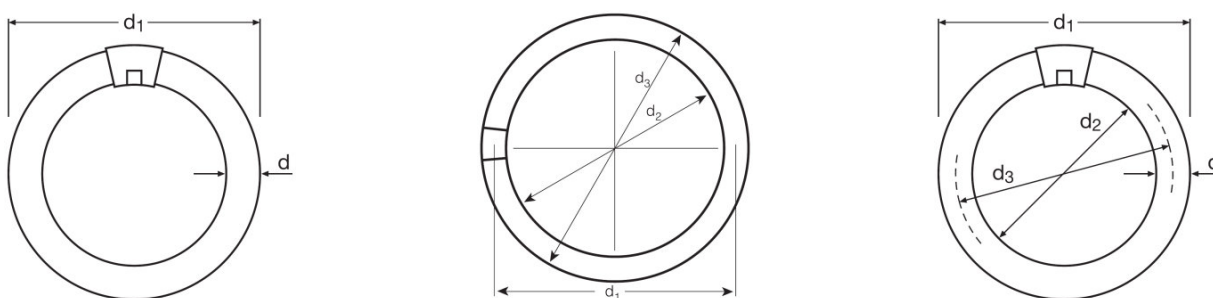
Electrical data


Nominal voltage	62 V
Nominal wattage	22.00 W
Rated wattage	22.00 W

Photometrical data

Rated lamp efficacy (standard condition)	61 lm/W
Color rendering index Ra	80...89
Rated luminous flux	1350 lm
Luminous flux at 25 °C	1350 lm
Light color	4000
Rated color temperature	4000 K
Nominal luminous flux	1350 lm
Light color (designation)	LUMILUX Cool White
Rated LLMF at 2,000 h	0.80
Rated LLMF at 4,000 h	0.74
Rated LLMF at 6,000 h	0.72
Rated LLMF at 8,000 h	0.70
Color temperature	4000 K
Luminous flux	1350 lm
Color rendering index Ra	80...89

Dimensions & weight





<b>Tube diameter</b>	29 mm
<b>Length</b>	216.0 mm
<b>Diameter</b>	216.0 mm
<b>Maximum diameter</b>	29.0 mm

Temperatures & operating conditions

<b>Rated ambient temp.w.max.luminous flux</b>	25.0 °C
---	---------

Lifespan

<b>Service life</b>	6300 h <sup>1)</sup>
<b>Lifespan</b>	9000 h <sup>1)</sup>
<b>Rated lamp survival factor at 2,000 h</b>	0.99
<b>Rated lamp survival factor at 4,000 h</b>	0.95
<b>Rated lamp survival factor at 6,000 h</b>	0.83
<b>Rated lamp survival factor at 8,000 h</b>	0.62
<b>Operation mode LLMF/LSF</b>	50 Hz
<b>Rated lamp life time</b>	9000 h
<b>Nominal lamp life time</b>	9000 h

<sup>1)</sup> With preheat ECG

Additional product data

<b>Base (standard designation)</b>	G10q
<b>Mercury content</b>	5.0 mg
<b>Show WEEE picto</b>	Yes

Capabilities

<b>Suitable for indoor</b>	Yes
----------------------------	-----

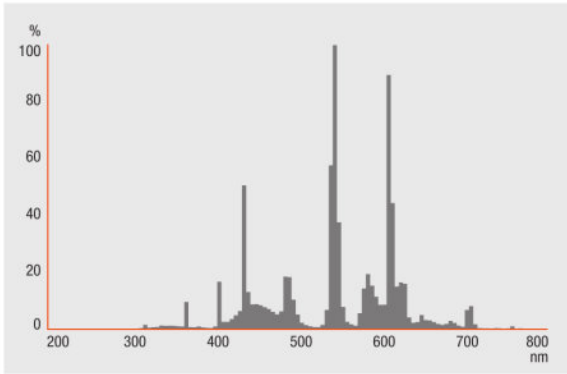
Certificates & standards

<b>Energy efficiency class</b>	B
<b>Energy efficiency class</b>	B

**Energy consumption**

27 kWh/1000h

**Light Distribution**



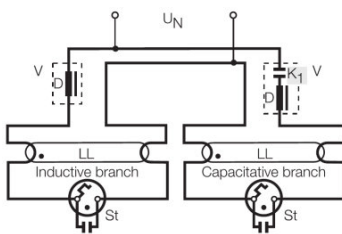
Spectral power distribution

**EQUIPMENT / ACCESSORIES**

- Suitable for operation on electronic and conventional control gears

**SAFETY ADVICE**

In case of lamp breakage: [www.ledvance.com/brokenlamp](http://www.ledvance.com/brokenlamp)



Circuit diagram

---

**LOGISTICAL DATA**

Product code	Product description	Packaging unit (Pieces/Unit)	Dimensions (length x width x height)	Volume	Gross weight
4008321581082	L 22 W/840 G10Q	Shipping carton box 12	450 mm x 227 mm x 238 mm	24.31 dm <sup>3</sup>	2708.60 g

The mentioned product code describes the smallest quantity unit which can be ordered. One shipping unit can contain one or more single products. When placing an order, for the quantity please enter single or multiples of a shipping unit.

---

**DISCLAIMER**

Subject to change without notice. Errors and omission excepted. Always make sure to use the most recent release.

## LUMILUX T9 C | Circular fluorescent lamps 29 mm, with G10Q base

Product name	Product name ECG	EAN	Nominal current	Nominal wattage + Power loss	Luminous flux at 35 °C	Number of lighting outlets
L 22 W/840 G10Q	QT-ECO 1x18-24/220-240 L	4050300660417	0.14 A	20.00 W	1250 lm	1
	QT-ECO 1x18-24/220-240 S	4050300638560	0.14 A	20.00 W	1250 lm	1