



Main

| | |
|---------------------------------------|---------------------------------|
| Commercial Status | Commercialised |
| Range of product | Harmony XB5 |
| Accessory / separate part designation | Fixing collar |
| Accessory / separate part type | Body fixing collar |
| Accessory / separate part category | Mounting and fixing accessories |
| Material | Plastic |
| Accessory / separate part destination | Electrical block |
| Quantity per set | Set of 10 |

Complementary

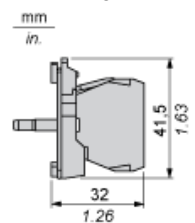
| | |
|----------------|----------|
| Product weight | 0.006 kg |
|----------------|----------|

The information provided in this documentation contains general descriptions and/or technical characteristics of the products contained herein. This documentation is not intended as a substitute for and is not to be used for determining suitability or reliability of these products for specific user applications. It is the duty of any such user or integrator to perform the appropriate and complete risk analysis, evaluation and testing of the products with respect to the relevant specific application or use thereof. Neither Schneider Electric Industries SAS nor any of its affiliates or subsidiaries shall be responsible or liable for misuse of the information contained herein.

Dimensions of Light Blocks and Body/Fixing Collar for Pilot Lights, Integral LED

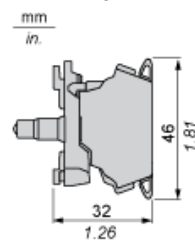
Plug-in Connector

ZBV ••4 light block + ZB5 AZ009 body/fixing collar



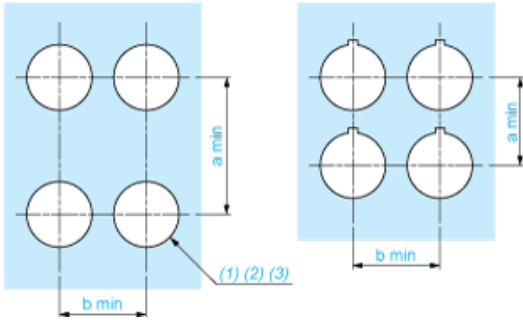
Spring Terminal Connections

ZBV ••5 light block + ZB5 AZ009 body/fixing collar



Panel Cut-out for Pushbuttons, Switches and Pilot Lights (Finished Holes, Ready for Installation)

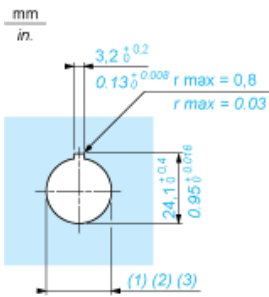
Connection by Screw Clamp Terminals or Plug-in Connectors or on Printed Circuit Board



- (1) Diameter on finished panel or support
- (2) For selector switches and Emergency stop buttons, use of an anti-rotation plate type ZB5 AZ902 is recommended.
- (3) $\varnothing 22.5$ mm recommended ($\varnothing 22.3_0^{+0.4}$) / $\varnothing 0.89$ in. recommended ($\varnothing 0.88$ in. $_0^{+0.016}$)

| Connections | a in mm | a in in. | b in mm | b in in. |
|---|---------|----------|---------|----------|
| By screw clamp terminals or plug-in connector | 40 | 1.57 | 30 | 1.18 |
| By Faston connectors | 45 | 1.77 | 32 | 1.26 |
| On printed circuit board | 30 | 1.18 | 30 | 1.18 |

Detail of Lug Recess



- (1) Diameter on finished panel or support
- (2) For selector switches and Emergency stop buttons, use of an anti-rotation plate type ZB5 AZ902 is recommended.
- (3) $\varnothing 22.5$ mm recommended ($\varnothing 22.3_0^{+0.4}$) / $\varnothing 0.89$ in. recommended ($\varnothing 0.88$ in. $_0^{+0.016}$)