


Product Environmental Profile

COMPACT INS100 TO INS160



Product Environmental Profile - PEP

Product overview

The Compact INS100 to INS160 range of switch-disconnectors is designed to control and isolate low-voltage electrical circuits rated 100A to 160A.

The Product Environmental Profile (PEP) covers the entire range:

- Compact three-pole or four-pole switch-disconnectors and emergency stop switches rated 100A to 160A
- INS switches with positive break indication.

The representative product used for the analysis was the Compact INS160 four-pole (4P) switch-disconnector.

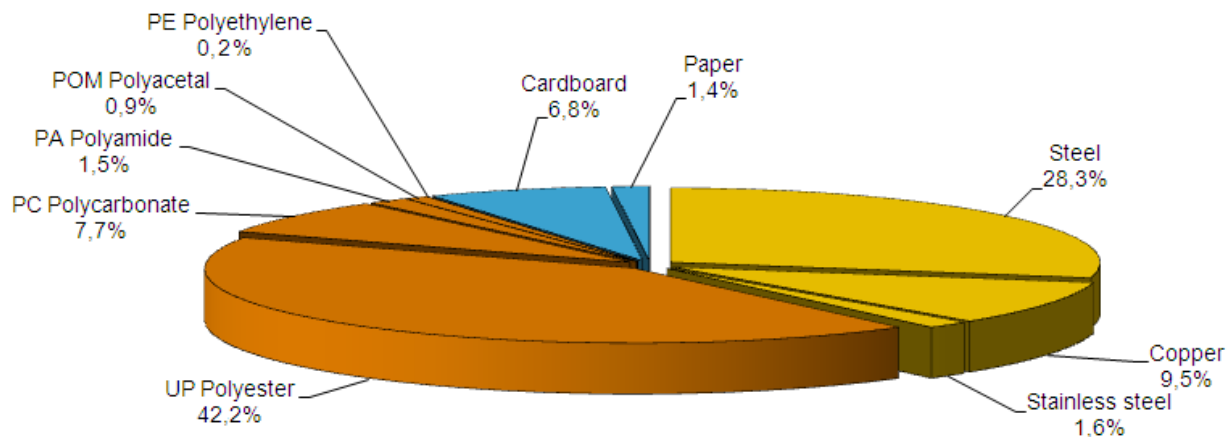
The environmental impacts of this referenced product are representative of the impacts of the other products in the range for which the same technology is used

The environmental impacts of this referenced product are representative of the impacts of the other products of the range which are developed with a similar technology.

The environmental analysis was performed in conformity with ISO 14040.

Constituent materials

The mass of the product range is from 995g to 1150g including packaging. It is 1150g for the Compact INS160 four pole switch-disconnector. The constituent materials are distributed as follows:



Substance assessment

Products of this range are designed in conformity with the requirements of the RoHS directive (European Directive 2002/95/EC of 27 January 2003) and do not contain, or only contain in the authorised proportions, lead, mercury, cadmium, hexavalent chromium or flame retardants (polybrominated biphenyls - PBB, polybrominated diphenyl ethers - PBDE) as mentioned in the Directive

Details of ROHS and REACH substances information are available on the Schneider-Electric [Green Premium website](http://www2.schneider-electric.com/sites/corporate/en/products-services/green-premium/green-premium.page).

(<http://www2.schneider-electric.com/sites/corporate/en/products-services/green-premium/green-premium.page>)

Manufacturing

The Compact INS100 to INS160 range is manufactured at a Schneider Electric production site on which an ISO14001 certified environmental management system has been established.

Distribution

The weight and volume of the packaging have been optimized, based on the European Union's packaging directive.

The Compact INS160 four pole switch disconnector packaging weight is 100g. It consists of cardboard (80g), paper (17g) and PE (2.5g).

Use

The products of the Compact INS100 to INS160 range do not generate environmental pollution (noise, emissions) requiring special precautionary measures in standard use.

The dissipated power depends on the conditions under which the product is implemented and used. This dissipated power is between 6W and 20.4W for the Compact INS100 to INS160 product range. It is 20.4 W for the referenced Compact INS160 four pole switch-disconnector.

This thermal dissipation represents less than 0.01% of the power which passes through the product.

The product range does not require special maintenance operations.

Product Environmental Profile - PEP

End of life

At end of life, the products in the Compact INS100 to INS160 have been optimized to decrease the amount of waste and allow recovery of the product components and materials.

This product range doesn't need any special end-of-life treatment. According to countries' practices this product can enter the usual end-of-life treatment process.

The recyclability potential of the products has been evaluated using the "ECO DEEE recyclability and recoverability calculation method" (version V1, 20 Sep. 2008 presented to the French Agency for Environment and Energy Management: ADEME).

According to this method, the potential recyclability ratio is: 37%.

As described in the recyclability calculation method this ratio includes only metals and plastics which have proven industrial recycling processes.

Environmental impacts

Life cycle assessment has been performed on the following life cycle phases: Materials and Manufacturing (M), Distribution (D), Installation (I) Use (U), and End of life (E).

Modeling hypothesis and method:

- the calculation was performed on the Compact INS160 four pole switch-disconnector
 - product packaging: is included
 - installation components: no special components included.
 - scenario for the Use phase: this product range is included in the category "Energy passing product": (assumed service life is 20 years and use scenario is: product dissipation is 20.4W full load, loading rate is 30% and service uptime is 100%).
 - the geographical representative area for the assessment is Europe and the electrical power model used for calculation is European model.
- End of life impacts are based on a worst case transport distance to the recycling plant (1000km)

Presentation of the product environmental impacts

Environmental indicators	Unit	For Compact INS160 four pole switch-disconnector					
		S = M + D + I + U + E	M	D	I	U	E
Raw Material Depletion	Y-1	3.59E-14	3.17E-14	1.96E-18	0.00E+00	4.18E-15	2.44E-18
Energy Depletion	MJ	3.78E+03	9.78E+01	1.44E+00	0.00E+00	3.68E+03	1.79E+00
Water depletion	dm ³	5.77E+02	4.47E+01	1.37E-01	0.00E+00	5.32E+02	1.70E-01
Global Warming	g≈CO ₂	1.92E+05	5.75E+03	1.14E+02	0.00E+00	1.86E+05	1.42E+02
Ozone Depletion	g≈CFC-11	1.14E-02	1.10E-03	8.06E-05	0.00E+00	1.01E-02	1.00E-04
Air Toxicity	m ³	3.32E+07	2.33E+06	2.15E+04	0.00E+00	3.08E+07	2.67E+04
Photochemical Ozone Creation	g≈C ₂ H ₄	6.62E+01	3.07E+00	9.74E-02	0.00E+00	6.29E+01	1.21E-01
Air acidification	g≈H ⁺	2.63E+01	1.19E+00	1.45E-02	0.00E+00	2.51E+01	1.81E-02
Water Toxicity	dm ³	5.50E+04	1.93E+03	1.42E+01	0.00E+00	5.30E+04	1.77E+01
Water Eutrophication	g≈PO ₄	8.83E-01	4.42E-01	1.89E-03	0.00E+00	4.37E-01	2.36E-03
Hazardous waste production	kg	3.18E+00	9.28E-02	4.24E-05	0.00E+00	3.08E+00	5.28E-05

Life cycle assessment has been performed with the EIME software (Environmental Impact and Management Explorer), version 4.1, and with its database version 11.0.

The Use phase is the life cycle phase which has the greatest impact on the majority of environmental indicators.

According to this environmental analysis, proportionality rules may be used to evaluate the impacts of other products of this range: depending on the impact analysis, the environmental indicators (without RMD) of other products in this family may be proportional extrapolated by energy consumption values. For RMD, impact may be proportional extrapolated by mass of the product.


System approach

As the products of the range are designed in accordance with the RoHS Directive (European Directive 2002/95/EC of 27 January 2003), they can be incorporated without any restriction in an assembly or an installation subject to this Directive.

Please note that the values given above are only valid within the context specified and cannot be used directly to draw up the environmental assessment of an installation.

Glossary

Raw Material Depletion (RMD)	This indicator quantifies the consumption of raw materials during the life cycle of the product. It is expressed as the fraction of natural resources that disappear each year, with respect to all the annual reserves of the material.
Energy Depletion (ED)	This indicator gives the quantity of energy consumed, whether it be from fossil, hydroelectric, nuclear or other sources. This indicator takes into account the energy from the material produced during combustion. It is expressed in MJ.
Water Depletion (WD)	This indicator calculates the volume of water consumed, including drinking water and water from industrial sources. It is expressed in dm ³ .
Global Warming (GW)	The global warming of the planet is the result of the increase in the greenhouse effect due to the sunlight reflected by the earth's surface being absorbed by certain gases known as "greenhouse-effect" gases. The effect is quantified in gram equivalent of CO ₂ .
Ozone Depletion (OD)	This indicator defines the contribution to the phenomenon of the disappearance of the stratospheric ozone layer due to the emission of certain specific gases. The effect is expressed in gram equivalent of CFC-11.
Air Toxicity (AT)	This indicator represents the air toxicity in a human environment. It takes into account the usually accepted concentrations for several gases in the air and the quantity of gas released over the life cycle. The indication given corresponds to the air volume needed to dilute these gases down to acceptable concentrations.
Photochemical Ozone Creation (POC)	This indicator quantifies the contribution to the "smog" phenomenon (the photochemical oxidation of certain gases which generates ozone) and is expressed in gram equivalent of ethylene (C ₂ H ₄).
Air Acidification (AA)	The acid substances present in the atmosphere are carried by rain. A high level of acidity in the rain can cause damage to forests. The contribution of acidification is calculated using the acidification potentials of the substances concerned and is expressed in mode equivalent of H ⁺ .
Water Toxicity (WT)	This indicator represents the water toxicity. It takes into account the usually accepted concentrations for several substances in water and the quantity of substances released over the life cycle. The indication given corresponds to the water volume needed to dilute these substances down to acceptable concentrations.
Hazardous Waste Production (HWP)	This indicator calculates the quantity of specially treated waste created during all the life cycle phases (manufacturing, distribution and utilization). For example, special industrial waste in the manufacturing phase, waste associated with the production of electrical power, etc. It is expressed in kg.

Registration N°: SCHN-2013-016		Applicable PCR : PEP- PCR-ed 2-EN-2011 12 09	
Verifier accreditation N°: VH05		Program informatio n: www.pep-ecopassport.org	
Date of issue: 04-2013		Period of validity: 4 years	
Independent verification of the declaration and data, according to ISO 14025:2006			
Internal	X	External	
In compliance with ISO 14025:2006 type III environmental declarations			
PCR review was conducted by an expert panel chaired by J. Chevalier (CSTB).			
The elements of the actual PEP cannot be compared with elements from another program.			

Schneider Electric Industries SAS
 35, rue Joseph Monier
 CS 30323
 F- 92506 Rueil Malmaison Cedex
 RCS Nanterre 954 503 439
 Capital social 896 313 776 €

www.schneider-electric.com

Published by Schneider Electric