

# PRODUCT DATASHEET

## DULUX L 55 W/840 2G11

OSRAM DULUX L LUMILUX | CFLni, with 4-pin 2G11 base for ECG/CCG operation



---

### AREAS OF APPLICATION

- Offices, public buildings
- Shops
- Supermarkets and department stores
- Hotels, restaurants
- Industry

---

### PRODUCT BENEFITS

- Very economical
- Outstanding luminous flux
- Outstanding luminous efficiency
- Long service life
- OSRAM System+ Guarantee in combination with OSRAM QUICKTRONIC ECG
- Less than half as long as tubular fluorescent lamps
- Improved maintenance

---

### PRODUCT FEATURES

- Short and compact pin-base lamp with double-turn tubes
- Single-ended four-pin plug-in 2G11 base
- Dimmable (1...100 % with QUICKTRONIC QT<sub>i</sub> DALI/DIM)
- Color rendering index  $R_a$ : 80...89
- Average life: 20,000 h (with QUICKTRONIC)



- Operates on battery, solar and AC power with suitable electronic control gear
- Also available in blue

## TECHNICAL DATA

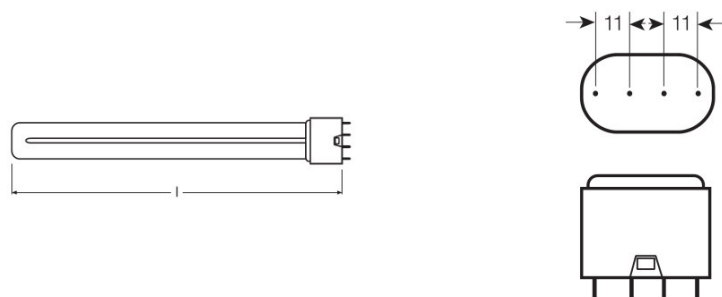
### Electrical data

|                        |         |
|------------------------|---------|
| <b>Nominal wattage</b> | 55.00 W |
| <b>Nominal voltage</b> | 101 V   |
| <b>Rated wattage</b>   | 55.00 W |

### Photometrical data

|                                  |                        |
|----------------------------------|------------------------|
| <b>Nominal luminous flux</b>     | 4800 lm                |
| <b>Light color (designation)</b> | LUMILUX Cool White     |
| <b>Luminous flux at 25 °C</b>    | 4800 lm                |
| <b>Rated luminous flux</b>       | 4800 lm                |
| <b>Rated color temperature</b>   | 4000 K                 |
| <b>Color rendering index Ra</b>  | ≥80                    |
| <b>Rated LLMF at 4,000 h</b>     | 0.86                   |
| <b>Rated LLMF at 6,000 h</b>     | 0.82                   |
| <b>Rated LLMF at 8,000 h</b>     | 0.80                   |
| <b>Rated LLMF at 12,000 h</b>    | 0.76                   |
| <b>Rated LLMF at 16,000 h</b>    | 0.81                   |
| <b>Rated LLMF at 20,000 h</b>    | 0.80                   |
| <b>Luminance</b>                 | 3.2 cd/cm <sup>2</sup> |
| <b>Color temperature</b>         | 4000 K                 |
| <b>Luminous flux</b>             | 4800 lm                |
| <b>Color rendering index Ra</b>  | ≥80                    |

### Dimensions & weight



|                       |          |
|-----------------------|----------|
| <b>Diameter</b>       | 17.5 mm  |
| <b>Overall length</b> | 530.5 mm |

|  |           |
|--|-----------|
| <b>Tube diameter</b>                               | 17.5 mm   |
| <b>Length</b>                                      | 533.0 mm  |
| <b>Length acc. to IEC standard</b>                 | 535 mm    |
| <b>Length with base excl. base pins/connection</b> | 533.00 mm |
| <b>Outer bulb</b>                                  | T17,5     |
| <b>Maximum diameter</b>                            | 17.0 mm   |

### Temperatures & operating conditions

|   |         |
|---|---------|
| <b>Rated ambient temp.w.max.luminous flux</b> | 25.0 °C |
|---|---------|

### Lifespan

|   |                       |
|---|-----------------------|
| <b>Nominal lamp life time</b>                 | 12000 h               |
| <b>Rated lamp life time</b>                   | 12000 h               |
| <b>Service life</b>                           | 13000 h <sup>1)</sup> |
| <b>Rated lamp survival factor at 2,000 h</b>  | 0.99                  |
| <b>Rated lamp survival factor at 4,000 h</b>  | 0.99                  |
| <b>Rated lamp survival factor at 6,000 h</b>  | 0.98                  |
| <b>Rated lamp survival factor at 8,000 h</b>  | 0.92                  |
| <b>Rated lamp survival factor at 12,000 h</b> | 0.50                  |
| <b>Rated lamp survival factor at 16,000 h</b> | 0.81                  |
| <b>Rated lamp survival factor at 20,000 h</b> | 0.50                  |
| <b>Operation mode LLMF/LSF</b>                | HF                    |
| <b>Lifespan</b>                               | 20000 h <sup>1)</sup> |

<sup>1)</sup> With preheat ECG

### Additional product data

|                                    |                        |
|------------------------------------|------------------------|
| <b>Base (standard designation)</b> | 2G11                   |
| <b>Mercury content</b>             | 2.5 mg                 |
| <b>Product remark</b>              | For ECG operation only |

### Capabilities

|                            |     |
|----------------------------|-----|
| <b>Dimmable</b>            | Yes |
| <b>Suitable for indoor</b> | Yes |

### Certificates & standards

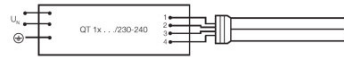
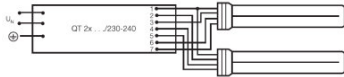
|                                |              |
|--------------------------------|--------------|
| <b>Energy efficiency class</b> | A+           |
| <b>Energy consumption</b>      | 61 kWh/1000h |
| <b>Energy efficiency class</b> | A+           |

### Country-specific categorizations

|              |                               |
|--------------|-------------------------------|
| <b>ILCOS</b> | FSDH-55/840-/P/-2G11-43,9/533 |
|--------------|-------------------------------|

**EQUIPMENT / ACCESSORIES**

- Suitable for standard control gears and starters
- Suitable for operation on electronic and conventional control gear



Circuit diagram

Circuit diagram

**LOGISTICAL DATA**

| Product code  | Product description   | Packaging unit (Pieces/Unit) | Dimensions (length x width x height) | Volume                | Gross weight |
|---------------|-----------------------|------------------------------|--------------------------------------|-----------------------|--------------|
| 4050300295879 | DULUX L 55 W/840 2G11 | Shipping carton box 10       | 507 mm x 202 mm x 118 mm             | 12.08 dm <sup>3</sup> | 1741.50 g    |

The mentioned product code describes the smallest quantity unit which can be ordered. One shipping unit can contain one or more single products. When placing an order, for the quantity please enter single or multiples of a shipping unit.

**REFERENCES / LINKS**

For more information on the system guarantee and the terms and conditions of the guarantee visit [www.ledvance.com/system-guarantee](http://www.ledvance.com/system-guarantee)

**DISCLAIMER**

Subject to change without notice. Errors and omission excepted. Always make sure to use the most recent release.

## OSRAM DULUX L LUMILUX | CFLni, with 4-pin 2G11 base for ECG/CCG operation

| Product name          | Product name ECG     | EAN           | Nominal current | Nominal wattage + Power loss | Luminous flux at 35 °C | Number of lighting outlets |
|-----------------------|----------------------|---------------|-----------------|------------------------------|------------------------|----------------------------|
| DULUX L 55 W/840 2G11 | QT-FQ 2x80           | 4050300825564 | 0.59 A          | 122.00 W                     | 4800 lm                | 2                          |
|                       | QTi 1x28/54 DIM      | 4050300870588 | 0.26 A          | 59.00 W                      | 4800 lm                | 1                          |
|                       | QTi 1x35/49/80 GII   | 4008321383372 | 0.26 A          | 59.00 W                      | 4800 lm                | 1                          |
|                       | QTi 2x28/54 DIM      | 4050300870717 | 0.51 A          | 115.00 W                     | 4800 lm                | 2                          |
|                       | QTi 2x35/49/80 GII   | 4008321658951 | 0.53 A          | 119.00 W                     | 4800 lm                | 2                          |
|                       | QTi DALI 1x28/54 DIM | 4050300870809 | 0.26 A          | 59.00 W                      | 4800 lm                | 1                          |
|                       | QTi DALI 2x28/54 DIM | 4050300870502 | 0.51 A          | 115.00 W                     | 4800 lm                | 2                          |
|                       | QTP-DL 1x55 GII      | 4008321390158 | 0.26 A          | 59.00 W                      | 4800 lm                | 1                          |
|                       | QTP-DL 2x55 GII      | 4008321390172 | 0.51 A          | 116.00 W                     | 4800 lm                | 2                          |
|                       | QTP-FC 1x55          | 4008321537041 | 0.26 A          | 59.00 W                      | 4800 lm                | 1                          |
|                       | QTP-OPTIMAL 1x54-58  | 4008321873729 | 0.24 A          | 50.00 W                      | 4800 lm                | 1                          |
|                       | QTP-OPTIMAL 2x54-58  | 4008321880253 | 0.48 A          | 110.00 W                     | 4800 lm                | 2                          |